Notice regarding specifications

I.U. = Indoor Unit O.U. = Outdoor Unit Qu = Quiet ★ = Not decided yet

- Specifications and design are subject to change without notice for future improvement.
- For further details, check with our authorized dealers.
- Cooling and heating capacities are based on the following conditions:

Cooling	Indoor temp. : 27°C DB/19°C WB Outdoor temp. : 35°C DB/24°C WB
Heating	Indoor temp. : 20°C DB Outdoor temp. : 7°C DB/6°C WB

- Performance tests are conducted in accordance with EN14511.
- Seasonal efficiency tests are conducted in accordance with EN14825.
- Sound power tests are conducted in accordance with EN12102.

GENERAL Air Conditioning Manufacturing (Thailand) Co., Ltd.
ISO 9001 Certification number: 74 210 0026
ISO 14001 Certification number: 74 220 0026

GENERAL Air Conditioning Manufacturing (Shanghai) Co., Ltd.
ISO 9001 Certification number: 01 100 79269
ISO 14001 Certification number: CN058833

GENERAL Air Conditioning Manufacturing (Wuxi) Co.,Ltd.
ISO 9001 Certification number: 15923Q20100R7M
ISO 14001 Certification number: 15924E20048R7M

GENERAL HVAC Solutions South East Europe S.M.S.A.
ISO 9001 Certification number: 00.12.3185

- The products and equipment listed in this catalog contain fluorinated greenhouse gases.
- "AIRSTAGE" is a worldwide trademark of GENERAL Inc., and a registered trademark in Japan and other countries and regions.
- iPhone and iPod touch are trademarks of Apple Inc., registered in the United States and other countries.
- "Microsoft," "Windows," and "DirectX" are trademarks of Microsoft Corporation in the United States and other countries.
- "Intesis" is a registered trademark of HMS Industrial Networks in the European Union and is trademarked in the rest of the world.
- "BACnet" is a trademark and registered trademark of the American Society of Heating, Refrigerating and Air-Conditioning Engineers, Inc.
- "MODBUS" is a registered trademark of Schneider Electric.
- "LONWORKS" and "Echelon" are trademarks of Echelon Corporation registered in the United States and other countries.
- "Adobe" and "Adobe Reader" are either registered trademarks or trademarks of Adobe in the United States and/or other countries.
- "Android" is a trademark of Google LLC.
- Other company and product names mentioned in this document may be the registered trademarks, trademarks or trade names of their respective owners.
- "Bluetooth" is a registered trademark of Bluetooth SIG, inc.
- Intel and Intel Core are trademarks of Intel Corporation in the U.S. and/or other countries.

Distributed by:

GENERAL Inc.
3-3-17, Suenaga, Takatsu-ku, Kawasaki, Kanagawa, 213-8502, Japan
www.generalww.com/

Copyright© 2026 GENERAL Inc. All rights reserved. 3EF046-2606E

FUJITSU

PRODUCT CATALOGUE 2026 AIR CONDITIONERS LINEUP

GENERAL Inc.

FUJITSU

PRODUCT CATALOGUE **2026**

AIR CONDITIONERS LINEUP

AIRSTAGE

OUR MESSAGE
SOLUTIONS
AIR TO WATER
SPLIT
MULTI-SPLIT
VRF
VENTILATION
CONTROL SYSTEM & OPTIONAL PARTS
SUPPORT

90th Since 1936

A new challenge

Since our founding, we have carried forward a spirit of challenge, an enduring passion for manufacturing, and built trust throughout our history. In January 2026, we changed our name to GENERAL Inc., marking our 90th anniversary. With this, we resolve to carry these values into the future and renew our commitment to continue protecting people's smiles.

Creating a Life Conditioner

What we strive to support and protect
is the comfort of our loved ones and family.
We are also committed to protecting people
from the effects of disaster-level heat and cold weather,
and to promoting the sustainable lifestyles,
and well-being of our communities.
Our wish is to keep protecting all life,
to ensure the smiles of future children,
and the health of the global environment.
In creating "air" conditioners,
we create "Life" Conditioners.

Official YouTube Channel

CONTENTS

004 OUR MESSAGE
006 Sustainable
008 Cleanliness
010 Future
012 Comfort
014 Control
016 Design
018 History
020 Global Business Activities
022 Project References
024 Global Development & Production Bases
026 High-quality Development & Production Facilities
028 2026 New Products

032 SOLUTIONS
034 For Light Commercial Use
042 For Commercial Use
044 For Apartments & Houses

PRODUCT LINEUP
AIR TO WATER
SPLIT & MULTI-SPLIT
VRF
VENTILATION
CONTROL SYSTEM & OPTIONAL PARTS

SUPPORT
Sp-002 VRF Support
Sp-004 HVAC System Design Support Tool
Sp-006 Quick Service & Maintenance
Sp-008 AIRSTAGE Service Monitor Tool
Sp-010 Service Tool
Sp-011 Web Monitoring Tool

Click here to see the AIRSTAGE movie.

Official YouTube Channel

OUR MESSAGE

Cleanliness

Sustainable

Future

Creating a Life Conditioner

Comfort

Design

Control

We create comfortable lives for people around the world with "made-in-Japan quality" and innovative manufacturing.

- History
- Worldwide Locations
- Global Business Activities
- Project References
- Global Development & Production Bases
- High-quality Development & Production Facilities

Sustainable

Sustainable Management

The sustainable development goals (SDGs) of the UN will drive business creation in the coming years. The promotion of sustainable management is carried out from a medium- to long-term perspective, with a promise to shape a sustainable society for the children and society of the future. We will pursue business growth by accelerating this transformation.

Basic Policy on Sustainable Management

We see the challenge of expanding our business by contributing to the realization of a sustainable society as a core element of our growth strategy, and we are working on “sustainable management,” based on the three pillars of “harmonious coexistence with our planet,” “social contribution,” and “care for employees.”

Planet
(Harmonious coexistence with our planet)

- Contributing to global warming mitigation measures
- Contributing to a circulating society

Society (Social contribution)

- Research and development that contributes to solving social issues
- Providing products that meet customer expectations
- Realization of initiatives aimed at preserving biodiversity

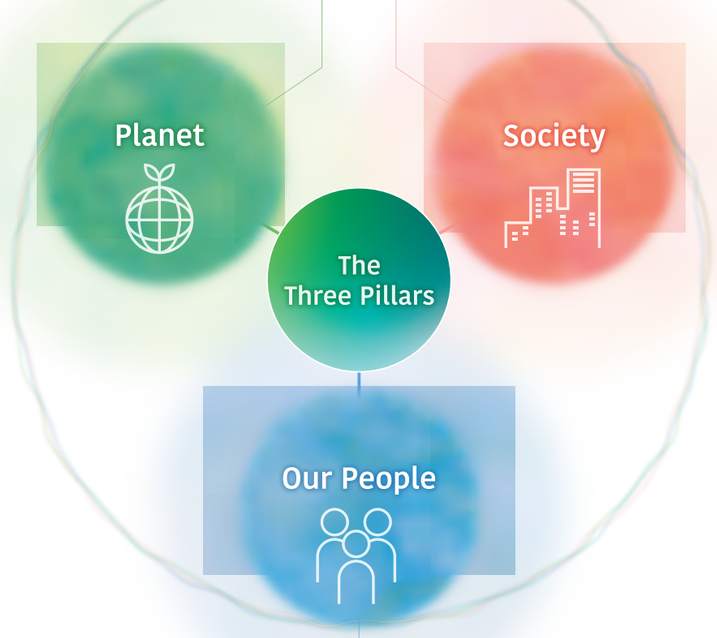

Our People (Care for employees)

- Developing human resources and organizations that realize the creation of life conditioners
- Strategic implementation of health and productivity management
- Enhancing human resource development

Cleanliness

Think about Air Quality

Fresh air is essential for comfortable air conditioning. General offers a wide range of air conditioning products with air purification functions, such as ventilation systems equipped with high-performance filters and heat exchangers.

Collecting Dust Particles to Clean The Air

Silver Ion Filter

The Silver ion filter helps to keep indoor air free from viruses, bacteria and molds.

Notice: Not a result of experiments in an actual use environment. Silver ion filter inhibits activity or growth of microorganism, but do not prevent infection.

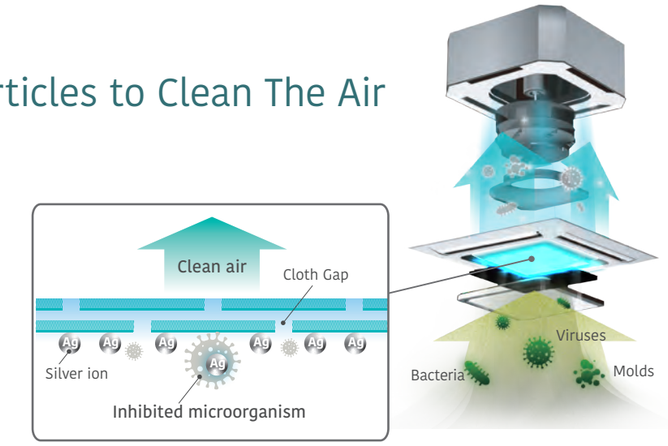

Different filters are used on each side

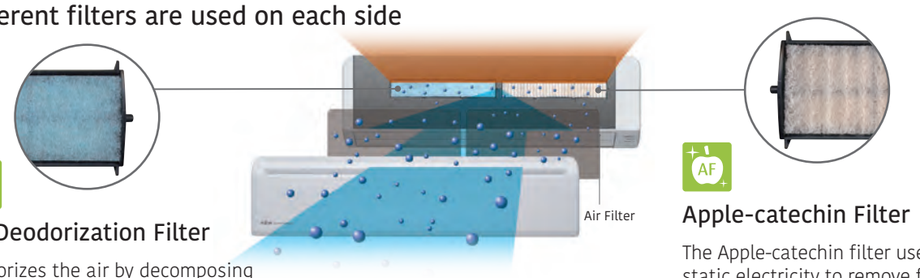

Ion Deodorization Filter

Deodorizes the air by decomposing absorbed odors using the oxidizing and odor-reducing effects of ions generated by ultra-fine particle ceramic.

Apple-catechin Filter

The Apple-catechin filter uses static electricity to remove fine particles and dust from the air.

Ventilation with Adequate Airflow with Reduced Temperature Changes

Heat Exchange Ventilation

When a room is cooled or heated, the exhausted cooling or heating energy is recovered by heat exchange ventilation.

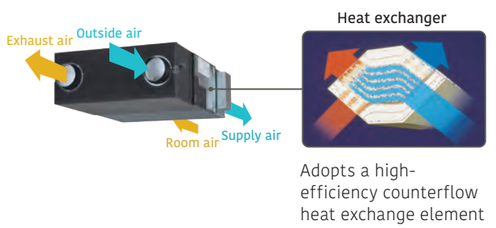

Adopts a high-efficiency counterflow heat exchange element



Future

The Green Refrigerant

Throughout our research and development process, we are constantly striving to create products that we can be proud of in the future. The technologies we have cultivated through these efforts are incorporated into our environmentally friendly products, and are recognized in the European market, which has extremely strict environmental regulations.

R32 Refrigerant with Reduced Global Warming Potential

- High environmental properties
- High performance
- Economically efficient

*1 **GWP (Global Warming Potential):** a measurement that indicates how much other greenhouse gases are capable of warming the Earth based on carbon dioxide This is the integrated value of radiant energy given to the Earth (i.e., the estimated impact on global warming) expressed as a ratio to CO2.

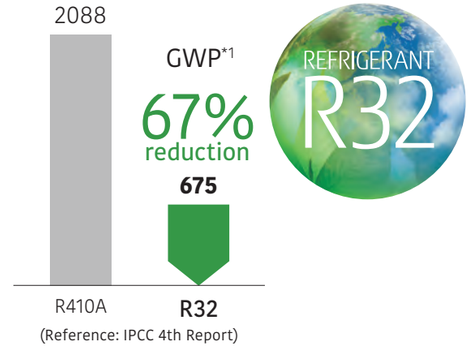

(Reference: IPCC 4th Report)

Low GWP to A Wide Range of Projects

We are continuously working to develop products that use R32 refrigerant and have R32 products in all product categories in our lineup (Split, Multi-Split, VRF, and ATW). This allows us to realize environmentally and regulatory friendly system designs for a wide range of projects from residential to light commercial.

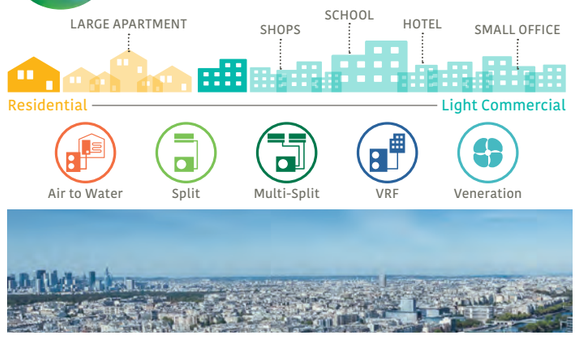

Energy Labelling Requirement 626/2011/EU

Our air conditioners have reached the **"Class A+++"** ranking, the highest energy efficiency level that is now shown on energy labels in Europe.

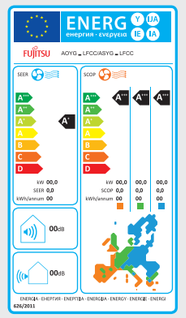

	SEER (Cooling operation)	SCOP (Heating operation)
A+++	SEER ≥ 8.50	SCOP ≥ 5.10
A++	6.10 ≤ SEER < 8.50	4.60 ≤ SCOP < 5.10
A+	5.60 ≤ SEER < 6.10	4.00 ≤ SCOP < 4.60
A	5.10 ≤ SEER < 5.60	3.40 ≤ SCOP < 4.00
B	4.60 ≤ SEER < 5.10	3.10 ≤ SCOP < 3.40
C	4.10 ≤ SEER < 4.60	2.80 ≤ SCOP < 3.10
D	3.60 ≤ SEER < 4.10	2.50 ≤ SCOP < 2.80
E	3.10 ≤ SEER < 3.60	2.20 ≤ SCOP < 2.50
F	2.60 ≤ SEER < 3.10	1.90 ≤ SCOP < 2.20
G	SEER < 2.60	SCOP < 1.90

Efforts and Evaluation of CO2 Emissions Reduction

GENERAL HVAC Solutions UK Limited has earned Embodied Carbon* Verification (ECV TM65) for its award-winning J-VS Mini VRF R32 series. TM65 is a third-party certification in the UK that calculates the embodied carbon—CO2 emissions generated during the manufacturing, transportation of products and Operational life cycle.

Based on the assessment standards set by the Chartered Institution of Building Services Engineers (CIBSE), it serves as a key indicator for customers when selecting equipment.

It drives improvements in our manufacturing processes, supports lifecycle impact assessment, and allows architects and engineers to make informed, sustainability-focused decisions for net-zero design.



Actual certificate

*Embodied carbon refers to the total CO2 emissions associated with all stages of a product's lifecycle, including material sourcing, transportation, installation, and disposal.

Comfort

Comfortable Airflow Design

Pursuing the potential of air conditioners and true comfort, General has developed and commercialized numerous world-first technologies, and these concepts are reflected in the design of our products.

Cassette type 3D flow Series

3 individually controlled air outlet ports

The Comfortable airflow setting enables the right and left air outlet ports as well as the wide center port to work together to provide a comfortable room environment.

*1: Announced 2018. In room air conditioner for the home (Our company's investigation)

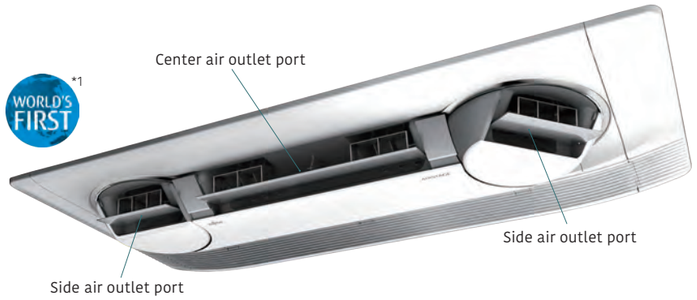

Cassette type 1-way Flow Series

Wide airflow range created by triangle design and large flap

A large flap with a wide range of movements, equipped with louvers arranged triangularly, sends air into every corner of the room.

Cassette type Circular flow Series

Unique circular flow design

This Series realizes a Circular Flow to blow a large airflow in a 360° direction by using a high-performance DC fan motor, turbo fan, and a unique seamless airflow louver design.



Auto Louver Grille Kit for Mini duct and Slim duct

Flexible Control

The optional clean-looking flat Auto Louver Grille Kit blends into any interior and provides a comfortable airflow.

Control

Operation from Anywhere

Using the Internet of Things (IoT), General is actively providing services that allow users to control their air conditioners from their smartphones. We are also expanding our open co-creation activities with external partners to deepen the development of new functions and services using IoT and artificial intelligence (AI) to develop safe and convenient air conditioners.

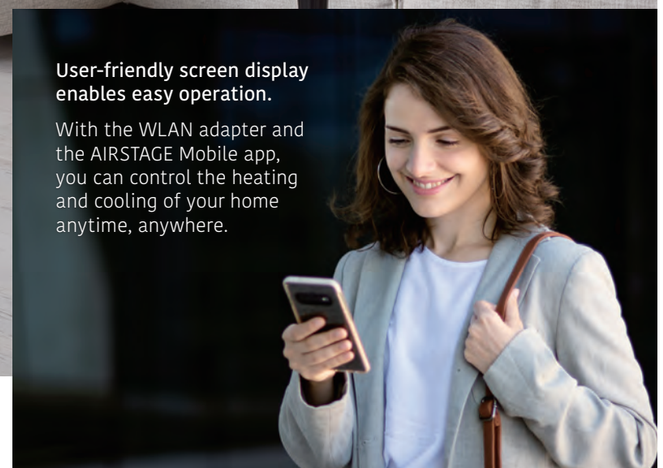

User-friendly screen display enables easy operation.

With the WLAN adapter and the AIRSTAGE Mobile app, you can control the heating and cooling of your home anytime, anywhere.

Voice control via smart speaker

Connecting with a smart speaker allows the user to operate the air conditioner and check its operation status just by talking to it.

Software application for WLAN Adapter

"AIRSTAGE Mobile" is a software application that allows users to control General air conditioners from anywhere with a mobile device while out or on the move.

WLAN adapter (USB)

+

AIRSTAGE Mobile

Download Free

Download on the App Store

Google play

Compact wired remote controller

Large screen and simple display

- Large screen, yet compact in size
- Large, easy-to-read letters are used.
- The controls are simple and easy to understand.

Central remote controller for VRF system

The central remote controller uses a touch panel screen to display multiple menus on the top screen. Just touch the menu you want to operate, and the necessary window will pop up, and allow intuitive operation.

Remote monitoring and operation

The central remote controller enables monitoring and control of a tenant's air conditioner anytime, anywhere.

Design

Harmonizes with The Installation Space

General offers a wide range of products for the European market, including models with unique textural designs, award-winning models that integrate with room interiors, and Cassette type models with different designs that match office spaces. We also have a lineup of models with elegant designs, such as the Ceiling type models with its beautiful curved surface.

Light Elegant Design

Ceiling type design

The light, elegant and three-dimensional expression achieved by the curved surface gives a sense of comfort and well-being.

reddot winner 2020

KM Series

Warm & gentle color option

Wall-mounted type design

Both white and soft black color are relatively gentle tones and no strong contrast, each color harmonize with the environment and create a warm atmosphere.

Sleek and Stylish Design

Designed wired remote controller

When not in use, the controller is a part of the interior decor. This is achieved by using mirrors, glass, and clear panel, and it appears to be on with the wall.

reddot winner 2024

GOOD DESIGN

Official YouTube Channel

Stylish Design

Outdoor unit for Air to Water

A design that offers a sophisticated style that is quiet and blends in with the outdoor landscape.

Official YouTube Channel

History Yaou Shoten Ltd. established in 1936

Overseas Air Conditioning Business Since 1971

1960: Started the air conditioning business in Japan

1971 Air conditioner exports to the Middle East.

1977 “Super Power, Super Quiet” series released

1982 Window type 3 Super series released

AL/AX Series

1985 Large wall-mounted type and multi-split air conditioner released

WORLD'S FIRST *1, *2 **1991** World's first air conditioner equipped with a lambda heat exchanger

1994 World's first air conditioner with a power diffuser

2001 AIRSTAGE series of VRF air conditioners released for large buildings

AIRSTAGE

WORLD'S FIRST *3 **2003** Air conditioner with the world’s first automatic self-cleaning filter system

nocria



2004 Standalone Compact VRF AIRSTAGE J series released

AIRSTAGE J

2006 VRF Heat Pump type Maximum 42 HP AIRSTAGE V series released

AIRSTAGE V

2009 VRF Heat Pump Modular type Maximum 48 HP AIRSTAGE V-II series released

2009 Air to water system released

WATERSTAGE

For light commercial use

2011 Compact 2 Fan type VRF AIRSTAGE J-II series released

2014 Compact 1 Fan type VRF AIRSTAGE J-IIS series released

2016 Compact 2 Fan type VRF AIRSTAGE J-III series released

2017-19 Compact VRF AIRSTAGE J-IIIL series for light commercial use released

2020 Compact & lightweight outdoor units AIRSTAGE J-IVL, J-IV, J-IVS series released

WORLD'S FIRST *4

2018 Unique design cassette style released 3D Flow Cassette

For commercial use

2012 VRF AIRSTAGE VR-II series released

2014-15 VRF AIRSTAGE VR-III series released

2020 Heat Recovery Modular type VRF AIRSTAGE VR-IV series & AIRSTAGE Air handling units released

2022 Energy-saving operation model VRF V-IV series released

VRF V-IV

For residential use

2011 Hi-spec Design model LT series & LU series released

2017 Flagship Wall-mounted type “nocria X” released

2017-19 Environment-friendly R32 refrigerant models added to this lineup (Split & Multi-split type)

2019 Harmonizes beautifully with interior design model KE series released

WORLD'S FIRST *5 R32

nocria X

KE Series

For commercial use

REFRIGERANT R32

VRF VU-V

2026 Heat pump & Heat Recovery Modular type VRF VU-V released

2025-26 Slim 2 Fan type J-VL & Compact 1 Fan type J-V released

VRF J-V

VRF J-VL

2025-26 Compatible with R32 refrigerant indoor units (5 types 92 models)

For residential use

REFRIGERANT R32

2025-26 Aesthetic and compact design. Air to Water Split type

2025 Minimal elegant design model KJ series

KJ Series

2026 Simultaneous Multi-Split type released

1950 ~

Manufacturing Company Establishment

1955 Headquarters in Kawasaki

1964 Electronic components factory established in Ichinoseki

1970 ~

1991 Air conditioner manufacturing company established in Thailand

1994 Air conditioner manufacturing company established in Shanghai, China

1998 Air conditioner motor manufacturing company established in Thailand

1999 Established a subsidiary for designing and developing air conditioners in Thailand

2006 VRF air conditioner manufacturing, sale, and service company established in China

2007 Air Conditioner Technology Building becomes operational at the premises of the Kawasaki Headquarters.

Air conditioner R&D Center established in Kawasaki

2009 Compressor Factory begins operation established in Thailand

2000 ~

2012 Joint venture established in Thailand to manufacture compressors

(To become a wholly owned subsidiary in 2023)

2019 Building constructed at Kawasaki Headquarters to strengthen development capabilities

2010 ~

NA R&D Center: North America Research and Development Center established in Texas, USA

IoT-based manufacturing facility established in Thailand

2020 ~

2022 Established FGAHP, a subsidiary that manufactures ATW

2026 Air conditioner R&D Center established in Shanghai

Sales & Service Maintenance Company Established

Europe sales company (Germany)

1976 North America sales company

1978 Australia sales company and Europe sales company (Germany)

1980 Brazil sales company

1998 Middle East sales company (UAE) and New Zealand sales company

2002 Taiwan sales company

2016 THE AIRSTAGE held on Broadway in New York

2018 India sales company

2019 Europe sales company (Italy)

2023 Communication Lounge EURO: Lounge opened in Dusseldorf, Germany

Europe sales company (Norway, Greece)

2025 Become a member of the Paloma Rheem Holdings Group

2026 Changed trade name to General Inc.

Europe sales company (Germany)

Paloma Rheem Holdings

GENERAL

Leveraging our strengths in heat pump and inverter technology, along with the development and production of core components like compressors and motors, we will advance our sophisticated technologies for final product manufacturing.
Through complementary collaboration with Paloma Rheem Holdings Group companies across the value chain, we aim to further expand our business in increasingly competitive domestic and international markets.

*1: Announced in 1991. In room air conditioner for home use (Our company’s investigation) *2: Announced 1994. In the category of room air conditioners for the home (Our company’s investigation).
*3: Announced in 2002. In the category of room air conditioners for the home (Our company’s investigation).

*4: Announced in 2018. In room air conditioner for commercial use (Our company’s investigation) *5: Announced 2012. In room air conditioner for the home (Our company’s investigation)

Global Business Activities

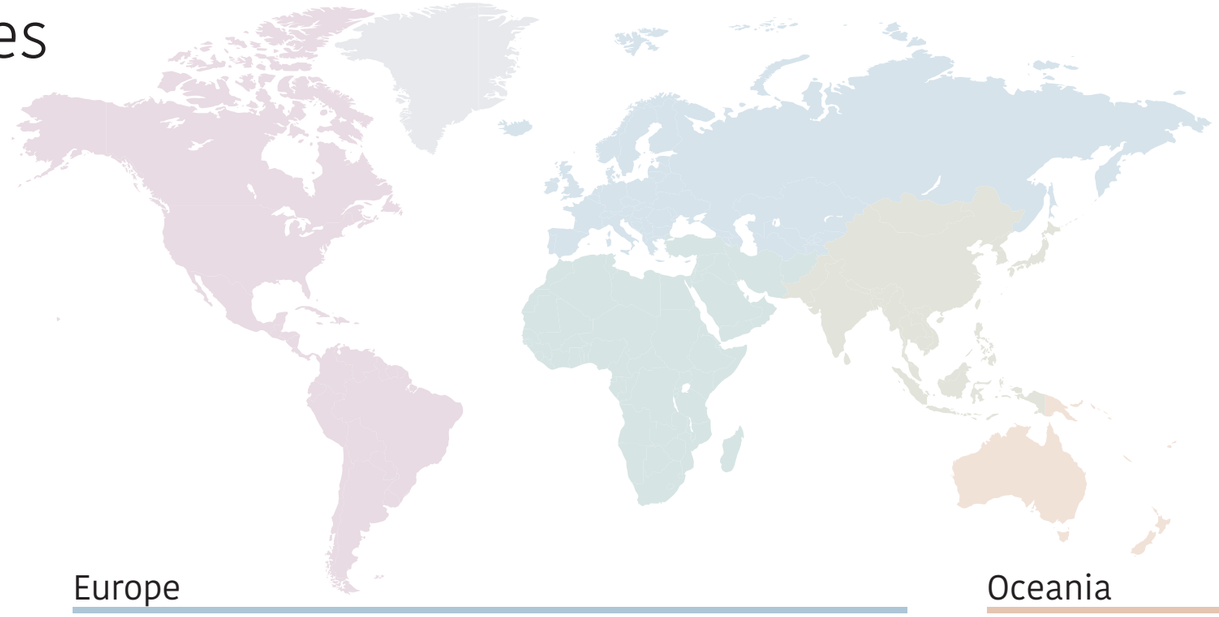

We have been recognized for our activities in advertising, human resource development and customer service, as well as for our community-based social contribution activities in each region, winning numerous awards and achieving a high level of customer satisfaction.

North and South Americas

AHR Expo

HVAC trade shows in Brazil

National distributor conference in USA

Distributor conference in USA

Middle East

Launch event in Qatar

Launch event in Qatar

HVAC Seminar in Saudi Arabia

Launch event in UAE

Europe

HVAC trade show in Germany

Installer show in United Kingdom

HVAC trade show in Greece

NATIONAL ACR & HEAT PUMP AWARDS

Training seminar in United Kingdom

Oceania

HVAC trade show in Australia

Launch event in Australia

Launch event in Australia

Asia

National Dealer Conference in China

National Dealer Conference in China


Exhibition in India

VC-V Launch Event

VC-V Seminar in Myanmar

International authoritative design awards

The NEWS Dealer Design Awards

Gold Award (Category: HVAC & PLUMBING) in Reader's Choice Awards

TOP OF MIND 2016 First prize in "MARCA DE EQUIPAMENTO DE AR-CONDICIONADO" category of "CLIMATIZACAO" division

Superbrands is the world's largest independent arbiter of branding.

The iF Product Design Award is given annually by iF International Forum Design GmbH for industrial products from around the world.

The Plus X Award is the world's largest innovation award for technology, sports and lifestyle.

China State Construction Engineering Luban Prize

reddot winner 2026

A product design competition that has been held since 1955. Products that win the award are given the "Red Dot" seal, a sign of international recognition of quality.

One of the famous design award in the world. Designs are judged on innovation and aesthetics, as well as their benefit to users, clients/brands, and society.

ProductReview.com.au's annual awards are selected from products and services that have been well-rated by the ProductReview community.

Voted by Australians as the 'Most Trusted Brand – Air Conditioning Category 5 Years Running'

The Good Design Award is an award sponsored by the Japan Institute of Design Promotion, and is given once a year to items of outstanding design.

The "ACR & HEAT PUMP AWARDS" is an industry award that recognizes outstanding products, projects, companies, and innovations in the fields of air conditioning and refrigeration (ACR) and heat pump technology.

Project References

Introduced in Over 50 Countries Worldwide

Highly popular for their excellent quality, energy efficiency, and ease of installation, General's products are installed in a wide range of buildings around the world, including high-rise office buildings, stores, hotels, public facilities, schools, hospitals, and residences.





For Light commercial use

1 Shop in Europe
2 Factory in Europe
3 Hotel in Europe
4 School in Asia
5 Hospital in Asia
6 Office in Asia
7 Shop in Oceania
8 Office in Oceania
9 School in the Middle East
10 Public facility in the United States





For Commercial use

11 Public Square in Asia
12 Hotel in Asia
13 Hotel in Asia
14 Public facility in Asia
15 Apartment in Oceania
16 Apartment in Oceania
17 Mixed in the Europe
18 Hotel in the Middle East
19 Residence in the Middle East
20 Showroom in Middle East





For Residential use

21 Villa in the Africa
22 Residence in Oceania
23 Residence in the United States
24 Villa in the Middle East
25 Residence in the Middle East

Global Development
& Production Bases

We have established R&D bases in five countries from Japan, Europe, Asia, China, and North America to pursue environmental properties and comfort according to the needs of each region.

■ • Head office
■ • R&D center
■ • Manufacturing companies

R&D Center & Technology Research Building

North America R&D Center

GENERAL Air Conditioning R&D (Shanghai) Co., Ltd.

GENERAL Air Conditioning R&D (Thailand) Co., Ltd.

JAPAN Head office, R&D center and 60 m height difference testing tower (Japan)

Constructing IoT-based manufacturing
We are implementing a real-time IoT-enabled system to immediately visualize and analyze various information such as facility operating status, assembly line production progress, and parts inventory and transportation status. This will further enhance the accuracy of production and shipping forecasts in the Head Office and factory management departments. The system will also help improve activities by employees at production sites, with the aim of improving the efficiency of the production process, the efficiency of parts distribution operations, and the utilization rates of the facilities.

Overseas Manufacturing Companies

GENERAL Air Conditioning Manufacturing (Shanghai) Co., Ltd.

F.G.L.S. Electric Co., Ltd. (China)

GENERAL Air Conditioning Manufacturing (Wuxi) Co.,Ltd.

GENERAL Device Solutions Inc. (Japan)

GENERAL Air Conditioning Manufacturing (Thailand) Co., Ltd.

FGAHP

TCFG Compressor (Thailand) Co., Ltd. (Thailand)

FGA (Thailand) Co., Ltd. (Thailand)

High-Quality Development
& Production Facilities

Advanced Research Facilities and Equipment

General is one of Japan's leading manufacturers with R&D centers in Japan. The research and development conducted in these facilities contributes to providing our customers with the highest quality and performance.

Performance Tests

Airflow measurement room
Measure the airflow of air conditioners, from compact room air conditioner models to variable refrigerant flow (VRF) systems.

Calorimeter
Measure the temperature, humidity, and airflow at the inlet and outlet of the air conditioner to evaluate its cooling and heating capacity.

Silent room
Measure the operating sounds of air conditioners on walls and ceilings with reduced sound reflection.

Reliability Tests

Constant temperature room
Verify product performance in cooling and heating operations under various temperature and humidity conditions.

Practical test room
Check whether the performance of the air conditioner can be sustained under the conditions of the actual housing environment.

Shower test room
Check if the electrical box of the outdoor unit is protected from strong wind and rain, such as during a typhoon.

Transportation and Handling Tests

Compressibility test

Vibration test

Technology Research Building
in Japan Head office

Testing Laboratory

GENERAL EMC Laboratory Inc.





60-m Height Difference Testing Tower

Tests oil circulation in a compressor for reliability.

Certification of ISO 14001 and ISO 9001

Certification of ISO 14001

The General Group has set up the “Environmental Promotion WG,” led by the executive responsible for sustainability, under the Sustainability Promotion Committee. This Group deliberates issues related to the global environment, such as climate change and resource depletion, and manages countermeasures and the progress of our activities. In addition, the General Group has created an environmental management system (EMS) based on the international standard ISO14001, under which we promote environmental activities.

Certification of ISO 9001

The General Group has obtained ISO9001 certification at each division and site, and we have built a quality management system based on this certification. As part of our efforts to maintain and enhance product quality, we manage quality through all processes, from design and development to purchasing and manufacturing.

Product Quality Assurance

All General plants are ISO 9001 certified and operate under a unified quality control system. We deliver to customers all over the world high-quality products that have passed stringent quality inspections.

Receiving inspection

We require all our parts suppliers to submit test reports to ensure that all parts we receive from them meet our quality standards. Our in-house test department inspects incoming parts to ensure their compliance with RoHS as required by the EU. We also conduct 100% inspection of main parts to prevent defective parts from making it to assembly lines.

Quality inspection of products

We carry out stringent quality inspections in all production processes performed in our plants. To keep the quality of our products high, inspectors check their quality from start to finish on production lines.

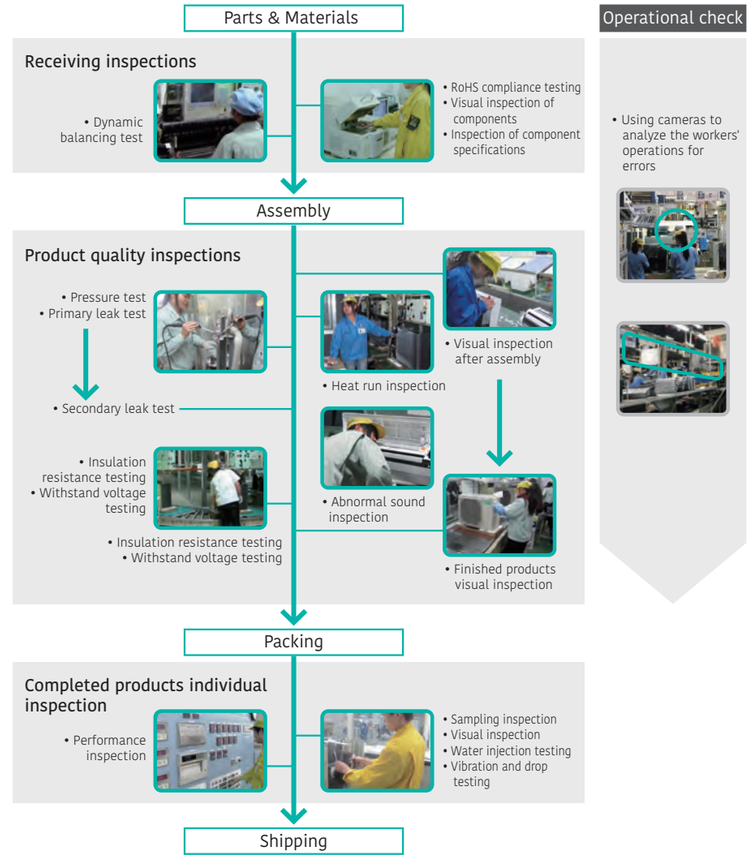

reddot winner 2026

Split and Multi-split,
Wall-mounted type
Built-in WLAN adapter models

KJ Series
Designer Range
Minimal Elegance Design

S-016

- White & Black
- 5–14 classes, 5 models*
- Heat Clean
- Built-in WLAN adapter
- Easy access to the flare pipe connection

*Class 05 is for multi-split systems only

Minimal Elegance

The clean lines and strong, elegant curves give it an elegant look.
Its compact width allows it to be installed in narrow spaces such as above doors.

Official YouTube Channel

2026 New Products

Split and Multi-split

Wall-mounted type

Upgraded to the model with a built-in WLAN adapter



WLAN adapter
(built-in)

KL Series
ECO Range
Cooling-enhanced type/
Comfort for Large Room

S-024

7/9/12 class

KM Series
Standard Range
High-Efficiency & Large Room

S-020

18/22*1/24 class

S-026

18/24 class*2

*1 : 22 class is multi-split only. *2 : KLCBL is single-split only.

Floor type

S-056

Duct type

High Static Pressure Duct

S-048



Big Duct

S-052

Simultaneous Multi-Split type

Twin / Triple / Double Twin
Outdoor unit

S-030

AIR TO WATER

Split type

High power series

W-024~

- 10-14 kW classes, 10 Models
- High energy efficiency
- Quiet operation
- Easy installation & maintenance

Outdoor unit

Indoor unit

2026 New Products

VRF

J-V series
Official YouTube Channel

VRF J-V VRF J-VS VRF J-VL

Heat Pump for Small-capacity type
Outdoor units

V-026-041

- VRF J-V, J-VS and J-VL series, Heat pump type
- Connectable indoor unit capacity range is 50% to 150%*1
- Connectable indoor units are up to 42*2

*1: J-VL only *2: J-VL (18HP) only

J-V
4-6 HP, Single & 3-phase

J-VS
4-6 HP, Single & 3-phase

J-VL
8-18 HP, 3 Phase

VRF VU-V

Heat Pump / Heat Recovery
Combination connection: Max 44HP
Outdoor units

V-042-055

- Choose from two types: Heat pump or Heat recovery type
- Up to 22 HP available with a single unit installation
- Connectable indoor unit capacity range is 25%*3 to 150%
- Connectable indoor units are up to 64

*3: For modular type, 25% to 49.9% operation in the entire system is available. (by one unit operation)

8-22 HP 3-phase

VRF R32 Indoor unit

The R32 indoor unit lineup has been expanded to include models equipped with gas sensors.

V-056-089

Cassette type
Compact 4-way flow
Standard
4-18 class

Slim

Cassette type
Circular Flow
Slim & Large
9-54 class

4-9 class

Cassette type
One-way Flow
4-24 class

14-18 class

Duct type
Low static pressure
Mini duct
4-24 class

18 class

Duct type
Low static pressure
Slim duct
4-24 class

24-30 class

Duct type
Medium static pressure
High efficiency
7-45 class

45-60 class

Duct type
High static pressure
36-60 class

96 class

Duct type
High static pressure
72-96 class

Floor
Compact Floor
EEV Internal
7-14 class

24-30 class

Ceiling
12-54 class

Wall-Mounted
Compact Wall-mounted
4-18 class

Wall-Mounted
Large Wall-mounted
18-34 class

CONTROL SYSTEM

Individual control

Wired Remote Controller (with touch panel)

C-014

Simple Remote Controller

C-018

- Addition of safety measures
- Refrigerant leak response
- Detector replacement notification

Wired Remote Controller
(with touch panel)

Simple
Remote Controller

(Without operation mode)

Wireless Remote Controller

Slim design with a large backlight display

C-020

- Large screen with backlight
- Slim & Compact
- 6 - Step Fan Speed Control

Central remote controller

Enhanced notification functions in case of trouble

C-030-031

- Refrigerant leak response
- Leaking indoor unit list function
- Detector replacement notification

Centralized Control

Touch panel controller

C-032-035

- Compact and sleek appearance
- Display screen enlarged
- Added swipe operation
- Refrigerant leak response

From Business to Private Spaces

SOLUTIONS

Key Solution Points

General's total solutions are
tailored to each property's unique needs.

General Provides
the Best Control Solutions
for Buildings

Target Buildings

A casual conversation with a colleague at work

A presentation in a large meeting room

A restaurant you stop by　Your living room

We have a comprehensive lineup of air conditioners ideal for all these situations—from business to private spaces.
General's air conditioners are used in all aspects of everyday life.

For Light Commercial Use

Comfortable and economical air conditioning systems, ideal for small and midsize commercial buildings

034 Restaurants, Shops
036 Small Offices
038 Hotels
040 Schools

For Commercial Use

Single and modular VRF systems for high efficiency, comfort, design flexibility, ease of installation, and high reliability

042 Large Buildings

For Residences

Smart air conditioning systems with extensive control options for comfort and convenience of use

044 Residences

Restaurant, Shops

For Light Commercial Use

General provides perfect total air conditioning systems that offer seamless support by tenant, by purpose, and by customer visit frequency in shops and restaurants with multiple lighting and a high density of customers.

Single split

For Restaurants

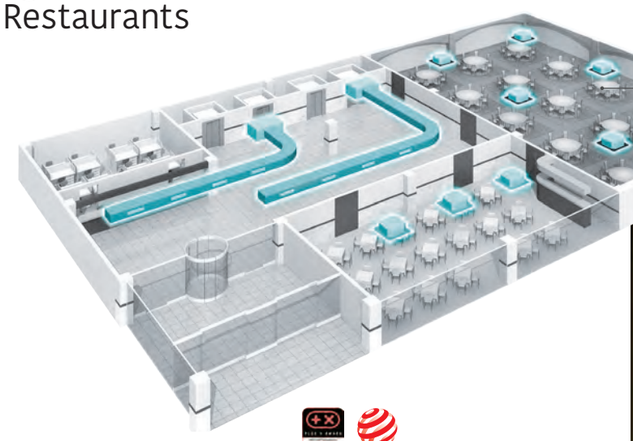



reddot winner 2020

Circular flow cassette Series

Compact cassette

Ceiling type

Mini duct

Slim duct

Medium static pressure duct

High static pressure duct

R32 Large Model Lineup Expanded

Expanded lineup of ceiling, cassette, and duct types suitable for large spaces using environmentally friendly R32 refrigerant

Circular flow cassette Series

For ambience with dimmed lighting

For rooms with bright interiors

Two Panel Colors

Both black and white panels are available for Cassette type. Black panels are suitable for dark places such as atmospheric restaurants. White panels, by contrast, are more appropriate for use in brightly lit spaces such as offices. (Available for Single split and VRF indoor units)

Simultaneous multi-split

For Shops

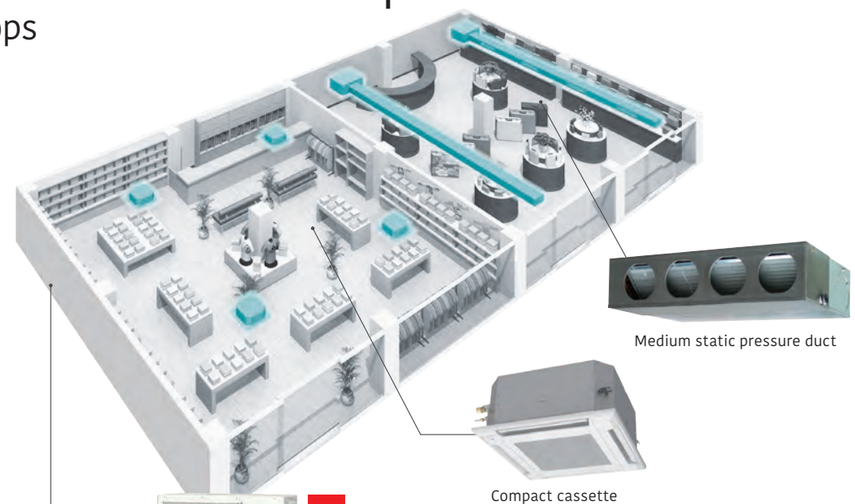

Medium static pressure duct

Compact cassette

Slim duct

NEW

Twin
36 class
(Single phase)

Twin/Triple
45/54 class
(Single phase)

Twin/Triple/Double Twin
72/90 class
(3-phase)

Various Indoor Unit Lineup

You can choose from 3 types of indoor units to suit the atmosphere and layout of your shop.

Small, Lightweight Outdoor Unit

Models equipped with the R32 refrigerant Compared to current models, the outdoor unit is more compact and easier to install. (45/54 models)
Compact cassette Series for grid ceiling were added to the lineup of indoor units to improve ease of installation.

45/54 models

Image

Small Offices

For Light Commercial Use

General offers a perfect total air conditioning system for small office buildings with multiple small rooms, taking into consideration energy savings, low noise, comfortable air volume, usage and purpose, and centralized control.

VRF J Series Compact Outdoor Units with Up to 18 HP

Suitable for the buildings with multiple small rooms.
Up to 42 indoor units* can be connected.

*Only J-IVL & J-VL series 18 HP model

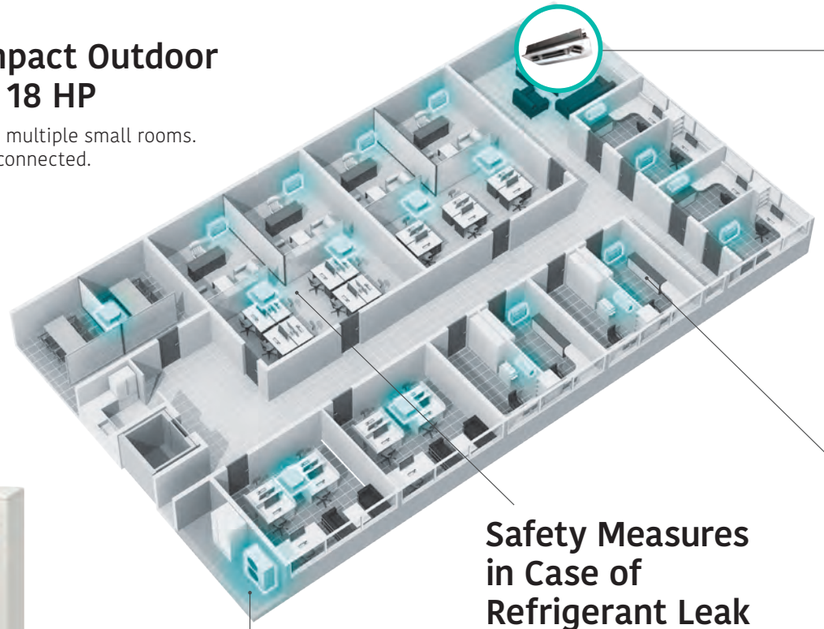

J-IV series

J-IVL series

J-IVL series
High-capacity model

NEW

J-VL series

J-VL series
High-capacity model



Compact Outdoor Unit with Low Noise Design

Takes up little space even when installed in a machine room or on the roof. Sufficient static pressure can be maintained even with louvers. Low-noise mode suffices even for nighttime operations at low noise levels.

Safety Measures in Case of Refrigerant Leak

The lineup of VRF indoor units equipped with built-in refrigerant leak detectors has been expanded.

*For details, please refer to V-011.

Breakthrough 3D Flow Cassette with Innovative Pursuit of Comfort

The left and right air outlet ports with a maximum rotation angle of 100° and the wide central air outlet port create a comfortable space with less uneven temperature.

3D flow cassette

Wide Lineup of Iindoor Units of Low-Capacity Class

Various low-capacity 1.1 kW indoor units are available for small rooms and spaces.

Wall-mounted type

Compact floor type

Compact cassette Series for grid ceiling

Central Remote Controller with Improved Operability

Controls the temperature of each room easily, and manages and sets the operation control for a week. Energy-saving management by setting upper and lower temperature limits and operating prohibitions.

Central remote controller UTY-DCGYZ4

Remote Management

Remote Monitoring / Remote Operation

Central remote controller can control your tenant's air conditioner anytime and anywhere.
When the central remote controller manages the indoor units of some tenants, air conditioning of each tenant can be managed separately online.

Increased the Number of Accounts

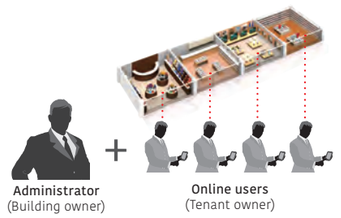

Compact wired remote controller

Compact size with a large screen for easy operation.
The stylish design harmonizes with the interior.

Hotels

For Light Commercial Use

General offers total air conditioning systems perfect for low-rise, small hotels that take into account energy savings, external appearance, safety, and ease of installation.

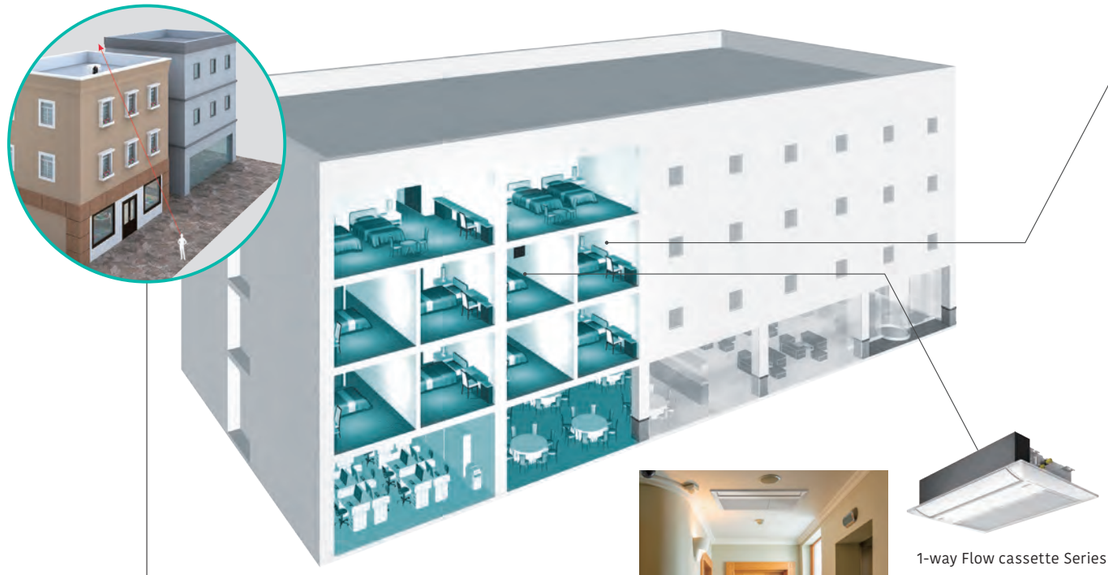

1-way Flow cassette Series

Compact chassis with low noise operation The low operating noise makes the model ideal for use in the corridor of a hotel.

Guest Room Air Conditioning with Superior Comfort, Energy Efficiency, and Ease of Installation

Space saving
Mini duct type with a height of 198 mm and a depth of 450 mm. Easily installed in a narrow ceiling space.

Mini duct

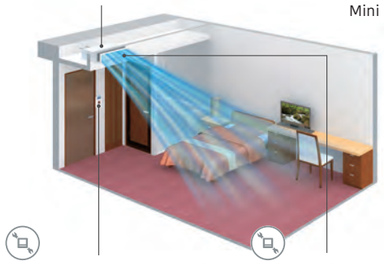

Card key switch available
Linked to a card key to prevent people from forgetting to turn off the air conditioner.



External connection switch

Comfortable airflow by switching the up/down airflow direction
The Auto Louver Grille Kit creates comfortable airflow by adjusting the air direction.

Auto Louver Grille Kit

Ventilation of each room can be achieved relatively inexpensively by combining an appropriate duct fan (locally procured) through a hole for Fresh air in the indoor unit. If the airflow required to ventilate the room is not sufficient, use ERV (Energy Recovery Ventilator).

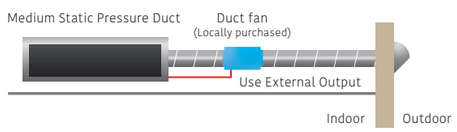

Centralized Control of Air Conditioning for Shared Spaces

Centralized control of air conditioning for shared spacesLobbies, hallways, and other common spaces are centrally controlled for air conditioning.Central Remote Controller can manage VRF products, but Split products can also be managed together via Network converter.

Central remote controller
UTY-DCGYZ4



*Some functions will not be available.

Wired remote controller (design type) with sophisticated design. The touch panel can be easily operated by swiping vertically and horizontally.

Wired remote controller (design type)
UTY-RVRY

Large Space Air Conditioning for the Reception Area and Lobby

Duct type Big duct Series suitable for large spaces with high ceilings

Select the Product Best Suited to the Characteristics of the Property.

	Split	VRF J-VS	VRF VR-IV
Project size	Small	Middle	Large
Individual Air conditioning	Great	Good	Great
Reduction of installation space	Fair	Great	Great
Landscape (hide outdoor unit)	Fair*	Great	Fair
Maintenance (individualized)	Great	Good	Fair

*Depends on pipe length constraints

Schools

For Light Commercial Use

General offers indoor units that allow multiple connections with a compact design that reduces the installation area and increases the flexibility for selecting installation locations, making them perfect for midsize educational institutions. One single outdoor unit is able to cover an entire school building.

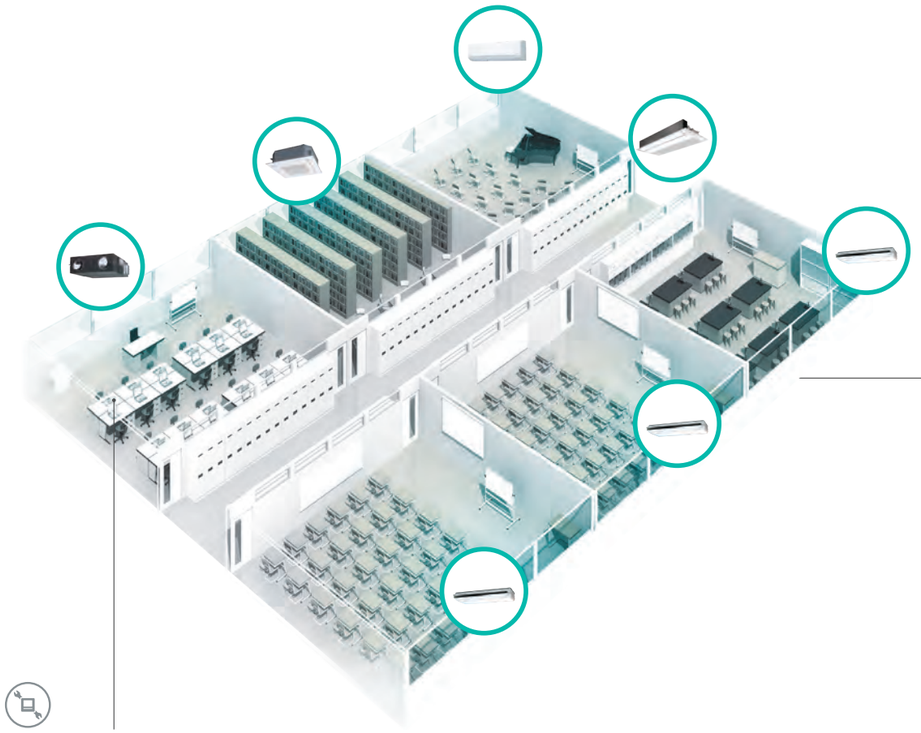

Centralized Control of Both Air Conditioning and Ventilation Equipment

Centralized control is also possible to stop the operation of not only air conditioners but also lighting and ventilation equipment. These features are useful for managing the energy efficiency of the entire building.

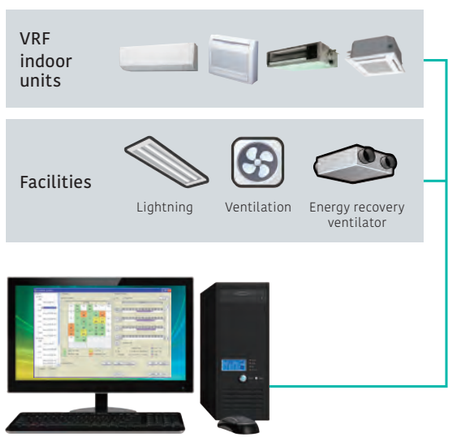

System controller Lite

1-way Flow cassette Series

Mini duct

Ceiling type

Wall-mounted type

Wide Variety of Indoor Units

Support complex applications for regular classrooms, special classrooms and auditoriums. Ventilators can also be added easily.



Energy Recovery Ventilator



Circular flow cassette Series

Comfortable Room Air Conditioning without Airflow Sensation

Circular flow cassette blows air in all directions at a uniform temperature.

Individual airflow direction control to prevent people from being exposed to airflow

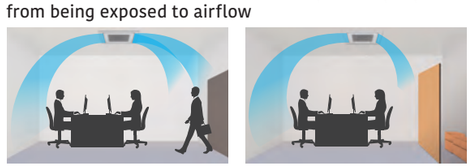

Energy-saving operation when unattended, in conjunction with a Occupancy sensor.

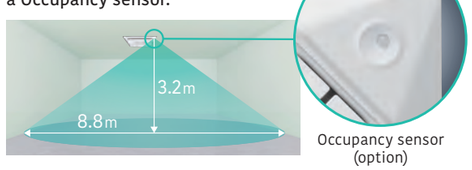

Occupancy sensor (option)

Large Buildings

For Commercial Use

General offers modular VRF systems that pursue high efficiency, comfort, design flexibility, ease of installation, and reliability for high-rise buildings.

Abundant Lineup Optimized for the Operating Environment

The VRF system meets a variety of needs, including energy-saving models and models with compatibility to outdoor temperatures of up to 52°C.

*The outdoor unit operating temperature for VR-IV and V-IV is 46°C.

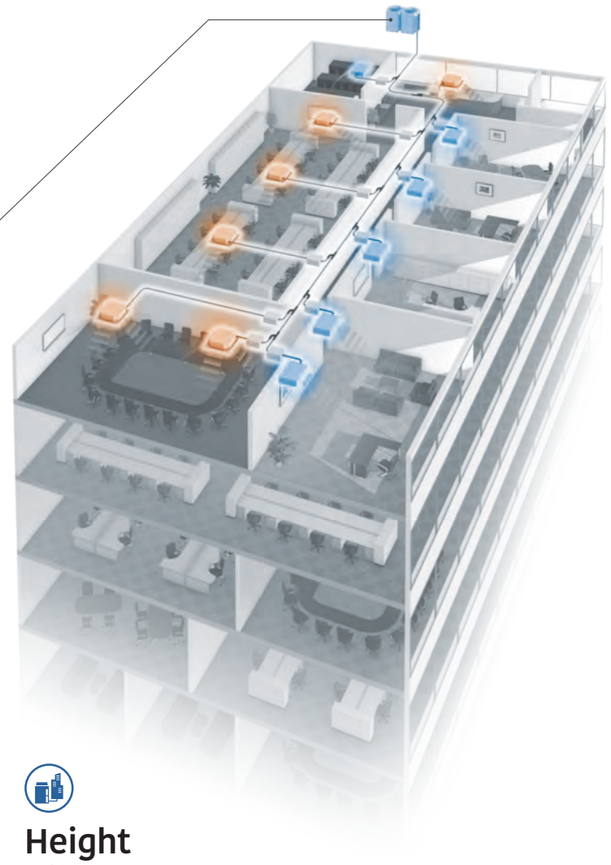

NEW VRF **VU-V**

The VU-V features an improved design that delivers high performance and efficiency, a wide operating range, enhanced installation flexibility, expanded system capacity, and improved comfort. Indoor units can be connected with a capacity ratio of up to 150%.

28 models with 8 to 44 HP

- Space saving combination: 19 models from 8 to 44 HP
- Energy efficient combination: 9 models from 16 to 38 HP

Smart, cutting-edge design Extensive lineup from 8 HP to 48 HP with the capacity ratio of indoor units connectable up to 150%.

VRF **VR-IV**

34 models with 8 to 48 HP

- Space saving combination: 21 models from 8 to 48 HP
- Energy efficient combination: 13 models from 16 to 44 HP

VRF **V-IV**

34 models from 8 to 48 HP

- Space saving combination: 21 models from 10 to 48 HP
- Energy efficient combination: 13 models from 16 to 46 HP

Height Difference Up to 110 m

The height difference between the outdoor unit and the indoor unit is normally 50 m for the V-IV and VU-V* series, but can be extended to 110 m by installing the Pressure Sensor Kit.

* Can only be connected to the V-IV and VU-V series. VU-V is only for use with heat pumps.

Pressure Sensor Kit

Centralized Control

Not only indoor units in the building, but also facilities such as ventilation can be controlled easily by anyone

System controller
(UTY-APGXZ1)

System controller Lite
(UTY-ALGXZ1 & UTY-PLGXX2)

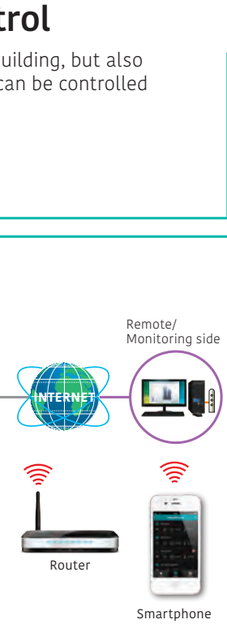



Linkage with Various BMS

Linking with MODBUS®, BACnet®, KNX® and other interfaces allows centralized control of equipment other than air conditioning.

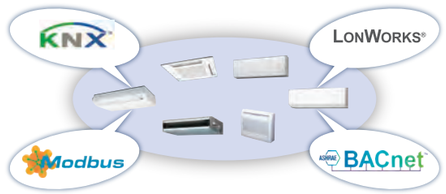

High System Flexibility

The industry-leading high static pressure, long pipe design, and connection capacity enable flexible installation on each floor and installation of various indoor units.

110* Pa

*: VU-V series (18/20/22HP)



Installation example

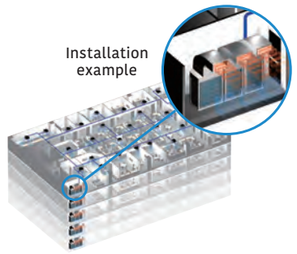

Prompt Service Support

Web monitoring tool and System controller remotely monitor the air conditioning of the entire building. Self-diagnosis in cooperation with the management company enables quick response in case of an emergency.

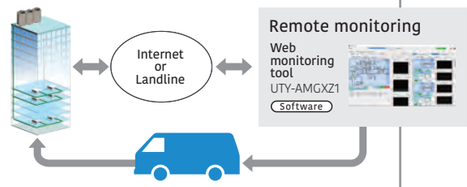

Residences

For Apartments & Houses

From the living room, where the whole family relaxes, to bedrooms, children's rooms and other small rooms, General has designed systems suited to spaces that reflect the rhythm of life.

A Variety of Indoor Units to Suit the Characteristics of Each Room

NEW KJ Series

For Living & Dining Room

Minimal Elegance Design

The clean lines and strong, elegant curves give it an elegant look. Its compact width allows it to be installed in narrow spaces such as above doors.

KM Series

For Large Room

Standard & Comfort model

The basic functions and powerful, comfortable airflow volume controls are optimal for large spaces.

KL Series GOOD DESIGN reddot winner 2025

KM Series GOOD DESIGN

For Primary Bedroom or Living Room

Award winning design, Quiet models

High performance, low noise with emphasis on design

High Performance with MINIMAL SMART Design

ECO Range, Compact size

Cooling operation is possible even at an outside temperature of 52°C, providing comfort even in a hot region.

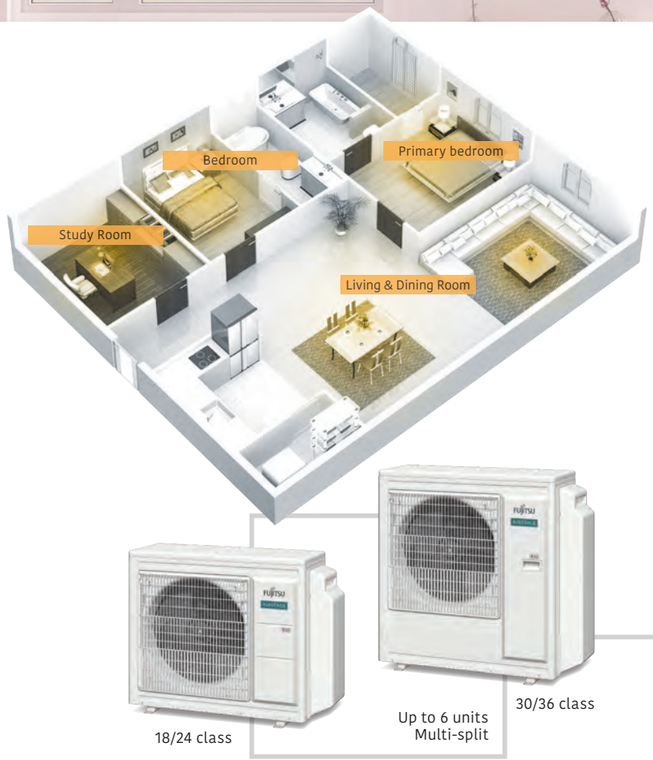

Outdoor Units Suitable for Residential Environments

R32 Multi-split type Released

Models are now available with environment-friendly R32 refrigerant. A number of products with improved external design have been added to the indoor unit lineup.

Operated by Smart Speaker

Simply talk to the smart speaker to operate the air conditioner and check its operating status while doing other things.

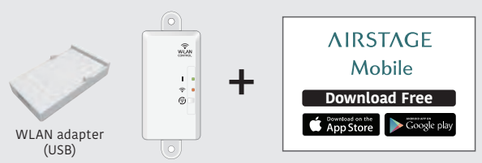

With the WLAN adapter and the AIRSTAGE Mobile app, you can control the heating and cooling of your home anytime, anywhere.

Residential

AIR TO WATER

W-002 AIR TO WATER Overview
W-004 Things We can Contribute to
W-006 Energy Efficiency Standards
W-008 AIR TO WATER Series Overview
W-010 AIR TO WATER Lineup
W-012 Monobloc Type
– Comfort series
W-022 Split Type
– Comfort series
– High Power series
– Super High Power series
W-038 Indoor Unit
– Type-A, Type-B
W-042 Optional Parts & Control Overview
W-044 Optional Parts List for Type-A
W-050 Control Overview
W-052 Optional Parts Overview
W-054 Optional Parts List for Type-B

AIR TO WATER

AIR TO WATER

Residential

AIR TO WATER Overview

Solutions That Meet a Variety of Needs

Water heated by Air to Water, which uses clean energy, can provide a steady supply of comfortable water throughout the home for heating and hot water applications.

2nd floor

Room heating

Bedroom & Bathroom

Domestic Hot Water

1st floor

Under floor heating

Living & Dining Kitchen

Air to water Heat Pump

Outdoor unit

The unit is used to extract heat from the environment, making use of renewable energy resources from the sun and the outside air.

Indoor unit control box*

If you want to update your system by reusing your existing pump and buffer tank, etc., you can do so by installing only the control box.

OR

Indoor unit Wall-mounted

Stands for preparation of heating water for under floor heating and radiators. It can optionally operate with domestic hot water tank.

OR

Indoor unit Domestic Hot Water integrated

Can be used with a variety of heating systems,including under floor heating and radiators. Space saving heating and DHW supply in a single indoor unit.

*The control box can only be selected for Monobloc outdoor unit.

Ecological Consideration in Your Home

Heat pump system framework

Heat is absorbed from the atmosphere by expanding the refrigerant.
Higher-temperature heat is generated by compressing the refrigerant, and the indoor unit transfers that heat to the water.

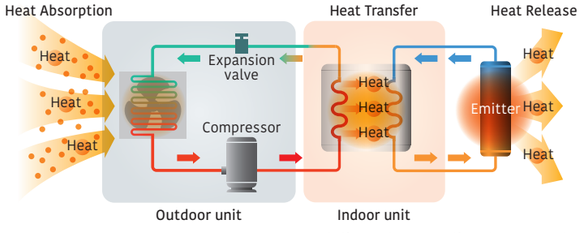

*Split products are listed as examples.

Things We can Contribute to

Our Goal

Decarbonisation

European Comission is committed to decarbonisation and has a national target of "**Net Zero**" carbon emissions by 2050.

We need to reduce carbon emissions with green technology products and increase carbon absorption by working to extend nature.

Carbon Emission
Reduce carbon emissions with green technology

+

Carbon Absorption
Increase carbon absorption with rich nature

=

Net Zero
Amount of carbon emission and absorption

General's ATW system will provide the best solutions that are friendly to the environment and people with products conscious of decarbonisation.

What is a heat pump?

A heat pump extracts heat energy from the atmosphere. It requires only 1 kW of electricity to generate 3 to 5 kW of thermal energy.

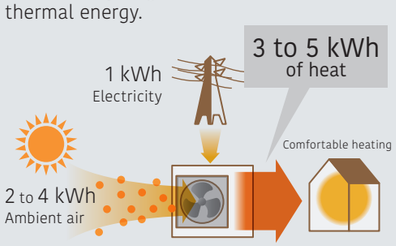

Primary energy usage reduced substantially

Proportion of primary energy converted into heating energy is 100%

Primary Energy Consumption*

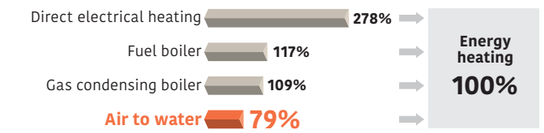

* The amount of electricity loss varies according to the power plant. Typical energy efficiency of a power plant: 36%

The Choice of Air to water

Optimized refrigerant cycle operation

Split Type

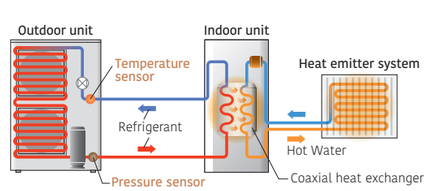

Monobloc Type

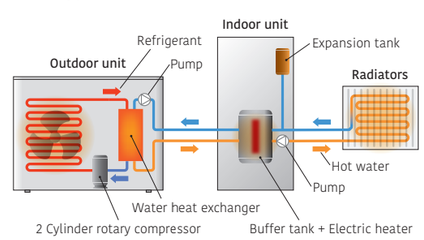

Energy Efficiency Standards

Product Labels

Space heaters

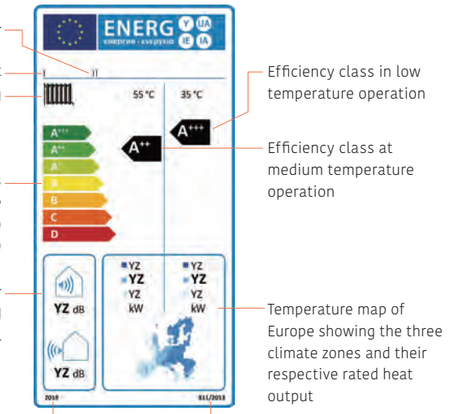

Combination heaters

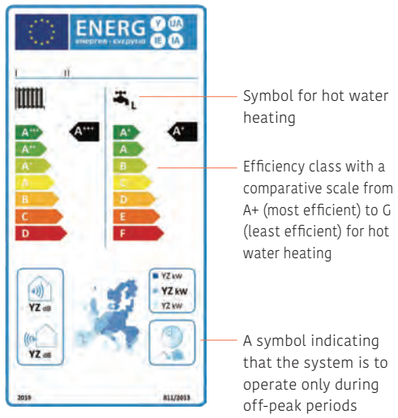

The Ecodesign Directive Lot 1 Regulation 813/2013

The Ecodesign directive defines a regulatory framework for improving the environmental performance of energy-related products (ErP) through design.
Since September 26, 2015, the Ecodesign Directive has applied to space heaters, including heat pumps and fossil fuel fired boilers, combination heaters for space and hot water heating, water heaters, and water storage tanks.
All of these products must meet minimum requirements for energy efficiency*1 and maximum sound power level. The minimum energy efficiency class were raised on September 26, 2017, and the maximum sound levels were lowered on September 26, 2018.

*1: Energy efficiency is expressed in terms of seasonal space heating efficiencies (ηs). The value is based upon the Seasonal Coefficient of Performance (SCOP).

The Energy Labelling Directive (EU) No. 811/2013

Energy label is intended to enable consumers to make direct comparisons of energy use and product features. All labels should indicate the product identifier, efficiency class, sound power level, and heat output. Heat generators are rated A+++ to G. There are two different product labels. One for space heaters and one for combination heaters.

Seasonal space heating
Energy efficiency class

	Except low temp. HP 55°C	Low temp. HP 35°C
A+++	ηs ≥ 150	ηs ≥ 175
A++	125 ≤ ηs < 150	150 ≤ ηs < 175
A+	98 ≤ ηs < 125	123 ≤ ηs < 150
A	90 ≤ ηs < 98	115 ≤ ηs < 123
B	82 ≤ ηs < 90	107 ≤ ηs < 115
C	75 ≤ ηs < 82	100 ≤ ηs < 107
D	36 ≤ ηs < 75	61 ≤ ηs < 100
E	34 ≤ ηs < 36	59 ≤ ηs < 61
F	30 ≤ ηs < 34	55 ≤ ηs < 59
G	ηs < 30	ηs < 55

Due to restrictions on the use of fossil fuels in Europe and the F-Gas regulations, the use of environmentally friendly heating equipment is required not only for new buildings but also for renovated properties. Let's consider installing high energy efficiency products that will be essential for future living environments.

Heating Equipment

A+++

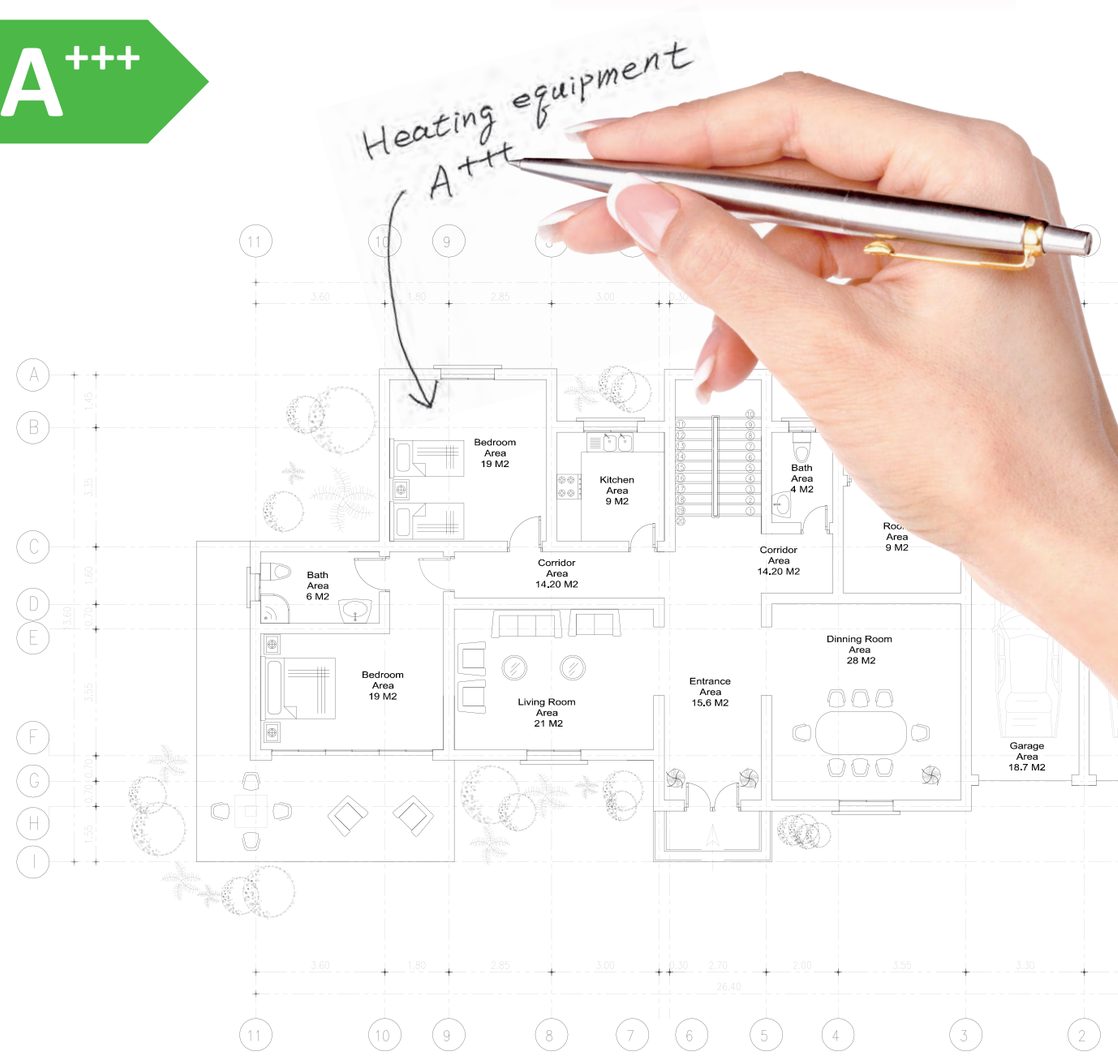

AIR TO WATER Series
Overview

ATW Product Simplified Selection Method

Please select a product based on the amount of heat required to maintain a comfortable temperature in the house, just as with air conditioners. For example, the Split comfort series with a low Capacity Range is recommended for newly built houses, as they tend to have high thermal insulation performance.



RESIDENTIAL

Monobloc type

Series	System Outline	Refrigerant	Recommended Buildings for Installation
Comfort series  Control box Wall mounted DHW integrated 5 kW 8/10 kW	**Indoor unit** Control box consists of the hot water circuit controller and the user interface. It is not connected to the water pipe. **Outdoor unit** • Supplies 60°C hot water even when the outdoor temperature is -5°C. • Supplies 55°C hot water even when the outdoor temperature is -10°C. • Can be used with a variety of heating systems, including under floor heating and radiators.* • Heating and DHW supply in one system.* • Up to Three independent control circuits.* • Operating range is -20 to 35°C in heating. • Cooling operation is possible	REFRIGERANT R32	

* Please refer to page W-042 to W-045 for optional parts information.

RESIDENTIAL

Split type

Series	System Outline	Refrigerant	Recommended Buildings for Installation
Comfort series Wall mounted DHW integrated 5/6 kW 8 kW 10 kW	• Supplies 55°C hot water even when the outdoor temperature is -10°C. • Heating and DHW supply in one system.* • Equipped with additional electric heater for backup • Up to two independent control circuits.* • Cooling operation is possible.* • Operating range is -20 to 35°C. • Can be used with a variety of heating systems, including under floor heating and radiators.*	REFRIGERANT R32	
NEW High power series Wall mounted DHW integrated 10/12/14 kW	• Supplies 60°C hot water even when the outdoor temperature is -15°C. • Can be used with a variety of heating systems, including under floor heating and radiators.* • Heating and DHW supply in one system.* • Up to Two independent control circuits.* • Operating range is -25 to 35°C.	REFRIGERANT R32	
High power series Wall mounted DHW integrated 11/14 kW 11/14/16 kW	• Supplies 60°C hot water even when the outdoor temperature is -20°C. • Can be used with a variety of heating systems, including under floor heating and radiators.* • Heating and DHW supply in one system.* • Up to two independent control circuits.* • Cascade connection is possible for up to three systems.* • Cooling operation is possible.* • Operating range is -25 to 35°C.	REFRIGERANT R410A	
Super high power series Wall mounted DHW integrated 16 kW	• Supplies 60°C hot water even when the outdoor temperature is -20°C. • Can be used with a variety of heating systems, including under floor heating and radiators.* • Heating and DHW supply in one system.* • Equipped with additional electric heater for backup • Up to two independent control circuits.* • Cooling operation is possible.* • Operating range is -25 to 35°C.	REFRIGERANT R410A	

* Please refer to page W-050 to W-055 for optional parts information. For options for the R32 High Power Series, refer to W-042 through W-045.

AIR TO WATER Lineup

Type	Series	Refrigerant	Model	Power Source	Capacity 5kw	6kw	8kw	10kw	11kw	14kw	15kw	16kw	17kw	Approval CEN KEYMARK	EHPA
Monobloc type	Comfort series Control box type	R32 Heating & Cooling		Single phase, ~230 V, 50 Hz	UTW-SCBEC WPEG050KRF		UTW-SCBEC WPEG080KRF	UTW-SCBEC WPEG100KRF							
	Comfort series Wall-mounted type	R32 Heating & Cooling		Single phase, ~230 V, 50 Hz	WSEP100KR3 WPEG050KRF		WSEP100KR3 WPEG080KRF	WSEP100KR3 WPEG100KRF							
	Comfort series DHW Integrated type	R32 Heating & Cooling		Single phase, ~230 V, 50 Hz	WGEP100KR3-19 WPEG050KRF		WGEP100KR3-19 WPEG080KRF	WGEP100KR3-19 WPEG100KRF							

*Cooling is available by using the option

SG ready Label

SG ready is a label issued to heat pumps and their control technologies that meet the requirements set by BWP*4, and technologies that conform to their standards can be integrated into a smart grid. SG ready labeled heat pumps receive signals from the power grid and PV systems with regard to energy and renewable energy sources such as wind, solar, and water. All of General's heat pump series are SG ready compatible.

*4: BWP: Bundesverband Wärmepumpe e. V (Federal German Heat Pump Association)

The CEN Heat Pump KEYMARK

The Heat Pump KEYMARK is a full certificate supporting the quality of heat pumps in the European market.
The Heat Pump KEYMARK is a voluntary, independent, European certification mark (ISO Type 5 Certification) for all heat pumps, combination heat pumps, and hot water heaters (as covered by Ecodesign, EU Regulation 813/2013 and 814/2013). General's Air to Water*5 has acquired the KEYMARK certificate*6.

*5: R32 refrigerant comfort model only
*6: Learn more about the validity of the mark at www.heatpumpkeymark.com/about/

AIR TO WATER Lineup

Type	Series	Refrigerant	Model	Power Source	Capacity 5kw	6kw	8kw	10kw	11kw	12kw	14kw	15kw	16kw	17kw	Approval CEN KEYMARK	EHPA
Split type	Comfort series Wall-mounted type	R32 Heating*		Single phase, ~230 V, 50 Hz	WSYA050ML3 WOYA060KLT	WSYA080ML3 WOYA060KLT	WSYA080ML3 WOYA080KLT	WSYA100ML3 WOYA100KLT							✓	
	Comfort series DHW Integrated type	R32 Heating*		Single phase, ~230 V, 50 Hz	WGYA050ML3 WOYA060KLT	WGYA080ML3 WOYA060KLT	WGYA080ML3 WOYA080KLT	WGYA100ML3 WOYA100KLT							✓	
	High Power series Wall-mounted type	R32 Heating	NEW	Single phase, ~230 V, 50 Hz				WSEG140MQ6 WOYG100MQL		WSEG140MQ6 WOYG121MQL	WSEG140MQ6 WOYG140MQL				✓	
		R32 Heating	NEW	3-phase, ~400 V, 50 Hz						WSEK140MQ9 WOYK121MQL	WSEK140MQ9 WOYK140MQL				✓	
		R410A Heating*		Single phase, ~230 V, 50 Hz					WSYG140DG6 WOYG112LHT		WSYG140DG6 WOYG140LCTA				✓	
		R410A Heating*		3-phase, ~400 V, 50 Hz					WSYK160DG9 WOYK112LCTA		WSYK160DG9 WOYK140LCTA		WSYK160DG9 WOYK160LCTA		✓	✓
	High Power series DHW Integrated type	R32 Heating	NEW	Single phase, ~230 V, 50 Hz				WGEG140MQ6-19 WOYG100MQL		WGEG140MQ6-19 WOYG121MQL	WGEG140MQ6-19 WOYG140MQL				✓	
		R32 Heating	NEW	3-phase, ~400 V, 50 Hz						WGEK140MQ9-19 WOYK121MQL	WGEK140MQ9-19 WOYK140MQL				✓	
		R410A Heating*		Single phase, ~230 V, 50 Hz					WGYG140DG6 WOYG112LHT		WGYG140DG6 WOYG140LCTA				✓	
		R410A Heating*		3-phase, ~400 V, 50 Hz					WGYK160DG9 WOYK112LCTA		WGYK160DG9 WOYK140LCTA		WGYK160DG9 WOYK160LCTA		✓	✓
	Super High Power series Wall-mounted type	R410A Heating*		Single phase, ~230 V, 50 Hz									WSYG160DJ6 WOYG160LJL		✓	
		R410A Heating*		3-phase, ~400 V, 50 Hz								WSYK170DJ9 WOYK150LJL		WSYK170DJ9 WOYK170LJL	✓	
	Super High Power series DHW Integrated type	R410A Heating*		Single phase, ~230 V, 50 Hz									WGYG160DJ6 WOYG160LJL		✓	
		R410A Heating*		3-phase, ~400 V, 50 Hz								WGYK170DJ9 WOYK150LJL		WGYK170DJ9 WOYK170LJL	✓	

*Cooling is available by using the option

EHPA Quality Label

General's Air to Water*2 has acquired the EHPA Quality Label*3 through testing in accordance with the International Standards EN14511 and EN17025. The EHPA Quality Label*3 is a label that shows the end-consumer a quality heat pump unit on the market.

*2: 3-phase high power series only
*3: Learn more about the validity of the mark at www.ehpa.org/quality/quality-label/

SG ready Label

SG ready is a label issued to heat pumps and their control technologies that meet the requirements set by BWP*4, and technologies that conform to their standards can be integrated into a smart grid. SG ready labeled heat pumps receive signals from the power grid and PV systems with regard to energy and renewable energy sources such as wind, solar, and water. All of General's heat pump series are SG ready compatible.

*4: BWP: Bundesverband Wärmepumpe e. V (Federal German Heat Pump Association)

The CEN Heat Pump KEYMARK

The Heat Pump KEYMARK is a full certificate supporting the quality of heat pumps in the European market.
The Heat Pump KEYMARK is a voluntary, independent, European certification mark (ISO Type 5 Certification) for all heat pumps, combination heat pumps, and hot water heaters (as covered by Ecodesign, EU Regulation 813/2013 and 814/2013). General's Air to Water*5 has acquired the KEYMARK certificate*6.

*5: R32 refrigerant comfort model only
*6: Learn more about the validity of the mark at www.heatpumpkeymark.com/about/

REFRIGERANT R32

Monobloc Type

Comfort series

System configuration example

No refrigerant pipe is required as outdoor unit and indoor unit (or tank) are connected by water pipe

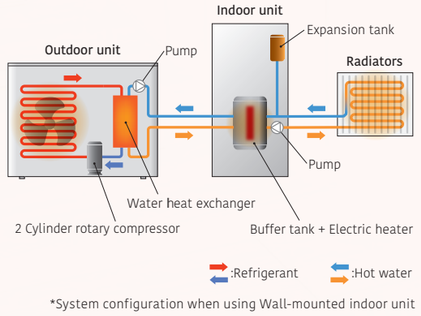

*System configuration when using Wall-mounted indoor unit

Monobloc type with fewer pipe works and easy installation. It provides a wide variety of solutions to meet the usage environment.

Aesthetic and Compact Design

By changing from the conventional two-fan system to a large-diameter single-fan system, we have been able to keep the height down. Because it is lower than a house window, you won't have any trouble finding a place to install the outdoor unit.

Official YouTube Channel

High Energy Efficiency

Energy Efficiency Class

*Temperature application: Heating temp. 35°C

Plate heat exchanger with high heat exchange performance improves energy-related product performance, achieving high energy efficiency.
All classes achieved top rank A+++* energy efficiency class.

Seasonal space heating energy efficiency (η_s)

Conditions: Outdoor Temp. 7°C Heating Temp. 35°C



* Value when the control box is connected

Compact & High efficiency Plate heat exchanger

Transmitting the heat of the Refrigerant to the Water.

5 kW class

Invertor Technology

Invertor-equipped models operate at a capacity suited to the heat load. Because they can respond to heat loads in details inverter-equipped models are more economical and comfortable than non-inverter models.
Compared to a non-inverter, it reaches the set temperature more quickly, operates at the minimum capacity and responds to slight changes in water temperature. The range of water temperature fluctuation is small, and a comfortable temperature is maintained.

Inverter technology controls temperatures precisely.

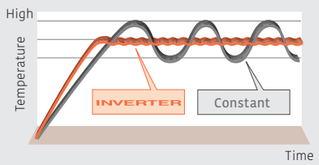

Technology to Achieve High Efficiency

High-precision parts

The precision machining of parts has improved the degree of adhesion between parts. Refrigerant leakage from gaps has been reduced, leading to improved compression efficiency and high-efficiency operation. In addition, the contact surfaces between parts have been smoothed and the amount of wear has been reduced, resulting in stable performance over a long period of time.



2 Cylinder rotary compressor

High-magnetic flux motor

Copper and iron losses are thoroughly suppressed to realize high magnetic flux of the motor. The high magnetic flux produces stronger torque than ever before. Thanks to this, operation with less current is possible, bringing out high-efficiency operation.

Smooth gas flow

The arrangement of parts that do not obstruct refrigerant flow in the compressor leads to highly efficient operation. Broad interpretation of the optimization of refrigerant flow paths has resulted in about 13 patents.

Larger fan

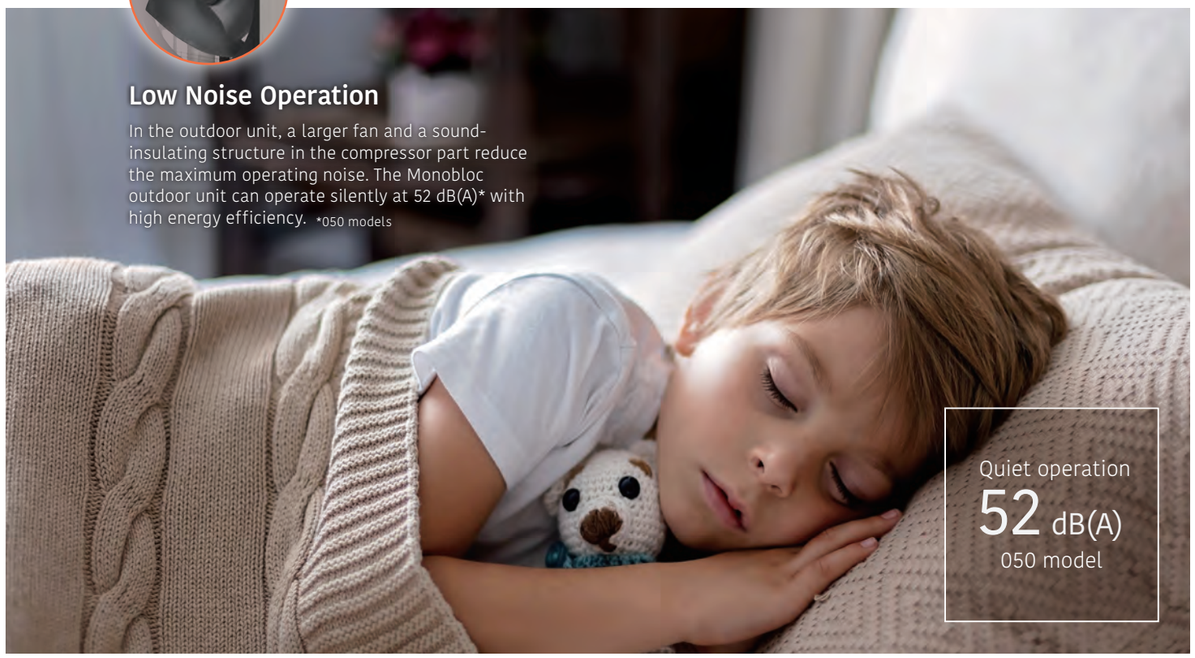

Durability and Reliability

We take care to ensure that our products can be used by our customers for a long time.
We have taken measures to reduce damage to our products even in the event of problems with the installation environment or during operation.

8 & 10 kW classes



Pressure Switch

The pressure switch equipped on the refrigerant cycle protects the system from malfunction that may caused by abnormal refrigerant pressure.

Silicon Coating of PCBs

The silicon coating protects the PCBs and their components from damage caused by small animals living in the electrical box and salt.

Technology to Increase Durability

Optimized shaft design

- The stress on specific parts is reduced, reducing the risk of wear and damage
- Vibration during rotation is reduced, reducing wear and fatigue damage, and ultimately improving durability

DLC coating vane

- It has a very high hardness and low wear coefficient, and shows excellent resistance to wear
- It is chemically stable and has excellent resistance to various working fluids and environmental conditions, so it protects the vanes from corrosion and chemical degradation, contributing to a longer lifespan



2 Cylinder rotary compressor

Optimal lubricant

- Prevents friction and heating of parts, improving durability
- Contains rust-proofing and antioxidant agents, protecting metal parts from corrosion and preventing breakdowns and performance degradation
- Reduces impact between parts, suppresses vibration, and prevents excessive stress on parts, improving durability

*The values in the pictures are examples.

Service Monitor Tool

UTY-ASSXZ1

Bluetooth Communication

AIRSTAGE Service Monitor Tool can diagnose using a smart device and reduce the working time compared with diagnosis by PC. No need to connect a PC making diagnosis easier even in narrow spaces.

Application with simple design

Application for smart devices has been released. The stylish design makes the application easy to use for everyone.

Refrigerant cycle diagram display

The operating status can be displayed with a simple, clear diagram*2 on the smart device. It reduces the time for diagnosis and makes diagnosis easier. It can complement abundant experience and advanced knowledge of refrigerant cycle. This shortens the training time for service personnel.

*2: List and graph displays are also available

AIRSTAGE
Service Monitor Tool

Compact and Lightweight Design

This model is easy to carry by compact and lightweight design.
The service personnel can visit the maintenance site with small luggage.

Function List

			UTY-ASSXZ1
Product specification	Installation		Outdoor unit PCB
	Communication		Bluetooth
Function	Product distinction		●
	Signal-type distinction		●
	Operating status display	List	●
		Graph	●
		Refrigerant cycle diagram	●
		Operating history records	●
	Adapter firmware update		●
	Adapter status monitoring		●
	Input and output of history data		●

Specifications

	UTY-ASSXZ1
Dimensions (H x W x D) (mm)	20 x 35 x 60 (adapter)
Communication cable (cm)	60
Weight (g)	25 (adapter)
Communication method	Bluetooth 5.3
Max. communication distance (m)	10*3
Compatible device	Android8.0, iOS17 or later

*3: Depends on the environment

Serviceability and Maintainability

Easy Pipe Work

No refrigerant pipe work is required as the outdoor unit is an integrated unit, The hot water unit comes standard with the outdoor unit. Installation requires only hydraulic connection work, making installation easy.



Easy Installation

Wire connections can be made simply by removing the side panel, so installation work can be easily carried out from a single direction. The compact, lightweight panel is easy to remove.

Improved Workability

- The indoor unit is equipped with a buffer tank, DHW connection 3-way valve*, as well as an expansion tank and backup heater
- This improves system reliability and ease of installation

*Wall-mounted only

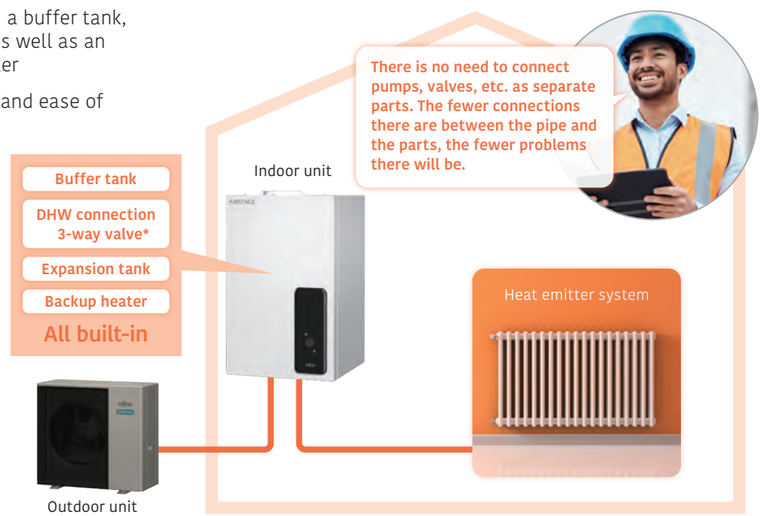

Useful Features

Features	Explanation
Quick recovery from defrosting	Maintains room temperature by boost start operation during defrosting
Auto changeover	When auto mode is selected, the system automatically switches between cooling and heating modes depending on the outside temperature.
2-zone independent control	2-zone independent control
Backup heater operation	Backup heater maintains a comfortable room temperature even when the outside temperature is low. It is intelligently controlled as a safety backup for very cold days and nights, and only operates when really needed.
Peak cut function	Sets the peak current value to reduce power consumption. Mode 1 -> 100% Mode 2 -> 75% Mode 3 -> 50% Mode 4 -> Almost 0%
Anti-Freezing function	When the outside temperature drops below a specified level, the compressor will self-activate and water will also be automatically circulated to prevent freezing.
Anti-Legionella function	Prevents the growth of Legionella bacteria in the DHW tank to supply safe and clean hot water at all times.
Emergency operation	If an outdoor unit fails to operate, a built-in backup heater or an external boiler is activated to supply an uninterrupted supply of hot water to the house.

Monobloc type
Comfort series (Control box type)

Indoor unit:
UTW-SCBEC

Outdoor unit:
WPEG050KRF / WPEG080KRF
WPEG100KRF

Control box
Single phase

Outdoor unit
Single phase
5 kW

Outdoor unit
Single phase
8/10 kW

Specifications

Model Name	Indoor unit			Control box					
	Outdoor unit			UTW-SCBEC		UTW-SCBEC		UTW-SCBEC	
				WPEG050KRF		WPEG080KRF		WPEG100KRF	
Capacity Range				5		8		10	
7°C/35°C floor heating *1	Heating capacity (Max.)		kW	5.00 (8.31)		8.00 (13.28)		10.00 (15.20)	
	Input power (Max.)			0.97 (1.97)		1.54 (2.96)		2.05 (3.53)	
	COP (Max.)			5.15 (4.22)		5.19 (4.48)		4.88 (4.30)	
7°C/55°C radiator *1	Heating capacity (Max.)		kW	5.00 (7.21)		8.00 (10.60)		10.00 (11.56)	
	Input power (Max.)			1.64 (2.44)		2.62 (3.51)		3.36 (3.94)	
	COP (Max.)			3.04 (2.95)		3.05 (3.02)		2.98 (2.93)	
-7°C/55°C radiator *1	Heating capacity (Max.)		kW	4.80 (5.36)		7.50 (8.15)		8.50 (9.00)	
	Input power (Max.)			2.25 (2.57)		3.50 (3.94)		3.97 (3.94)	
	COP (Max.)			2.13 (2.09)		2.14 (2.07)		2.14 (2.93)	
35°C/18°C cooling mode *1	Cooling capacity (Max.)		kW	5.45 (6.55)		7.79 (10.87)		9.40 (10.87)	
	Input power (Max.)			1.25 (1.82)		1.69 (3.22)		2.40 (3.22)	
	EER (Max.)			4.35 (3.60)		4.62 (3.37)		3.91 (3.37)	
Space heating characteristics*2									
Temperature application			°C	55	35	55	35	55	35
Energy efficiency class				A++	A+++	A++	A+++	A++	A+++
Rated heat output (P_{rated})			kW	6	6	9	9	10	10
Seasonal space heating energy efficiency (η_s)			%	143	200	144	205	146	206
Annual energy consumption			kWh	3,110	2,364	4,880	3,571	5,480	4,018
Sound power level*3	Outdoor unit		dB(A)	52	52	56	56	57	57
Indoor unit specifications									
Power source				Single phase, 230 V, 50 Hz					
Dimensions H × W × D			mm	483 × 370 × 222		483 × 370 × 222		483 × 370 × 222	
Weight (Net)			kg	10		10		10	
Outdoor unit specifications									
Power source				Single phase, 230 V, 50 Hz					
Current	Max.		A	14.6		19.1		20.6	
Water flow temperature range	Max.		°C	60		60		60	
Dimensions H × W × D			mm	798 × 1,080 × 480		1,008 × 1,080 × 480		1,008 × 1,080 × 480	
Weight (Net)			kg	85		109		109	
Refrigerant	Type (Global Warming Potential)			R32 (675)		R32 (675)		R32 (675)	
	Charge		kg	0.88		1.47		1.47	
Connection pipe Diameter	Water		mm	Ø25.4		Ø25.4		Ø25.4	
Operating range	Heating		°C	-20 to 35		-20 to 35		-20 to 35	

*1: Heating capacity, input power, and COP are measured using the EN14511 standard. Actual usage environments, such as the operating modes of the heating equipment, room temperature, and controller settings, may cause differences in values between those listed in the catalog and the actual performance characteristics.
*2: Information about ErP can be downloaded from our website at www.generalww.com/global/support/downloads/search/
*3: The sound power level values are based on EN12102 standard measurements under EN14825 standard conditions.

Monobloc type
Comfort series (Wall-mounted type / DHW Integrated type)

Indoor unit:
WSEP100KR3
WGEP100KR3-19

Outdoor unit:
WPEG050KRF / WPEG080KRF
WPEG100KRF

Wall Mounted
Single phase

DHW Integrated
Single phase

Outdoor unit
Single phase
5kW

Outdoor unit
Single phase
8/10 kW

Specifications

Model Name	Indoor unit			Wall Mounted			DHW Integrated		
	Outdoor unit			WSEP100KR3	WSEP100KR3	WSEP100KR3	WGEP100KR3-19	WGEP100KR3-19	WGEP100KR3-19
				WPEG050KRF	WPEG080KRF	WPEG100KRF	WPEG050KRF	WPEG080KRF	WPEG100KRF
Capacity Range				5	8	10	5	8	10
7°C/35°C floor heating*1	Heating capacity (Max.)		kW	5.00 (8.10)	8.00 (13.07)	10.00 (14.99)	5.00 (8.10)	8.00 (13.07)	10.00 (14.99)
	Input power (Max.)			1.00 (2.00)	1.57 (3.08)	2.13 (3.64)	1.00 (2.00)	1.57 (3.08)	2.13 (3.64)
	COP (Max.)			4.99 (4.05)	5.08 (4.24)	4.70 (4.11)	4.99 (4.05)	5.08 (4.24)	4.70 (4.11)
7°C/55°C radiator*1	Heating capacity (Max.)		kW	5.00 (6.86)	8.00 (10.24)	10.00 (11.20)	5.00 (6.86)	8.00 (10.24)	10.00 (11.20)
	Input power (Max.)			1.72 (2.47)	2.62 (3.55)	3.40 (3.99)	1.72 (2.47)	2.62 (3.55)	3.40 (3.99)
	COP (Max.)			2.91 (2.77)	3.05 (2.89)	2.94 (2.81)	2.91 (2.77)	3.05 (2.89)	2.94 (2.81)
-7°C/55°C radiator*1	Heating capacity (Max.)		kW	4.80 (4.90)	7.50 (7.69)	8.50 (8.54)	4.80 (4.90)	7.50 (7.69)	8.50 (8.54)
	Input power (Max.)			2.51 (2.62)	3.62 (3.99)	4.11 (4.35)	2.51 (2.62)	3.62 (3.99)	4.11 (4.35)
	COP (Max.)			1.91 (1.87)	2.07 (1.93)	2.07 (1.96)	1.91 (1.87)	2.07 (1.93)	2.07 (1.96)
35°C/18°C cooling mode*1	Cooling capacity (Max.)		kW	5.35 (6.42)	7.69 (10.75)	9.30 (10.75)	5.35 (6.42)	7.69 (10.75)	9.30 (10.75)
	Input power (Max.)			1.26 (1.85)	1.72 (3.32)	2.47 (3.32)	1.26 (1.85)	1.72 (3.32)	2.47 (3.32)
	EER (Max.)			4.23 (3.48)	4.47 (3.24)	3.77 (3.24)	4.23 (3.48)	4.47 (3.24)	3.77 (3.24)
Space heating characteristics*2									
Temperature application			°C	55 35	55 35	55 35	55 35	55 35	55 35
Energy efficiency class				A++ A+++	A++ A+++	A++ A+++	A++ A+++	A++ A+++	A++ A+++
Rated heat output (P_{rated})			kW	6 6	9 9	10 10	6 6	9 9	10 10
Seasonal space heating energy efficiency (η_s)			%	133 189	139 195	141 195	133 189	139 195	141 195
Annual energy consumption			kWh	3,355 2,503	5,078 3,764	5,685 4,269	3,355 2,503	5,078 3,764	5,685 4,269
Sound power level*3	Outdoor unit		dB(A)	52 52	56 56	57 57	52 52	56 56	57 57
Indoor unit specifications									
Power source				Single phase, 230 V, 50 Hz			Single phase, 230 V, 50 Hz		
Dimensions H × W × D			mm	737 × 448 × 469	737 × 448 × 469	737 × 448 × 469	1755 × 598 × 623	1755 × 598 × 623	1755 × 598 × 623
Weight (Net)			kg	34.0	34.0	34.0	130.0	130.0	130.0
Water circulation	Min./Max.		L/min	8.5	14.5	14.5	8.5	14.5	14.5
DHW tank volume			L	-	-	-	190	190	190
Buffer tank capacity			L	16	16	16	16	16	16
Expansion vessel capacity			L	12	12	12	12	12	12
Water flow tempreature range	Max.		°C	60	60	60	60	60	60
Water pipe connection diameter	Flow/Return		mm	Ø19.05/Ø19.05	Ø19.05/Ø19.05	Ø19.05/Ø19.05	Ø19.05/Ø19.05	Ø19.05/Ø19.05	Ø19.05/Ø19.05
Electrical heater capacity	Heating		kW	3.0	3.0	3.0	3.0	3.0	3.0
	DHW			-	-	-	1.2	1.2	1.2
Delclared load profile			-	-	-	-	L	L	L
Efficiency ηDHW			%	-	-	-	124	124	124
Heating up time				-	-	-	1h45min	1h35min	1h35min
COP(EN16147)			-	-	-	-	3.10	3.10	3.10
Outdoor unit specifications									
Power source				Single phase, 230 V, 50 Hz			Single phase, 230 V, 50 Hz		
Current	Max.		A	14.6	19.1	20.6	14.6	19.1	20.6
Water flow temperature range	Max.		°C	60	60	60	60	60	60
Dimensions H × W × D			mm	798 × 1,080 × 480	1,008 × 1,080 × 480	1,008 × 1,080 × 480	798 × 1,080 × 480	1,008 × 1,080 × 480	1,008 × 1,080 × 480
Weight (Net)			kg	85	109	109	85	109	109
Refrigerant	Type (Global Warming Potential)			R32 (675)	R32 (675)	R32 (675)	R32 (675)	R32 (675)	R32 (675)
	Charge		kg	0.88	1.47	1.47	0.88	1.47	1.47
Connection pipe Diameter	Water		mm	Ø25.4	Ø25.4	Ø25.4	Ø25.4	Ø25.4	Ø25.4
Operating range	Heating		°C	-20 to 35	-20 to 35	-20 to 35	-20 to 35	-20 to 35	-20 to 35

*1: Heating capacity, input power, and COP are measured using the EN14511 standard. Actual usage environments, such as the operating modes of the heating equipment, room temperature, and controller settings, may cause differences in values between those listed in the catalog and the actual performance characteristics.
*2: Information about ErP can be downloaded from our website at www.generalww.com/global/support/downloads/search/
*3: The sound power level values are based on EN12102 standard measurements under EN14825 standard conditions.

Dimensions
(Unit: mm)

Control box:
UTW-SCBEC

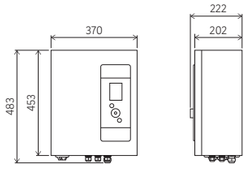

Wall Mounted:
WSEP100KR3

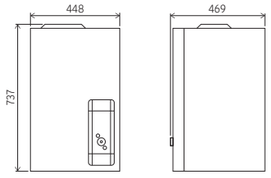

DHW Integrated:
WGEP100KR3-19

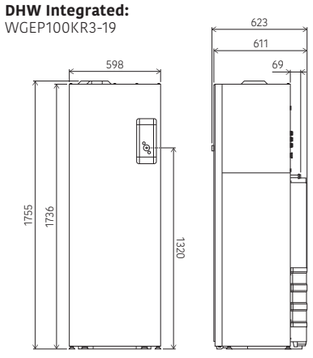

Outdoor unit:
WPEG050KRF

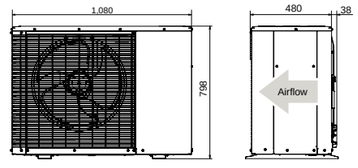

Front view
Side view (R)

WPEG080KRF/WPEG100KRF

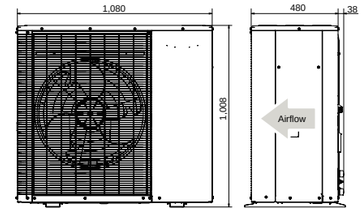

Front view
Side view (R)

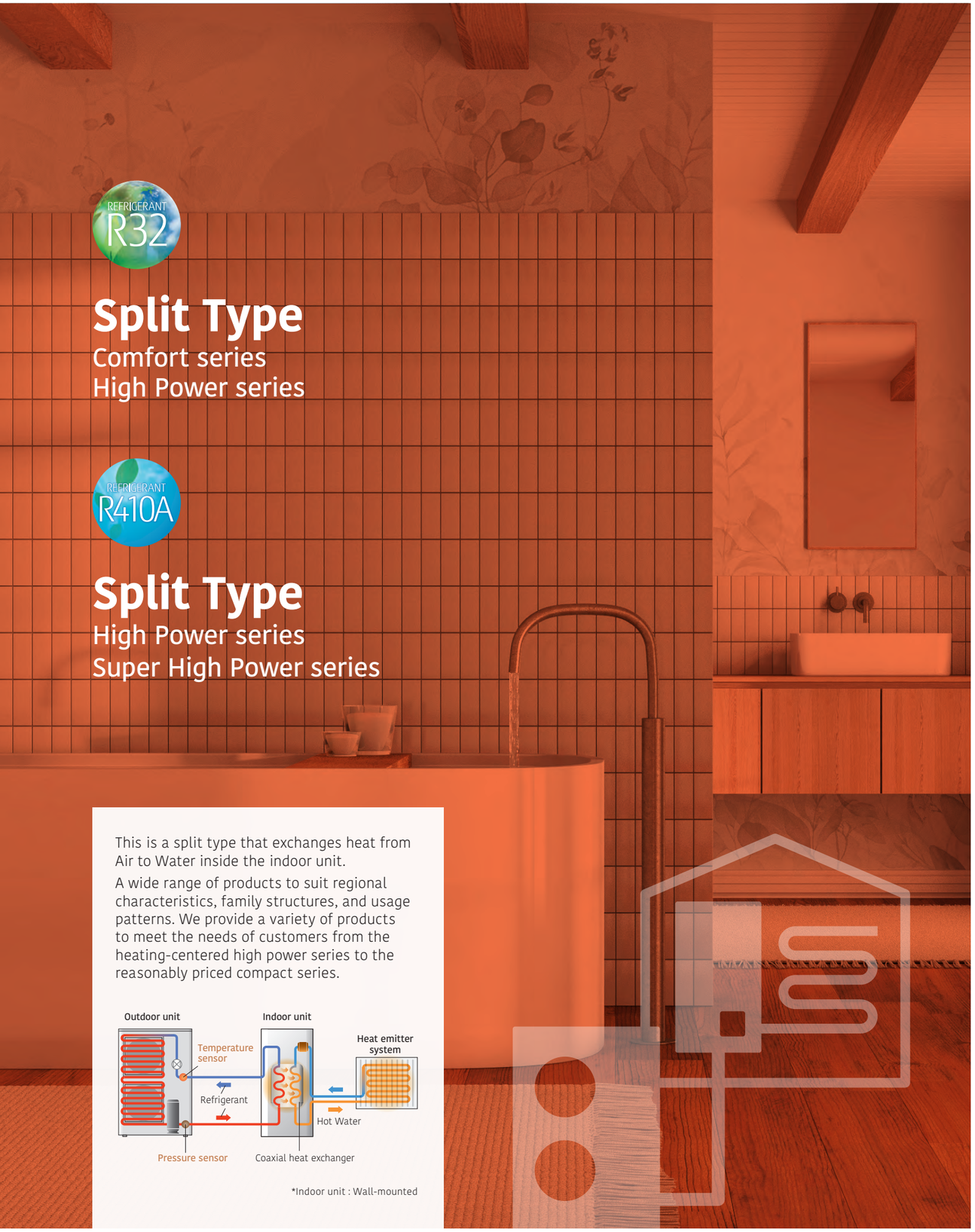

REFRIGERANT R32

Split Type

Comfort series
High Power series

REFRIGERANT R410A

Split Type

High Power series
Super High Power series

This is a split type that exchanges heat from Air to Water inside the indoor unit.

A wide range of products to suit regional characteristics, family structures, and usage patterns. We provide a variety of products to meet the needs of customers from the heating-centered high power series to the reasonably priced compact series.

*Indoor unit : Wall-mounted

High Water Flow Temperature

The temperature of water flow can be maintained at 60°C without using a backup heater, even when the outdoor temperature drops to -20°C*.

* The Super High Power Series and The R410A High Power Series only. The R32 High Power Series is rated for -15°C. The Comfort Series is rated for -10°C.

High Power series & Super High Power series

NEW High Power series

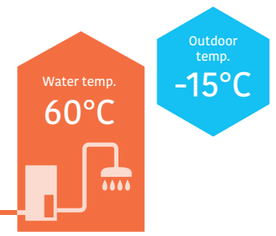

Comfort series

* If you want to raise the temperature of the water supply to above the maximum temperature, use a backup heater

High COP

Heat pumps of ATW Systems work more efficiently and consume less energy than conventional heating systems.



Seasonal space heating energy efficiency (η_s)

*Conditions: Outdoor Temp. 7°C, Heating Temp. 35°C

High Energy Efficiency

Outdoor Unit **Technology to Achieve high Efficiency**

High-magnetic flux motor

Copper and iron losses are thoroughly suppressed to realize high magnetic flux of the motor. The high magnetic flux produces stronger torque than ever before. Thanks to this, operation with less current is possible, bringing out high-efficiency operation.



Smooth gas flow

The arrangement of parts that do not obstruct refrigerant flow in the compressor leads to highly efficient operation. Broad interpretation of the optimization of refrigerant flow paths has resulted in about 13 patents.



2 Cylinder rotary compressor

High-precision parts

The precision machining of parts has improved the degree of adhesion between parts. Refrigerant leakage from gaps has been reduced, leading to improved compression efficiency and high-efficiency operation. In addition, the contact surfaces between parts have been smoothed and the amount of wear has been reduced, resulting in stable performance over a long period of time.

NEW High power series outdoor unit



Larger fan

Low Noise Operation

In the outdoor unit, a larger fan and a sound-insulating structure in the compressor part reduce the maximum operating noise. The Split type High power Series outdoor unit can operate silently at 56 dB(A)* with high energy efficiency. *10/12 kW models

Twin-Rotary Compressor with Linear Control Injection Port

The compressor achieves a high condensing temperature without overheating the discharge gas temperature due to the Linear control injection process used during compression.
This makes the condensing temperature higher than in a normal circuit. Higher water temperatures can be achieved by controlling the injection volume according to usage conditions.

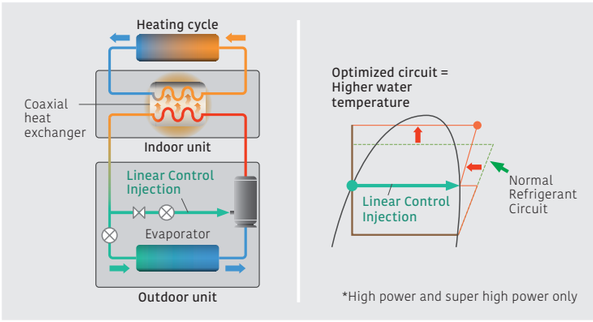

Super High power series outdoor unit

High power series outdoor unit

Comfort series outdoor unit



5/6 kW　8 kW　10 kW

DC Inverter

DC inverter provides smooth water temperature control.

DC Fan Motor

High-performance, high-efficiency small DC fan motor mounted

DC Twin-Rotary Compressor

High-efficiency DC twin-rotary compressor

Indoor Unit **Technology to Achieve high Efficiency**

Class A Pump

Energy-saving pump with the ability to adjust the flow rate and pressure to a constant level

Wall-mounted

DHW Integrated

High-durability coaxial heat exchanger

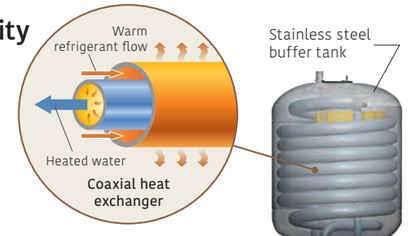

Stainless Steel Buffer Tank

Energy-saving performance has also been improved. The buffer tank has anti-corrosion protection thanks to stainless steel material.

Durability and Reliability

We take care to ensure that our products can be used by our customers for a long time.
We have taken measures to reduce damage to our products even in the event of problems with the installation environment or during operation.



Pressure Switch

The pressure switch equipped on the refrigerant cycle protects the system from malfunction that may caused by abnormal refrigerant pressure.

Silicon Coating of PCBs

The silicon coating protects the PCBs and their components from damage caused by small animals living in the electrical box and salt.

Technology to Increase Durability

Optimal bearings

Reduced stress on specific parts of the body reduces the risk of wear and tear.
Reduced vibration during rotation reduces wear and fatigue damage, resulting in increased durability.



2 Cylinder rotary compressor
NEW High power series

Coated vane

- Very high hardness and low coefficient of wear, providing excellent resistance to abrasion. Scientifically stable and highly resistant to a wide range of working fluids and environmental conditions, it protects vanes from corrosion and chemical degradation, contributing to longer service life.

Optimal lubricating oil

- Improves durability by preventing friction and heating of parts
- Contains rust inhibitors and antioxidants to protect metal parts from corrosion, which can cause failure and loss of performance.
- Reduces shock and vibration between parts, preventing overstressing of parts and increasing durability

Serviceability and Maintainability

Improved Workability

- The indoor unit is equipped with a buffer tank, DHW connection 3-way valve*, as well as an expansion tank and backup heater
- This improves system reliability and ease of installation

*Wall-mounted only



Useful Features

Features	Explanation
Quick recovery from defrosting	Maintains room temperature by boost start operation during defrosting
Auto changeover	When cooling mode is selected, the system automatically switches between cooling and heating modes depending on the outside temperature.
2-zone independent control	2-zone independent control
Backup heater operation	Backup heater maintains a comfortable room temperature even when the outside temperature is low. It is intelligently controlled as a safety backup for very cold days and nights, and only operates when really needed.
Peak cut function	Sets the peak current value to reduce power consumption. Mode 1 -> 100% Mode 2 -> 75% Mode 3 -> 50% Mode 4 -> Almost 0%
Anti-Freezing function	When the outside temperature drops below a specified level, the compressor will self-activate and water will also be automatically circulated to prevent freezing.
Anti-Legionella function	Prevents the growth of Legionella bacteria in the DHW tank to supply safe and clean hot water at all times.
Emergency operation	If an outdoor unit fails to operate, a built-in backup heater or an external boiler is activated to supply an uninterrupted supply of hot water to the house.

Smart Control

To meet the diverse needs of customers, we offer a variety of control options, such as individual control and remote control options.

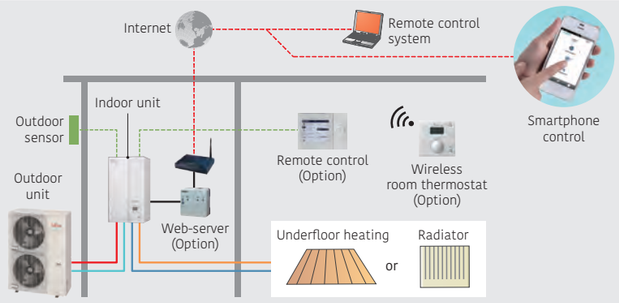

Split type
Comfort series (Wall-mounted type)

Indoor unit:
WSYA050ML3 / WSYA080ML3 / WSYA100ML3

Outdoor unit:
WOYA060KLT / WOYA080KLT / WOYA100KLT

Wall-mounted
Single phase

Outdoor unit
Single phase
5/6 kW

Outdoor unit
Single phase
8 kW

Outdoor unit
Single phase
10 kW

Specifications

Model Name	Indoor unit		WSYA050ML3		WSYA080ML3		WSYA080ML3		WSYA100ML3	
	Outdoor unit		WOYA060KLT		WOYA060KLT		WOYA080KLT		WOYA100KLT	
Capacity Range			5		6		8		10	
7°C/35°C floor heating *1	Heating capacity (Max.)	kW	4.50 (7.64)		5.50 (8.93)		7.50 (9.64)		9.50 (15.29)	
	Input power (Max.)		0.949 (1.80)		1.18 (2.24)		1.69 (2.46)		2.11 (3.89)	
	COP (Max.)		4.74 (4.24)		4.65 (3.99)		4.43 (3.92)		4.50 (3.93)	
2°C/35°C floor heating *1	Heating capacity	kW	4.50		5.30		6.30		9.30	
	Input power		1.33		1.65		1.96		3.08	
	COP		3.39		3.22		3.21		3.02	
-7°C/35°C floor heating*1	Heating capacity (Max.)	kW	4.40 (4.97)		5.00 (6.13)		5.70 (7.05)		8.90 (10.40)	
	Input power (Max.)		1.59 (1.67)		1.90 (2.12)		2.13 (2.55)		3.36 (3.62)	
	COP (Max.)		2.76 (2.98)		2.63 (2.89)		2.68 (2.76)		2.65 (2.87)	
-7°C/55°C Radiator*1	Heating capacity (Max.)	kW	3.90 (4.24)		4.25 (4.86)		5.30 (5.85)		8.00 (8.00)	
	Input power (Max.)		2.11 (2.25)		2.25 (2.69)		2.79 (3.26)		4.10 (4.10)	
	COP (Max.)		1.85 (1.88)		1.89 (1.81)		1.90 (1.79)		1.95 (1.95)	
Space heating characteristics*2										
Temperature application		°C	55	35	55	35	55	35	55	35
Energy efficiency class			A++	A+++	A++	A+++	A++	A+++	A++	A+++
Rated heat output (P_{rated})		kW	5	5	5	6	6	7	8	9
Seasonal space heating energy efficiency (η_s)		%	125	175	125	175	128	177	130	178
Annual energy consumption		kWh	3,035	2,322	3,411	2,594	3,903	2,982	5,083	3,875
Sound power level*3	Indoor unit	dB(A)	40	-	40	-	40	-	40	-
	Outdoor unit		57	-	57	-	60	-	62	-
Indoor unit specifications										
Power source			Single phase, ~230 V, 50 Hz							
Dimensions H × W × D		mm	847 × 450 × 493		847 × 450 × 493		847 × 450 × 493		847 × 450 × 493	
Weight (Net)		kg	47		47		47		47	
Water circulation	Min./Max.	L/min	7.6/22.0		8.5/22.0		10.0/22.0		13.2/30.0	
Buffer tank capacity		L	16		16		16		16	
Expansion vessel capacity		L	8		8		8		8	
Water flow temperature range	Max.	°C	55		55		55		55	
Water pipe connection diameter	Flow/Return	mm	Ø25.4/Ø25.4		Ø25.4/Ø25.4		Ø25.4/Ø25.4		Ø25.4/Ø25.4	
Electrical heater capacity	Heating	kW	3.0		3.0		3.0		3.0	
Outdoor unit specifications										
Power source			Single phase, ~230 V, 50 Hz							
Current	Max.	A	13.0		13.0		18.0		19.0	
Dimensions H × W × D		mm	632 × 799 × 290		632 × 799 × 290		716 × 820 × 315		998 × 940 × 320	
Weight (Net)		kg	39		39		42		62	
Refrigerant	Type (Global Warming Potential)		R32 (675)		R32 (675)		R32 (675)		R32 (675)	
	Charge	kg	0.97		0.97		1.02		1.63	
Additional refrigerant charge		g/m	25		25		25		20	
Connection pipe Diameter	Liquid	mm	6.35		6.35		6.35		9.52	
	Gas		12.70		12.70		12.70		15.88	
Connection pipe Length	Min./Max.	m	3/30		3/30		3/30		3/30	
Length (Pre-charge)		m	15		15		15		20	
Height difference	Max.	m	20		20		20		20	
Operating range	Heating	°C	-20 to 35		-20 to 35		-20 to 35		-20 to 35	

*1: Heating capacity, input power, and COP are measured using the EN14511 standard. Actual usage environments, such as the operating modes of the heating equipment, room temperature, and controller settings, may cause differences in values between those listed in the catalog and the actual performance characteristics.
*2: Information about ErP can be downloaded from our website at www.generalww.com/global/support/downloads/search/
*3: The sound power level values are based on EN12102 standard measurements under EN14825 standard conditions.

Split type
Comfort series (DHW Integrated type)

Indoor unit:
WGYA050ML3 / WGYA080ML3 / WGYA100ML3

Outdoor unit:
WOYA060KLT / WOYA080KLT / WOYA100KLT

DHW Integrated
Single phase

Outdoor unit
Single phase
5/6 kW

Outdoor unit
Single phase
8 kW

Outdoor unit
Single phase
10 kW

Specifications

Model Name	Indoor unit		WGYA050ML3	WGYA080ML3	WGYA080ML3	WGYA100ML3
	Outdoor unit		WOYA060KLT	WOYA060KLT	WOYA080KLT	WOYA100KLT
Capacity range			5	6	8	10
7°C/35°C floor heating *1	Heating capacity (Max.)	kW	4.50 (7.64)	5.50 (8.93)	7.50 (9.64)	9.50 (15.29)
	Input power (Max.)		0.949 (1.80)	1.18 (2.24)	1.69 (2.46)	2.11 (3.89)
	COP (Max.)		4.74 (4.24)	4.65 (3.99)	4.43 (3.92)	4.50 (3.93)
2°C/35°C floor heating *1	Heating capacity	kW	4.50	5.30	6.30	9.30
	Input power		1.33	1.65	1.96	3.08
	COP		3.39	3.22	3.21	3.02
-7°C/35°C floor heating*1	Heating capacity (Max.)	kW	4.40 (4.97)	5.00 (6.13)	5.70 (7.05)	8.90 (10.40)
	Input power (Max.)		1.59 (1.67)	1.90 (2.12)	2.13 (2.55)	3.36 (3.62)
	COP (Max.)		2.76 (2.98)	2.63 (2.89)	2.68 (2.76)	2.65 (2.87)
-7°C/55°C Radiator*1	Heating capacity (Max.)	kW	3.90 (4.24)	4.25 (4.86)	5.30 (5.85)	8.00 (8.00)
	Input power (Max.)		2.11 (2.25)	2.25 (2.69)	2.79 (3.26)	4.10 (4.10)
	COP (Max.)		1.85 (1.88)	1.89 (1.81)	1.90 (1.79)	1.95 (1.95)
Space heating characteristics*2						
Temperature application		°C	55 / 35	55 / 35	55 / 35	55 / 35
Energy efficiency class			A++ / A+++	A++ / A+++	A++ / A+++	A++ / A+++
Rated heat output (P_{rated})		kW	5 / 5	5 / 6	6 / 7	8 / 9
Seasonal space heating energy efficiency (η_s)		%	125 / 175	125 / 175	128 / 177	130 / 178
Annual energy consumption		kWh	3,035 / 2,322	3,411 / 2,594	3,903 / 2,982	5,083 / 3,875
Sound power level*3	Indoor unit	dB(A)	40 / -	40 / -	40 / -	40 / -
	Outdoor unit		57 / -	57 / -	60 / -	62 / -
Domestic hot water characteristics*2						
Load profile			L	L	L	L
Energy efficiency class			A+	A+	A+	A+
Energy efficiency (ηwh)		%	130	130	130	130
Annual electricity consumption		kWh	793	793	793	793
Indoor unit specifications						
Power source			Single phase, ~230 V, 50 Hz			
Dimensions H × W × D		mm	1,863 × 648 × 700	1,863 × 648 × 700	1,863 × 648 × 700	1,863 × 648 × 700
Weight (Net)		kg	145	145	145	145
Water circulation	Min./Max.	L/min	7.6/22.0	8.5/22.0	10.0/22.0	13.2/30.0
DHW tank volume		L	190	190	190	190
Electrical heater capacity	Heating	kW	3.0	3.0	3.0	3.0
	DHW		1.5	1.5	1.5	1.5
Buffer tank capacity		L	16	16	16	16
Expansion vessel capacity		L	8	8	8	8
Water flow temperature range	Max.	°C	55	55	55	55
Water pipe connection diameter	Flow/Return	mm	Ø25.4/Ø25.4	Ø25.4/Ø25.4	Ø25.4/Ø25.4	Ø25.4/Ø25.4
Hot water pipe connection diameter		mm	Ø19.05	Ø19.05	Ø19.05	Ø19.05
Outdoor unit specifications						
Power source			Single phase, ~230 V, 50 Hz			
Current	Max.	A	13.0	13.0	18.0	19.0
Dimensions H × W × D		mm	632 × 799 × 290	632 × 799 × 290	716 × 820 × 315	998 × 940 × 320
Weight (Net)		kg	39	39	42	62
Refrigerant	Type (Global Warming Potential)		R32 (675)	R32 (675)	R32 (675)	R32 (675)
	Charge	kg	0.97	0.97	1.02	1.63
Additional refrigerant charge		g/m	25	25	25	20
Connection pipe Diameter	Liquid	mm	6.35	6.35	6.35	9.52
	Gas		12.70	12.70	12.70	15.88
Connection pipe Length	Min./Max.	m	3/30	3/30	3/30	3/30
Length (Pre-charge)		m	15	15	15	20
Height difference	Max.	m	20	20	20	20
Operating range	Heating	°C	-20 to 35	-20 to 35	-20 to 35	-20 to 35

*1: Heating capacity, input power, and COP are measured using the EN14511 standard. Actual usage environments, such as the operating modes of the heating equipment, room temperature, and controller settings, may cause differences in values between those listed in the catalog and the actual performance characteristics.
*2: Information about ErP can be downloaded from our website at www.generalww.com/global/support/downloads/search/
*3: The sound power level values are based on EN12102 standard measurements under EN14825 standard conditions.

Dimensions
(Unit: mm)

Indoor Unit:
WSYA050ML3/WSYA080ML3/WSYA100ML3

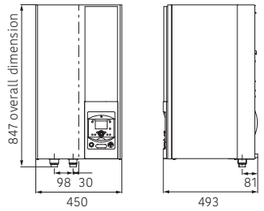

WGYA050ML3/WGYA080ML3/WGYA100ML3

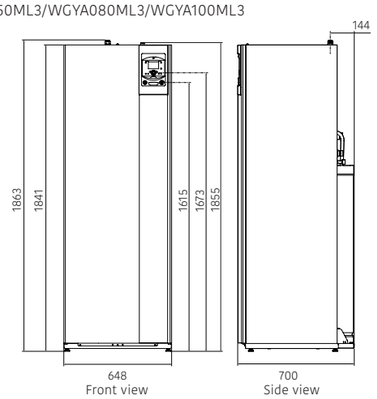

Outdoor Unit:
WOYA060KLT

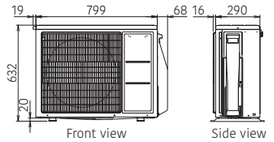

WOYA080KLT

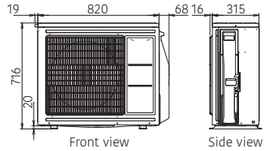

WOYA100KLT

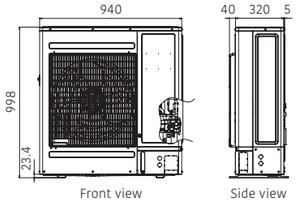

Split type
High power series (Wall-mounted type)

Indoor unit:
WSEG140MQ6
[3-phase] WSEK140MQ9

Outdoor unit:
WOYG100MQL / WOYG121MQL / WOYG140MQL
[3-phase] WOYK121MQL / WOYK140MQL

Wall Mounted
Single phase/
3-phase

Outdoor unit
Single phase 10/12/14 kW
3-phase 12/14 kW

Specifications

Model Name	Indoor unit		Wall Mounted									
			WSEG140MQ6		WSEG140MQ6		WSEG140MQ6		WSEK140MQ9		WSEK140MQ9	
	Outdoor unit		WOYG100MQL		WOYG121MQL		WOYG140MQL		WOYK121MQL		WOYK140MQL	
Capacity Range			10		12		14		12		14	
7°C/35°C floor heating*1	Heating capacity (Max.)	kW	10.08 (15.3)		12.55 (16.2)		14.47 (17.8)		12.55 (16.2)		14.47 (17.8)	
	Input power (Max.)		2.18 (3.54)		2.69 (3.80)		3.36 (4.16)		2.69 (3.80)		3.36 (4.16)	
	COP (Max.)		4.62 (4.33)		4.67 (4.25)		4.31 (4.28)		4.67 (4.25)		4.31 (4.28)	
7°C/55°C radiator*1	Heating capacity (Max.)	kW	8.24 (12.3)		9.16 (13.7)		10.09 (15.5)		9.16 (13.7)		10.09 (15.5)	
	Input power (Max.)		2.79 (4.15)		3.06 (4.72)		3.36 (5.41)		3.06 (4.72)		3.36 (5.41)	
	COP (Max.)		2.95 (2.96)		2.99 (2.91)		3.00 (2.87)		2.99 (2.91)		3.00 (2.87)	
-7°C/55°C radiator*1	Heating capacity (Max.)	kW	7.10 (9.1)		8.63 (10.2)		10.28 (10.5)		8.63 (10.2)		10.28 (10.5)	
	Input power (Max.)		3.30 (4.26)		4.03 (4.84)		4.74 (4.99)		4.03 (4.84)		4.74 (4.99)	
	COP (Max.)		2.15 (2.14)		2.14 (2.12)		2.17 (2.11)		2.14 (2.12)		2.17 (2.11)	
Space heating characteristics*2												
Temperature application		°C	55	35	55	35	55	35	55	35	55	35
Energy efficiency class			A++	A+++	A++	A+++	A++	A+++	A++	A+++	A++	A+++
Rated heat output (P_{rated})		kW	8.2	8.5	9.8	10.1	11.4	11.7	9.8	10.1	11.4	11.7
Seasonal space heating energy efficiency (η_s)		%	131	183	135	183	137	185	135	183	137	185
Annual energy consumption		kWh	5,060	3,771	5,879	4,476	6,717	5,132	5,879	4,476	6,717	5,132
Sound power level*3	Outdoor unit	dB(A)	56		56		58		56		58	
Indoor unit specifications												
Power source			Single phase, 230 V, 50 Hz						3-phase, ~400 V, 50 Hz			
Dimensions H × W × D		mm	750 × 448 × 469		750 × 448 × 469		750 × 448 × 469		750 × 448 × 469		750 × 448 × 469	
Weight (Net)		kg	46		46		46		46		46	
Water circulation	Min./Max.	L/min	10/42		10/42		10/42		10/42		10/42	
DHW tank volume		L	-		-		-		-		-	
Buffer tank capacity		L	15		15		15		15		15	
Expansion vessel capacity		L	12		12		12		12		12	
Water flow tempreature range	Max.	°C	60		60		60		60		60	
Water pipe connection diameter	Flow/Return	mm	Ø19.05/Ø19.05		Ø19.05/Ø19.05		Ø19.05/Ø19.05		Ø19.05/Ø19.05		Ø19.05/Ø19.05	
Electrical heater capacity	Heating	kW	6		6		6		9		9	
Outdoor unit specifications												
Power source			Single phase, 230 V, 50 Hz						3-phase, ~400 V, 50 Hz			
Current	Max.	A	19.5		22.0		25.0		8.8		9.8	
Water flow temperature range	Max.	°C	60		60		60		60		60	
Dimensions H × W × D		mm	1,008 × 1,080 × 480		1,008 × 1,080 × 480		1,008 × 1,080 × 480		1,008 × 1,080 × 480		1,008 × 1,080 × 480	
Weight (Net)		kg	96		96		102		96		102	
Refrigerant	Type (Global Warming Potential)		R32		R32		R32		R32		R32	
	Charge	kg	1.40		1.40		1.63		1.40		1.63	
Additional refrigerant charge		g/m	50		50		50		50		50	
Connection pipe Diameter	Liquid	mm	Ø6.35		Ø6.35		Ø6.35		Ø6.35		Ø6.35	
	Gas		Ø12.7		Ø12.7		Ø12.7		Ø12.7		Ø12.7	
Connection pipe Length	Min./Max.	m	3/25		3/25		3/25		3/25		3/25	
Length (Pre-charge)		m	15		15		15		15		15	
Height difference	Max.		20		20		20		20		20	
Operating range	Heating	°C	-25 to 35		-25 to 35		-25 to 35		-25 to 35		-25 to 35	

*1: Heating capacity, input power, and COP are measured using the EN14511 standard. Actual usage environments, such as the operating modes of the heating equipment, room temperature, and controller settings, may cause differences in values between those listed in the catalog and the actual performance characteristics.
*2: Information about ErP can be downloaded from our website at www.generalww.com/global/support/downloads/search/
*3: The sound power level values are based on EN12102 standard measurements under EN14825 standard conditions.

Split type
High power series (DHW Integrated type)

Indoor unit:
WGEG140MQ6-19
[3-phase] WGEK140MQ9-19

Outdoor unit:
WOYG100MQL / WOYG121MQL / WOYG140MQL
[3-phase] WOYK121MQL / WOYK140MQL

Wall Mounted
Single phase/
3-phase

Outdoor unit
Single phase 10/12/14 kW
3-phase 12/14 kW

Specifications

Model Name	Indoor unit		DHW Integrated									
			WGEG140MQ6-19		WGEG140MQ6-19		WGEG140MQ6-19		WGEK140MQ9-19		WGEK140MQ9-19	
	Outdoor unit		WOYG100MQL		WOYG121MQL		WOYG140MQL		WOYK121MQL		WOYK140MQL	
Capacity Range			10		12		14		12		14	
7°C/35°C floor heating*1	Heating capacity (Max.)	kW	10.08 (15.3)		12.55 (16.2)		14.47 (17.8)		12.55 (16.2)		14.47 (17.8)	
	Input power (Max.)		2.18 (3.54)		2.69 (3.80)		3.36 (4.16)		2.69 (3.80)		3.36 (4.16)	
	COP (Max.)		4.62 (4.33)		4.67 (4.25)		4.31 (4.28)		4.67 (4.25)		4.31 (4.28)	
7°C/55°C radiator*1	Heating capacity (Max.)	kW	8.24 (12.3)		9.16 (13.7)		10.09 (15.5)		9.16 (13.7)		10.09 (15.5)	
	Input power (Max.)		2.79 (4.15)		3.06 (4.72)		3.36 (5.41)		3.06 (4.72)		3.36 (5.41)	
	COP (Max.)		2.95 (2.96)		2.99 (2.91)		3.00 (2.87)		2.99 (2.91)		3.00 (2.87)	
-7°C/55°C radiator*1	Heating capacity (Max.)	kW	7.10 (9.1)		8.63 (10.2)		10.28 (10.5)		8.63 (10.2)		10.28 (10.5)	
	Input power (Max.)		3.30 (4.26)		4.03 (4.84)		4.74 (4.99)		4.03 (4.84)		4.74 (4.99)	
	COP (Max.)		2.15 (2.14)		2.14 (2.12)		2.17 (2.11)		2.14 (2.12)		2.17 (2.11)	
Space heating characteristics*2												
Temperature application		°C	55	35	55	35	55	35	55	35	55	35
Energy efficiency class			A++	A+++	A++	A+++	A++	A+++	A++	A+++	A++	A+++
Rated heat output (P_{rated})		kW	8.2	8.5	9.8	10.1	11.4	11.7	9.8	10.1	11.4	11.7
Seasonal space heating energy efficiency (η_s)		%	131	183	135	183	137	185	135	183	137	185
Annual energy consumption		kWh	5,060	3,771	5,879	4,476	6,717	5,132	5,879	4,476	6,717	5,132
Sound power level*3	Outdoor unit	dB(A)	56		56		58		56		58	
Indoor unit specifications												
Power source			Single phase, 230 V, 50 Hz						3-phase, ~400 V, 50 Hz			
Dimensions H × W × D		mm	1,780×598×624		1,780×598×624		1,780×598×624		1,780×598×624		1,780×598×624	
Weight (Net)		kg	135		135		135		135		135	
Water circulation	Min./Max.	L/min	10/42		10/42		10/42		10/42		10/42	
DHW tank volume		L	190		190		190		190		190	
Buffer tank capacity		L	16		16		16		16		16	
Expansion vessel capacity		L	12		12		12		12		12	
Water flow tempreature range	Max.	°C	60		60		60		60		60	
Water pipe connection diameter	Flow/Return	mm	Ø19.05/Ø19.05		Ø19.05/Ø19.05		Ø19.05/Ø19.05		Ø19.05/Ø19.05		Ø19.05/Ø19.05	
Electrical heater capacity	Heating	kW	6.0		6.0		6.0		9.0		9.0	
	DHW		1.2		1.2		1.2		1.2		1.2	
Delclared load profile		-	L		L		L		L		L	
Efficiency ηDHW		%	116		116		116		116		116	
Heating up time			1h30min		1h20min		1h10min		1h20min		1h10min	
COP(EN16147)		-	2.90		2.90		2.90		2.90		2.90	
Outdoor unit specifications												
Power source			Single phase, 230 V, 50 Hz						3-phase, ~400 V, 50 Hz			
Current	Max.	A	19.5		22.0		25.0		8.8		9.8	
Water flow temperature range	Max.	°C	60		60		60		60		60	
Dimensions H × W × D		mm	1,008 × 1,080 × 480		1,008 × 1,080 × 480		1,008 × 1,080 × 480		1,008 × 1,080 × 480		1,008 × 1,080 × 480	
Weight (Net)		kg	96		96		102		96		102	
Refrigerant	Type (Global Warming Potential)		R32		R32		R32		R32		R32	
	Charge	kg	1.40		1.40		1.63		1.40		1.63	
Additional refrigerant charge		g/m	50		50		50		50		50	
Connection pipe Diameter	Liquid	mm	Ø6.35		Ø6.35		Ø6.35		Ø6.35		Ø6.35	
	Gas		Ø12.7		Ø12.7		Ø12.7		Ø12.7		Ø12.7	
Connection pipe Length	Min./Max.	m	3/25		3/25		3/25		3/25		3/25	
Length (Pre-charge)		m	15		15		15		15		15	
Height difference	Max.		20		20		20		20		20	
Operating range	Heating	°C	-25 to 35		-25 to 35		-25 to 35		-25 to 35		-25 to 35	

*1: Heating capacity, input power, and COP are measured using the EN14511 standard. Actual usage environments, such as the operating modes of the heating equipment, room temperature, and controller settings, may cause differences in values between those listed in the catalog and the actual performance characteristics.
*2: Information about ErP can be downloaded from our website at www.generalww.com/global/support/downloads/search/
*3: The sound power level values are based on EN12102 standard measurements under EN14825 standard conditions.

Dimensions
(Unit: mm)

Wall Mounted:
Single phase: WSEG140MQ6
3-phase: WSEK140MQ9

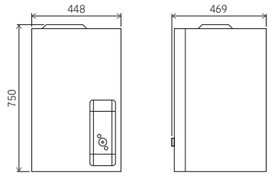

DHW Integrated:
Single phase: WGEG140MQ6-19
3-phase: WGEK140MQ9-19

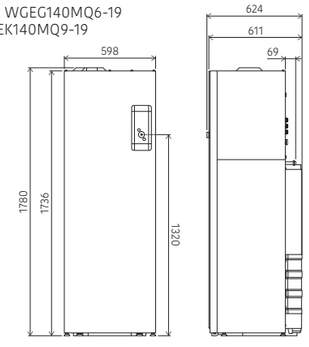

Outdoor Unit:
Single phase: WOYG100MQL/WOYG121MQL/WOYG140MQL
3-phase: WOYK121MQL/WOYK140MQL

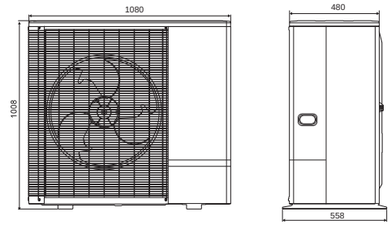

Front view
Side view (R)

Split type
High power series (Wall-mounted type)

Indoor unit:
WSYG140DG6/
[3-phase]WSYK160DG9

Outdoor unit:
WOYG112LHT / WOYG140LCTA
[3-phase] WOYK112LCTA /
WOYK140LCTA /WOYK160LCTA

Wall-mounted
Single phase/
3-phase

Outdoor unit
Single phase
11/14 kW

Outdoor unit
3-phase
11/14/16 kW

Specifications

Model Name			WSYG140DG6		WSYG140DG6		WSYK160DG9		WSYK160DG9		WSYK160DG9	
Outdoor unit			WOYG112LHT		WOYG140LCTA		WOYK112LCTA		WOYK140LCTA		WOYK160LCTA	
Capacity range			11		14		11		14		16	
7°C/35°C floor heating *1	Heating capacity	kW	10.80		13.50		10.80		13.50		15.17	
	Input power		2.54		3.23		2.51		3.20		3.70	
	COP		4.25		4.18		4.30		4.22		4.10	
2°C/35°C floor heating *1	Heating capacity	kW	10.77		12.00		10.77		13.00		13.50	
	Input power		3.44		3.87		3.40		4.15		4.34	
	COP		3.13		3.10		3.17		3.13		3.11	
-7°C/35°C floor heating*1	Heating capacity	kW	10.38		11.54		10.38		12.20		13.50	
	Input power		4.32		5.08		4.28		5.13		5.40	
	COP		2.40		2.27		2.43		2.38		2.50	
-7°C/55°C Radiator*1	Heating capacity	kW	7.57		9.20		9.27		10.10		11.00	
	Input power		4.57		5.08		5.09		5.65		6.29	
	COP		1.66		1.81		1.82		1.79		1.75	
Space heating characteristics*2												
Temperature application		°C	55	35	55	35	55	35	55	35	55	35
Energy efficiency class			A+	A++	A+	A+	A+	A++	A+	A++	A+	A+
Rated heat output (P_{rated})		kW	9	11	11	13	9	11	11	13	13	14
Seasonal space heating energy efficiency (η_s)		%	112	151	113	148	112	154	117	150	117	149
Annual energy consumption		kWh	6,704	6,062	8,041	6,824	6,669	5,930	7,803	6,738	9,062	7,408
Sound power level	Indoor unit	dB(A)	46		46		46		46		46	
	Outdoor unit		68		69		69	68	70	68	71	
Indoor unit specifications												
Power source			Single phase, ~230 V, 50 Hz				3-phase, ~400 V, 50 Hz					
Dimensions H × W × D		mm	800 × 450 × 457				800 × 450 × 457					
Weight (Net)		kg	42				42					
Water circulation	Min./Max.	L/min	19.5/39.0		24.4/48.7		19.5/39.0		24.4/48.7		27.4/54.8	
Buffer tank capacity		L	16				16					
Expansion vessel capacity		L	8				8					
Water flow temperature range	Max.	°C	60				60					
Water pipe connection diameter	Flow/Return	mm	Ø25.4/Ø25.4				Ø25.4/Ø25.4					
Electrical heater capacity	heating	kW	6.0(3.0 kW×2pcs.)				9.0(3.0 kW×3pcs.)					
Outdoor unit specifications												
Power source			Single phase, ~230 V, 50 Hz				3-phase, ~400 V, 50 Hz					
Current	Max.	A	22.0	25.0			9.0	9.5	10.5			
Dimensions H × W × D		mm	1,290 × 900 × 330									
Weight (Net)		kg	92				99					
Refrigerant	Type (Global Warming Potential)		R410A (2,088)									
	Charge	kg	2.50									
Additional refrigerant charge		g/m	50									
Connection pipe	Diameter	Liquid	mm	Ø9.52								
		Gas		Ø15.88								
	Length	Min./Max.	m	5/20								
	Length (Pre-charge)		m	15								
	Height difference	Max.	m	15								
Operating range		Heating	°C	-25 to 35								

*1: Heating capacity, input power, and COP are measured using the EN14511 standard. Actual usage environments, such as the operating modes of the heating equipment, room temperature, and controller settings, may cause differences in values between those listed in the catalog and the actual performance characteristics.
*2: Information about ErP can be downloaded from our website at www.generalww.com/global/support/downloads/search/

Split type
High power series (DHW Integrated type)

Indoor unit:
WGYG140DG6/
[3-phase]WGYK160DG9

Outdoor unit:
WOYG112LHT / WOYG140LCTA
[3-phase] WOYK112LCTA / WOYK140LCTA /
WOYK160LCTA

DHW Integrated
Single phase/
3-phase

Outdoor unit
Single phase
11/14 kW

Outdoor unit
3-phase
11/14/16 kW

Specifications

Model Name			WGYG140DG6		WGYG140DG6		WGYK160DG9		WGYK160DG9		WGYK160DG9	
Outdoor unit			WOYG112LHT		WOYG140LCTA		WOYK112LCTA		WOYK140LCTA		WOYK160LCTA	
Capacity range			11		14		11		14		16	
7°C/35°C floor heating *1	Heating capacity	kW	10.80		13.50		10.80		13.50		15.17	
	Input power		2.54		3.23		2.51		3.20		3.70	
	COP		4.25		4.18		4.30		4.22		4.10	
2°C/35°C floor heating *1	Heating capacity	kW	10.77		12.00		10.77		13.00		13.50	
	Input power		3.44		3.87		3.40		4.15		4.34	
	COP		3.13		3.10		3.17		3.13		3.11	
-7°C/35°C floor heating*1	Heating capacity	kW	10.38		11.54		10.38		12.20		13.50	
	Input power		4.32		5.08		4.28		5.13		5.40	
	COP		2.40		2.27		2.43		2.38		2.50	
-7°C/55°C Radiator*1	Heating capacity	kW	7.57		9.20		9.27		10.10		11.00	
	Input power		4.57		5.08		5.09		5.65		6.29	
	COP		1.66		1.81		1.82		1.79		1.75	
Space heating characteristics*2												
Temperature application		°C	55	35	55	35	55	35	55	35	55	35
Energy efficiency class			A+	A++	A+	A+	A+	A++	A+	A++	A+	A+
Rated heat output (P_{rated})		kW	9	11	11	13	9	11	11	13	13	14
Seasonal space heating energy efficiency (η_s)		%	112	151	113	148	112	154	117	150	117	149
Annual energy consumption		kWh	6,704	6,062	8,041	6,824	6,669	5,930	7,803	6,738	9,062	7,408
Sound power level	Indoor unit	dB(A)	46		46		46		46		46	
	Outdoor unit		68		69		69	68	70	68	71	
Domestic hot water characteristics*2												
Load profile			L									
Energy efficiency class			A									
Energy efficiency(η_{wh})		%	88									
Annual electricity consumption		kWh	1166									
Indoor unit specifications												
Power source			Single phase, ~230 V, 50 Hz				3-phase, ~400 V, 50 Hz					
Dimensions H × W × D		mm	1,840 × 648 × 698									
Weight (Net)		kg	152									
Water circulation	Min./Max.	L/min	19.5/39.0		24.4/28.7		19.5/39.0		24.4/48.7		27.4/54.8	
DHW tank volume		L	190									
Electrical heater capacity	Heating	kW	6				9					
	DHW		1.5									
Buffer tank capacity		L	16									
Expansion vessel capacity		L	12									
Water flow temperature range	Max.	°C	60									
Water pipe connection diameter	Flow/Return	mm	Ø25.4/Ø25.4									
Hot water pipe connection diameter		mm	Ø19.05									
Outdoor unit specifications												
Power source			Single phase, ~230 V, 50 Hz				3-phase, ~400 V, 50 Hz					
Current	Max.	A	22.0	25.0			9.0	9.5	10.5			
Dimensions H × W × D		mm	1,290 × 900 × 330									
Weight (Net)		kg	92				99					
Refrigerant	Type (Global Warming Potential)		R410A (2,088)									
	Charge	kg	2.50									
Additional refrigerant charge		g/m	50									
Connection pipe	Diameter	Liquid	mm	Ø9.52								
		Gas		Ø15.88								
	Length	Min./Max.	m	5/20								
	Length (Pre-charge)		m	15								
	Height difference	Max.	m	15								
Operating range		Heating	°C	-25 to 35								

*1: Heating capacity, input power, and COP are measured using the EN14511 standard. Actual usage environments, such as the operating modes of the heating equipment, room temperature, and controller settings, may cause differences in values between those listed in the catalog and the actual performance characteristics.
*2: Information about ErP can be downloaded from our website at www.generalww.com/global/support/downloads/search/

Dimensions
(Unit: mm)

Indoor Unit:
Single phase: WSYG140DG6
3-phase: WSYK160DG9

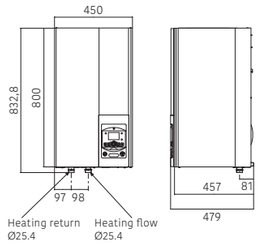

Single phase: WGYG140DG6
3-phase: WGYK160DG9

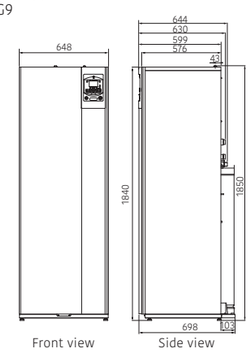

Outdoor Unit:
Single phase: WOYG112LHT/WOYG140LCTA

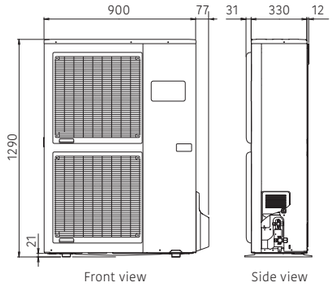

3-phase: WOYK112LCTA/WOYK140LCTA/WOYK160LCTA

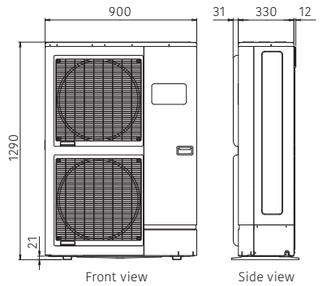

Split type
Super high power series (Wall-mounted type)

Indoor unit:
WSYG160DJ6 / [3-phase] WSYK170DJ9

Outdoor unit:
WOYG160LJL
[3-phase] WOYK150LJL / WOYK170LJL

Wall-mounted
Single phase/
3-phase

Outdoor unit
Single phase 16 kW
3-phase 15/17 kW

Specifications

Model Name				WSYG160DJ6		WSYK170DJ9		WSYK170DJ9	
Outdoor unit				WOYG160LJL		WOYK150LJL		WOYK170LJL	
Capacity range				16		15		17	
7°C/35°C floor heating *1	Heating capacity		kW	16.00		15.00		17.00	
	Input power			3.86		3.46		4.10	
	COP			4.15		4.33		4.15	
2°C/35°C floor heating *1	Heating capacity		kW	13.30		13.20		13.50	
	Input power			4.25		4.06		4.27	
	COP			3.13		3.25		3.16	
-7°C/35°C floor heating*1	Heating capacity		kW	14.50		13.20		15.00	
	Input power			5.27		4.55		5.32	
	COP			2.75		2.90		2.82	
-7°C/55°C Radiator*1	Heating capacity		kW	10.90		13.20		14.20	
	Input power			5.89		6.77		7.40	
	COP			1.85		1.95		1.92	
Space heating characteristics*2									
Temperature application			°C	55	35	55	35	55	35
Energy efficiency class				A++	A++	A++	A++	A++	A++
Rated heat output (P_{rated})			kW	14	16	16	17	17	18
Seasonal space heating energy efficiency (η_s)			%	125	163	130	164	130	161
Annual energy consumption			kWh	8,757	8,014	9,915	8,606	10,232	9,059
Sound power level	Indoor unit		dB(A)	45	45	45	45	45	45
	Outdoor unit			67	66	67	66	67	68
Indoor unit specifications									
Power source				Single phase, ~230 V, 50 Hz		3-phase, ~400 V, 50 Hz			
Dimensions H × W × D			mm	805 × 450 × 471		805 × 450 × 471			
Weight (Net)			kg	52.5		52.5			
Water circulation	Min./Max.		L/min	26.4/57.8		24.0/54.2		27.3/61.4	
Buffer tank capacity			L	22		22			
Expansion vessel capacity			L	10		10			
Water flow temperature range	Max.		°C	60		60			
Water pipe connection diameter	Flow/Return		mm	Ø25.4/Ø25.4		Ø25.4/Ø25.4			
Electrical heater capacity	Heating		kW	6.0 (3.0 kW × 2 pcs.)		9.0 (3.0 kW × 3 pcs.)			
Outdoor unit specifications									
Power source				Single phase, ~230 V, 50 Hz		3-phase, ~400 V, 50 Hz			
Current	Max.		A	28.0		14.0		14.0	
Dimensions H × W × D			mm	1,428 × 1,080 × 480		1,428 × 1,080 × 480		1,428 × 1,080 × 480	
Weight (Net)			kg	137		138		138	
Refrigerant	Type (Global Warming Potential)			R410A (2,088)					
	Charge		kg	3.80		3.80		3.80	
Additional refrigerant charge			g/m	50		50		50	
Connection pipe	Diameter	Liquid	mm	Ø9.52		Ø9.52		Ø9.52	
		Gas		Ø15.88		Ø15.88		Ø15.88	
	Length	Min./Max.	m	5/30		5/30		5/30	
	Length (Pre-charge)		m	15		15		15	
	Height difference	Max.	m	25/15 (Outdoor unit: Upper/Lower)					
Operating range		Heating	°C	-25 to 35		-25 to 35		-25 to 35	

*1: Heating capacity, input power, and COP are measured using the EN14511 standard. Actual usage environments, such as the operating modes of the heating equipment, room temperature, and controller settings, may cause differences in values between those listed in the catalog and the actual performance characteristics.
*2: Information about ErP can be downloaded from our website at www.generalww.com/global/support/downloads/search/

Split type
Super high power series (DHW Integrated type)

Indoor unit:
WGYG160DJ6 / [3-phase] WGYK170DJ9

Outdoor unit:
WOYG160LJL
[3-phase] WOYK150LJL / WOYK170LJL

DHW Integrated
Single phase/
3-phase

Outdoor unit
Single phase 16 kW
3-phase 15/17 kW

Specifications

Model Name				WGYG160DJ6		WGYK170DJ9		WGYK170DJ9	
Outdoor unit				WOYG160LJL		WOYK150LJL		WOYK170LJL	
Capacity range				16		15		17	
7°C/35°C floor heating *1	Heating capacity		kW	16.00		15.00		17.00	
	Input power			3.86		3.46		4.10	
	COP			4.15		4.33		4.15	
2°C/35°C floor heating *1	Heating capacity		kW	13.30		13.20		13.50	
	Input power			4.25		4.06		4.27	
	COP			3.13		3.25		3.16	
-7°C/35°C floor heating*1	Heating capacity		kW	14.50		13.20		15.00	
	Input power			5.27		4.55		5.32	
	COP			2.75		2.90		2.82	
-7°C/55°C Radiator*1	Heating capacity		kW	10.90		13.20		14.20	
	Input power			5.89		6.77		7.40	
	COP			1.85		1.85		1.92	
Space heating characteristics*2									
Temperature application			°C	55	35	55	35	55	35
Energy efficiency class				A++	A++	A++	A++	A++	A++
Rated heat output (P_{rated})			kW	14	16	16	17	17	18
Seasonal space heating energy efficiency (η_s)			%	125	163	130	164	130	161
Annual energy consumption			kWh	8,757	8,014	9,915	8,606	10,232	9,059
Sound power level	Indoor unit		dB(A)	45	45	45	45	45	45
	Outdoor unit			67	66	67	66	67	68
Domestic hot water characteristics*2									
Load profile				L					
Energy efficiency class				A					
Energy efficiency (ηwh)			%	109					
Annual electricity consumption			kWh	941					
Indoor unit specifications									
Power source				Single phase, ~230 V, 50 Hz		3-phase, ~400 V, 50 Hz			
Dimensions H × W × D			mm	1,841 × 648 × 698					
Weight (Net)			kg	166					
Water circulation	Min./Max.		L/min	26.4/57.8		24.0/54.2		27.3/61.4	
DHW tank volume			L	190					
Electrical heater capacity	Heating		kW	6.0 (3.0 kW × 2 pcs.)		9.0 (3.0 kW × 3 pcs.)			
	DHW			1.5					
Buffer tank capacity			L	22					
Expansion vessel capacity			L	12					
Water flow temperature range	Max.		°C	60					
Water pipe connection diameter	Flow/Return		mm	Ø25.4/Ø25.4					
Hot water pipe connection diameter			mm	Ø19.05					
Outdoor unit specifications									
Power source				Single phase, ~230 V, 50 Hz		3-phase, ~400 V, 50 Hz			
Current	Max.		A	28.0		14.0			
Dimensions H × W × D			mm	1,428 × 1,080 × 480		1,428 × 1,080 × 480			
Weight (Net)			kg	137		138			
Refrigerant	Type (Global Warming Potential)			R410A (2,088)		R410A (2,088)			
	Charge		kg	3.80		3.80			
Additional refrigerant charge			g/m	50		50			
Connection pipe	Diameter	Liquid	mm	Ø9.52		Ø9.52			
		Gas		Ø15.88		Ø15.88			
	Length	Min./Max.	m	5/30		5/30			
	Length (Pre-charge)		m	15		15			
	Height difference	Max.	m	25/15 (Outdoor unit: Upper/Lower)		25/15 (Outdoor unit: Upper/Lower)			
Operating range		Heating	°C	-25 to 35		-25 to 35			

*1: Heating capacity, input power, and COP are measured using the EN14511 standard. Actual usage environments, such as the operating modes of the heating equipment, room temperature, and controller settings, may cause differences in values between those listed in the catalog and the actual performance characteristics.
*2: Information about ErP can be downloaded from our website at www.generalww.com/global/support/downloads/search/

Dimensions
(Unit: mm)

Indoor Unit:
Single phase: WSYG160DJ6
3-phase: WSYK170DJ9

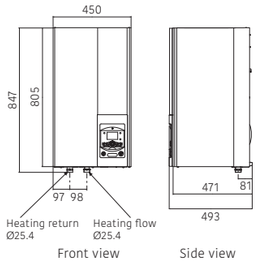

Single phase: WGYG160DJ6
3-phase: WGYK170DJ9

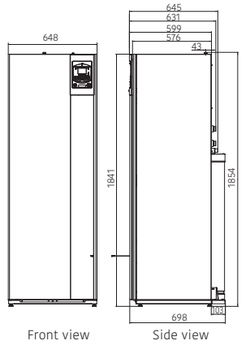

Outdoor Unit:
Single phase: WOYG160LJL
3-phase: WOYK150LJL/WOYK170LJL

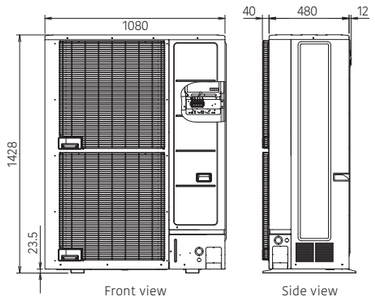

Indoor Unit

Type-A
Type-B

Selecting the indoor unit

- This is a device for storing hot water and circulating it to housing equipment.
- Selection criteria for the indoor unit is which housing equipment it will be connected to, such as a radiator or shower.
- Indoor unit you choose will also depend on whether you already own devices such as a pump or tank.

What Each Indoor Unit Can Do

Indoor unit control box*
If you want to update your system by reusing your existing pump and buffer tank, etc., you can do so by installing only the control box.

Indoor unit Wall-mounted
Stands for preparation of heating water for under floor heating and radiators. It can optionally operate with domestic hot water tank.

Indoor unit Domestic Hot Water (DHW) integrated
Can be used with a variety of heating systems,including under floor heating and radiators. Space saving heating and DHW supply in a single indoor unit.

*The control box can only be selected for Monobloc outdoor unit.

Types of Indoor Units

Compatibility
for Monobloc type Comfort series / Split type High power series*
*The R32 High Power Series cannot be connected to the control box.

Indoor unit type / Housing Equipment	Control box*	Wall-mounted	DHW integrated
Under floor heating	○	●	●
Radiator	○	●	●
Fan coil	○	●	●
Bath	○	○	●
Shower	○	○	●
Hot Water	○	○	●

Compatibility
for Split type
Comfort series, High power series
Super high power series

Indoor unit type / Housing Equipment	Wall-mounted	DHW integrated
Under floor heating	●	●
Radiator	●	●
Fan coil	●	●
Bath	○	●
Shower	○	●
Hot water	○	●

●: It can be used by constructing a system using options and carrying out water pipe work.
○: It can be used by constructing a system using options and carrying out water pipe work, by reusing (or locally procuring) existing pumps and tanks, etc.
Housing Equipment requires the preparation of separately sold products.

Type-**A**

Comfort Control

Useful Features

Flow temperature control with climate compensation

Automatic Heating Curve Control

Automatic temperature regulation according to heating curve (depending on heating terminal and outdoor temperature)

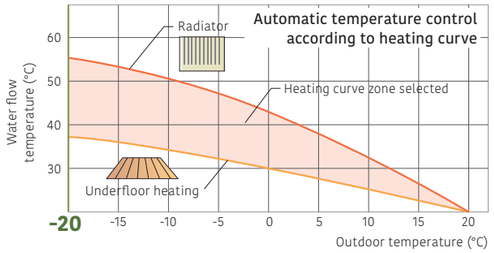

Auto Changeover

When Auto mode is selected, the system automatically switches between cooling and heating modes depending on the outdoor temperature to serve as an all-season air conditioner.

Quick Recovery from Defrosting

Maintains room temperature by boost start operation during defrosting.

2-zone Independent Control

2-zone independent control (For example, the individual control of 2 underfloor heating zones or the combination of 1 underfloor heating zone and 1 radiator zone)*1*2

*1: Optional parts such as 2-zone kits, 3-zone kits, and thermostats are required
*2: 3 Zones can be controlled in the Control Box

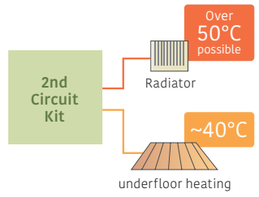

Backup Heater Operation

Backup heater maintains a comfortable room temperature even when the outside temperature is low. The backup heater is intelligently controlled as a safety backup for very cold days and nights, and only operates when really needed.

Controller with a clear color display and simple icons for easy function settings

Color display
Shows all the information items related to the operation mode:
WLAN Connectivity / Operation / Pressure / Set temperature (DHW/Flow) Clock / Message / Service maintenance

Operation indicator
Fixed white:Normal operation
Flashing orange: Error

Menu access button

Navigation knob:
Rotation: Menu navigation
Press: Validation

Back button

Main operation flow and settings for installers and end users

		Flow Chart	Example Item
Installers	1	Install Settings	Pump speed setting, Configuration, Heating curve setting, Heat pump shut off
	2	Option Settings	Cooling Kit, DHW Kit, Boiler Kit
	3	Convenient Function	Automatic heating curve settings, Underfloor controlled driving, Outdoor temperature adjustment, Maintenance period settings
	4	Workout Settings	Outdoor temperature simulator
	5	Confirmation	Checking operation (Heating and cooling, DHW, option)
End users	6	User Settings	Date and time, Time program, Operation temperature settings

Energy Saving

Away mode
It will set heating and DHW mode to the frost protection* during the selected period:
-**If you activate away mode on HMI:** You can choose start and end time/date.
-**If you activate away mode on Room thermostat (option):** You can choose start and end time/date, as well as room setpoint during away period.
*: The protection mode automatically prevents an excessively sharp drop in room temperature.

Safety Features

Anti-freeze function*

When the outside temperature drops below a specified level, the outdoor unit water pump will self-activate and water will also be automatically circulated to prevent freezing.
*The R32 High Power Series is excluded.

Easy Installation & Maintenance

- All hydraulic safety and control components are built in with no additional selection required.
- Easy access for maintenance
- Refrigerant pump down operation

Error and Maintenance Alarm

Enables quick error-handling services and maintenance

Error Warning

Maintenance Support

Diagnostics functions for troubleshooting

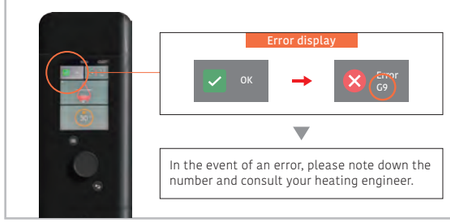

Easy to Set Up

Easy Start
Choose language, set date and time. Answer questions from Easy Start.



Remote Connectivity and Control

Via app "Cozy tough", you can manage and control of electric heaters, electric water heaters, heat pump water heaters, heat pumps.
* Cozytouch is a service of Group Atlantic

Type-A

Optional Parts & Control Overview

To meet the diverse needs of customers, we offer a variety of control options, such as individual control and remote control options.

for Indoor unit

Electrical backup heater relay
UTW-KBHXQ
It allows the backup heater for heating at 3 kW as standard can be used at 6 kW.

for Locally units

UTW-KZSXQ

Second Circuit Kit
It can supply hot water at different temperatures to each two types of heating equipment, such as radiators and underfloor heating.

(×2)

(×1)

UTW-KZC2XQ

UTW-KZDXQ

Boiler Connection Kit
It can build hybrid systems using both boilers and heat pumps. Boiler and heat pumps are switched according to outside air temperature.

UTW-KBCXQ

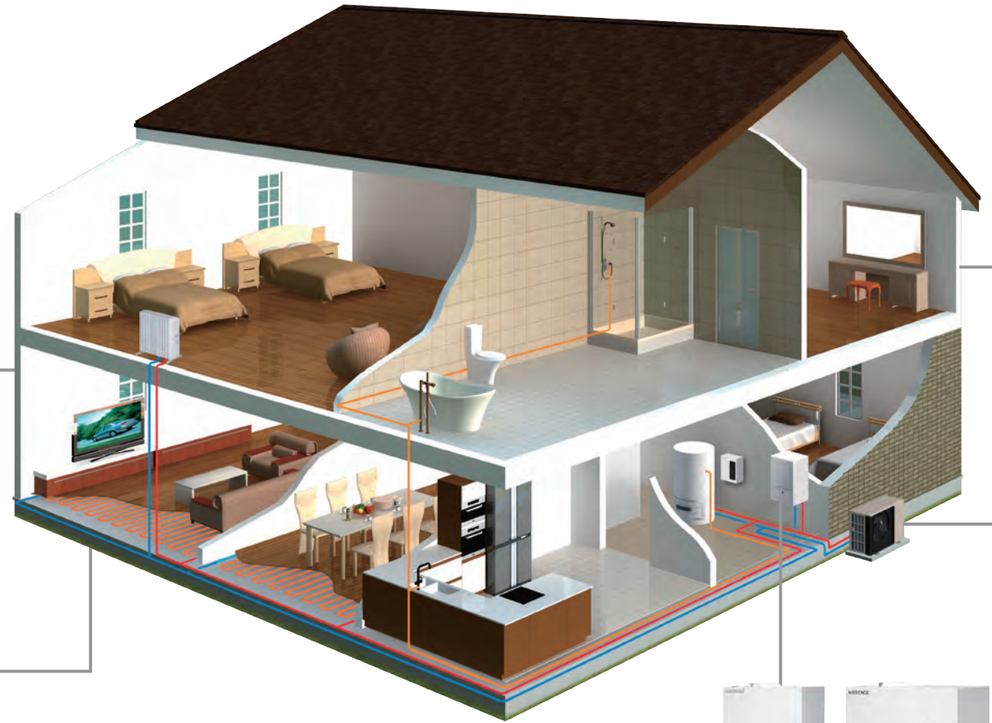

for DHW

UTW-KDWXQ

UTW-KDWCXQ

DHW Kit
Required to connect locally purchased DHW tanks to Air to Water.

DHW tank
200 Liters: UTW-T20AXH / UTW-T20BXH
300 Liters: UTW-T30AXH / UTW-T30BXH
The BXH series is a more efficient tank than the AXH series.

DHW Expansion Kit
UTW-KDEXQ
The expansion vessel(18L) for connection to DHW water pipe.

Service & Maintenance Tool

Service Monitor Tool
UTY-ASSXZ1

Wall-mounted

Indoor unit Controller

DHW Integrated

Monobloc type Comfort series

for Outdoor unit

Drain pan
UTW-KDPXQ
It is used to collect and drain condensation water generated by outdoor unit.

Antivibration Rubber feet
UTW-KARXQ
It reduces vibration caused by the operation of compressors and other equipment, and suppresses the generation of noise.

Antifreezing valve for Monobloc
UTW-KAVXQ
When water pipes freeze, the internal pressure increases and the pipes are purged to prevent parts from breaking.

Individual Control

Room thermostat
An optional wireless thermostat allows remote control of the ATW system away from the indoor unit. Can also be operated from mobile apps.

Wired power & Wired connect
UTW-C105XQ

Wired power & Radio connect
UTW-C225XQ

Battery power & Radio connect
UTW-C228

Cozy tough (Application)
* Cozytouch is a service of Group Atlantic

Type-A Optional Parts List

Product Name	Model Name	Monobloc Type				Split Type		
		Comfort series				High Power Series		
		1Ø				1Ø/3Ø		
		Contoll Box	Wall-mounted	DHW Integrated	Outdoor Unit	Wall-mounted	DHW Integrated	Outdoor Unit
Second Circuit Kit	UTW-KZSXQ		●*1			●*1		
DHW Kit	UTW-KDWXQ		●			●		
Boiler Kit	UTW-KBSXS					●		
Boiler Connection Kit	UTW-KBDXS						●	
Second Circuit Kit	UTW-KZDXQ			●*1			●*1	
DHW Loop Kit	UTW-KDLXQ			●			●	
DHW Expansion Kit	UTW-KDEXQ			●			●	
Outdoor temperature sensor	UTW-KESXQ	●	●	●		●	●	
Condensation detection kit	UTW-KCDXQ	●	●	●		●	●	
Regulation Extension Kit	UTW-KREXQ	●	●	●		●	●	
Electrical Backup heater relay	UTW-KBHXQ		●	●				
Room thermostat (Wired) — Wired power supply	UTW-C105XQ	●	●	●		●	●	
Room thermostat (Wireless) — Wired power supply	UTW-C225XQ	●	●	●		●	●	
Room thermostat (Wireless) — Battery power supply	UTW-C228XQ	●	●	●		●	●	
Cover Plate for thermostat	UTW-KCPXQ	●	●	●		●	●	
Dual circuit decoupling kit	UTW-KZVXS					●	●	
Flow kit	UTW-PHFXS					●	●	
High flow kit	UTW-PHFXS					●	●	

Product Name	Model Name	Monobloc Type				Split Type		
		Comfort series				High Power Series		
		1Ø				1Ø/3Ø		
		Contoll Box	Wall-mounted	DHW Integrated	Outdoor Unit	Wall-mounted	DHW Integrated	Outdoor Unit
Drain pan	UTW-KDPXQ				●			●
Antivibration Rubber feet	UTW-KARXQ				●			●
Antifreezing valve for Monobloc	UTW-KAVXQ				●			
Single Circuit Kit (×1)	UTW-KZC1XQ	●						
Second Circuit Kit (×2) + (×1)	UTW-KZC2XQ	●						
Third Circuit Kit (×3) + (×2) + (×1)	UTW-KZC3XQ	●						
Boiler Connection Kit	UTW-KBCXQ	●						
DHW Kit	UTW-KDWCXQ	●						
DHW Kit for cascade	UTW-KDCXS (*:075296)	●	●			●		
Backup Heater Kit	UTW-HB6CXQ	●						
DHW tank — 200 Liters / 300 Liters	UTW-T20AXH UTW-T30AXH	●	●			●		
DHW tank — 200 Liters / 300 Liters	UTW-T20BXH UTW-T30BXH	●	●			●		
Cascade — Master kit	UTW-KCMXS (*:024270)	●	●			●		
Cascade — Gateway kit	UTW-KCGXS (*:075058)	●	●			●		

*1: Regulation extension kit (UTW-KREXQ) is not included but is required for connection.
*: Order Code

Type-**B**

Comfort Control

The high-grade heating controller automatically adjusts the flow temperature according to the climate conditions to maintain the room and domestic hot water temperatures at the desired levels.

Indoor unit Controller

4 Heating modes

1. Automatic mode
Enables automatic switching between Comfort mode and Reduce mode according to time program

2. Reduce mode
Maintains water temperature at a lower level

3. Comfort mode
Maintains water temperature at a comfortable level

4. Protection mode
Activates frost protection in standby operation

Useful Features

Automatic Heating Curve Control

Automatic temperature regulation according to heating curve (depending on heating terminal and outdoor temperature)

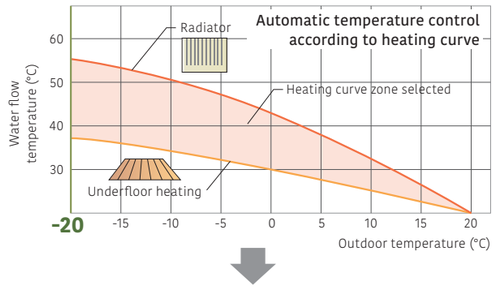

The heating curve will shift to adjust the room temperature setting.

Can be fine-adjusted when it is too warm or too cold.

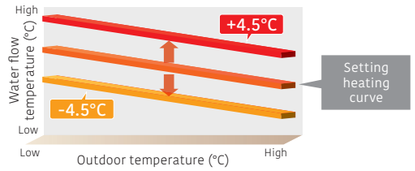

Quick Recovery from Defrosting

Maintains room temperature by boost start operation during defrosting.

Auto Changeover

When cooling mode is selected, the system automatically switches between cooling and heating modes depending on the outdoor temperature to serve as an all-season air conditioner.

2-Zone Independent Control

2-zone independent control (For example, the individual control of 2 underfloor heating zones or the combination of 1 underfloor heating zone and 1 radiator zone)*1

*1: Optional parts required

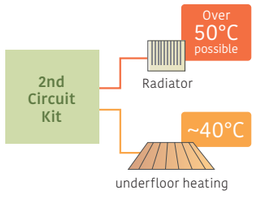

2-Stage Low-Noise Mode

The outdoor unit can be switched to quiet mode, depending on the installation environment.

*Effective only for high power series

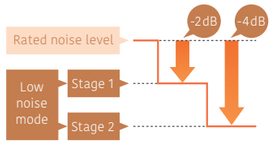

Backup Heater Operation

Backup heater maintains a comfortable room temperature even when the outside temperature is low. The backup heater is intelligently controlled as a safety backup for very cold days and nights, and only operates when really needed.

* Optional parts is needed for high power series.

Energy Saving

Time Program

- The timer is easy to set.
- You can select the heating mode in conjunction with various times of the day.

Day-weekly timer

- Allows up to 3 settings per day.
- Allows individual settings for each day of the week.

Holiday timer

- Allows up to 8 settings.
- While you are away from home for an extended period during winter, the system prevents your room or house from freezing.

Peak Cut Function*2

Sets the peak current value to reduce power consumption.

Mode	Ratio to reduce power consumption
1	100%
2	75%
3	50%
4	Almost 0%

* Please refer to page W-054 and W-055 for optional parts information.



Safety Features

Anti-Legionella Function

Prevents the growth of Legionella bacteria in the DHW tank to supply safe and clean hot water at all times.

DHW tank 300 L

Anti-Freeze Function

When the outside temperature drops below a specified level, the compressor will self-activate and water will also be automatically circulated to prevent freezing.

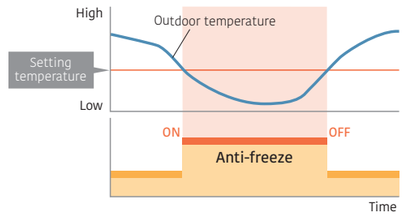

Emergency Operation

If an outdoor unit fails to operate, a built-in backup heater or an external boiler is activated to supply an uninterrupted supply of hot water to the house.

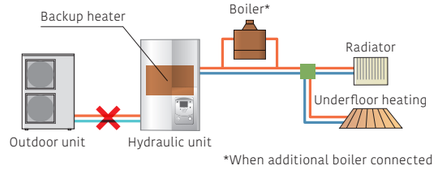

*When additional boiler connected

Error and Maintenance Alarm

Enables quick error-handling services and maintenance

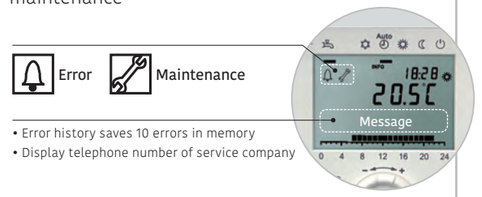

- Error history saves 10 errors in memory
- Display telephone number of service company

Type-**B**

Simple Installation

Presetting Configurations

A controller installed makes it easy to configure the system without having to set each component or unit individually.

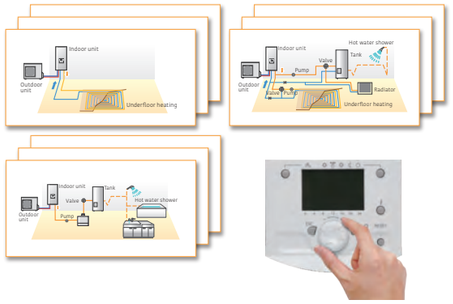

8 simple patterns for system presetting
(Pair of heating: 12 patterns)

Configuration (Parameter 5700)	Installation type
Presetting 1	1 heating circuit
Presetting 2	2 heating circuits
Presetting 3	1 heating circuit with boiler backup
Presetting 4	2 heating circuits with boiler backup
Presetting 5	1/2 heating circuit with buffer control
Presetting 6	1/2 heating circuit with buffer control and boiler backup
Presetting 7	Cascade connection Primary
Presetting 8	Cascade connection A
Presetting 9	Cascade connection B/C

- DHW & solar control auto detection
- Cascade connection only available in High Power models.

Outdoor Temperature Simulation

It verifies that each unit operates properly under the set conditions and expected outdoor air temperature when the system is actually assembled.

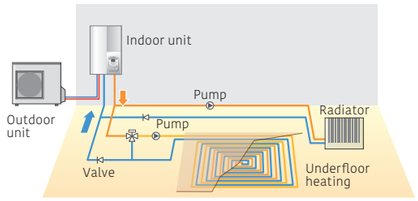

The outdoor temperatures can be simulated in the range of -50°C to +50°C.

Concrete Floor Drying

Allows the concrete surrounding the hot-water pipes to dry more quickly, shortening the construction period for underfloor heating installations.

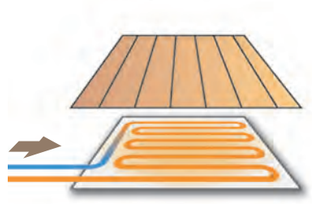

Set temperature
Maximum 75°C

Set period
Maximum 25 days

Controller with a large liquid crystal display and buttons for easy function settings

Large display
Shows all the information items related to the operation mode:
•Clock •Temperature •DHW •Message •Service/maintenance •Timer menu



Main operation flow and settings for installers and end users

		Flow Chart	Example Item
Installers	1	Install Settings	Pump speed setting, Configuration, Heating curve setting, Heat pump shut off
	2	Option Settings	Cooling Kit, DHW Kit, Boiler Kit
	3	Convenient Function	Automatic heating curve settings, Underfloor controlled driving, Outdoor temperature adjustment, Maintenance period settings
	4	Workout Settings	Outdoor temperature simulator
	5	Confirmation	Checking operation (Heating and cooling, DHW, option)
End users	6	User Settings	Date and time, Time program, Operation temperature settings

Easy Installation & Maintenance

- All hydraulic safety and control components are built in with no additional selection required.
- Lifting bars for installation free of difficulty or risk
- Easy access for maintenance
- Refrigerant pump down operation

Maintenance Support

Diagnostics functions for troubleshooting

Error display

How to check for the errors displayed:



If an error occurs,
the controller will display an error symbol.

Detailed information displayed
•Error code
•Error designation
•Clear text info (UART)

Press "Info" button

Indoor unit error

If an error occurs, the green and red indicator lamp will blink along with the cause of the error.

Indicator lamp 2 (GREEN)
Indicator lamp 1 (RED)

Confirm the number of blinks.

Outdoor unit error

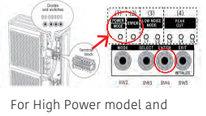

For High Power model and Super High Power model

If an error occurs,
POWER ON
MODE
ERROR Blinks rapidly

Confirm the blink code in the error code indication.

Check the error code table

Type-B

Control Overview

To meet the diverse needs of customers, we offer a variety of control options, such as individual control and remote control options.

Individual Control

Wireless room thermostat (option)
UTW-C58XD

Wired room thermostat (option)
UTW-C55XA

Wired remote controller (option)
UTW-C74TXF*1
UTW-C74HXF*1

RF module

UTW-MRCXD

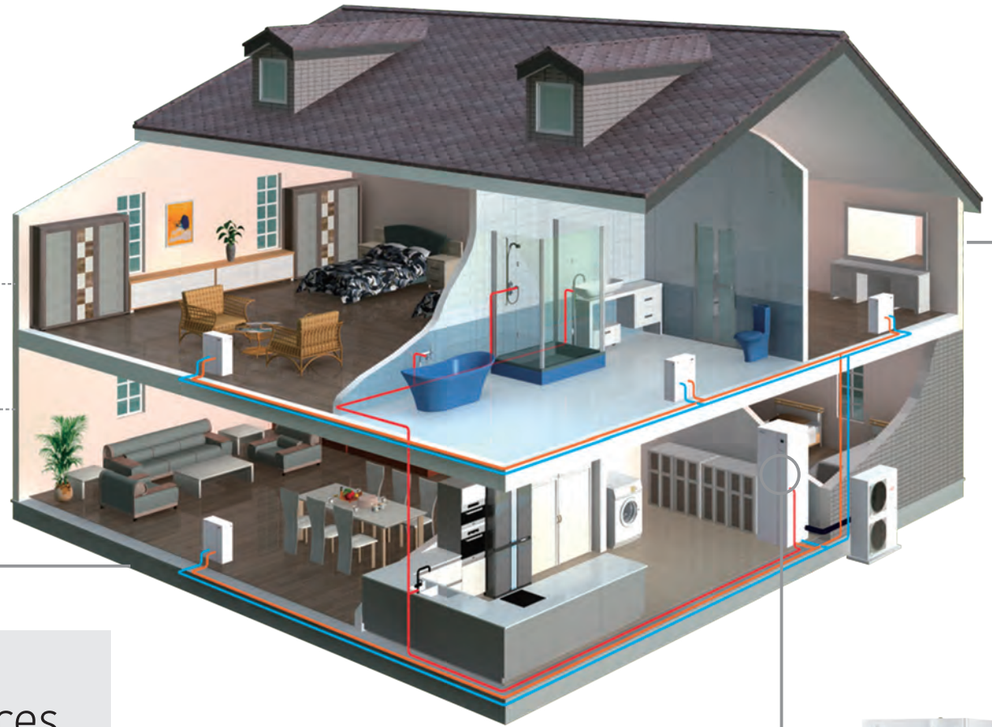

Service & Maintenance Tool

Web server (option)
UTW-KW1XD
UTW-KW4XD

Service tool (option)

UTW-KPSXD*3
software

or

LPB clip (option)
UTW-KL1XD

UTW-KSTXD*4

*3: UTW-KW1XD or UTW-KW4XD is required for the connection.
*4: UTW-KL1XD is required for the connection.

Adapters for External Devices

Web server (option)
UTW-KW1XD
UTW-KW4XD

MODBUS® clip (option)
UTW-KMBXJ*2

Internet

Remote control system

Smart device control

Home automation system

* Please refer to page W-038 and W-039 for system compatibility information.

Super High Power series Indoor unit

Indoor unit Controller

Easy-to-set operation modes
- Selecting the heating mode and domestic hot water (DHW) operation

Large liquid crystal display
- Shows operation status
- Shows error messages
- Messages in plain text

Navigation and settings
- Select from heating menu
- Setting Time program

HMI Kit (option)
UTW-KHMXE
Supports multiple languages

Type-B

Optional Parts Overview

Various optional parts are available to use ATW according to needs and environments.



for Locally units

UTW-KZSXE*1

Second Circuit Kit
It can supply hot water at different temperatures to each two types of heating equipment, such as radiators and underfloor heating.

UTW-KZDXE*1

UTW-KZSXJ

UTW-KZDXJ

Boiler Connection Kit
It can build hybrid systems using both boilers and heat pumps. Boiler and heat pumps are switched according to outside air temperature.

UTW-KBSXD

UTW-KBDXD

UTW-KBSXJ

*1: The UTW-KREXD (Regulation Extension Kit) is not included but is required for connection.

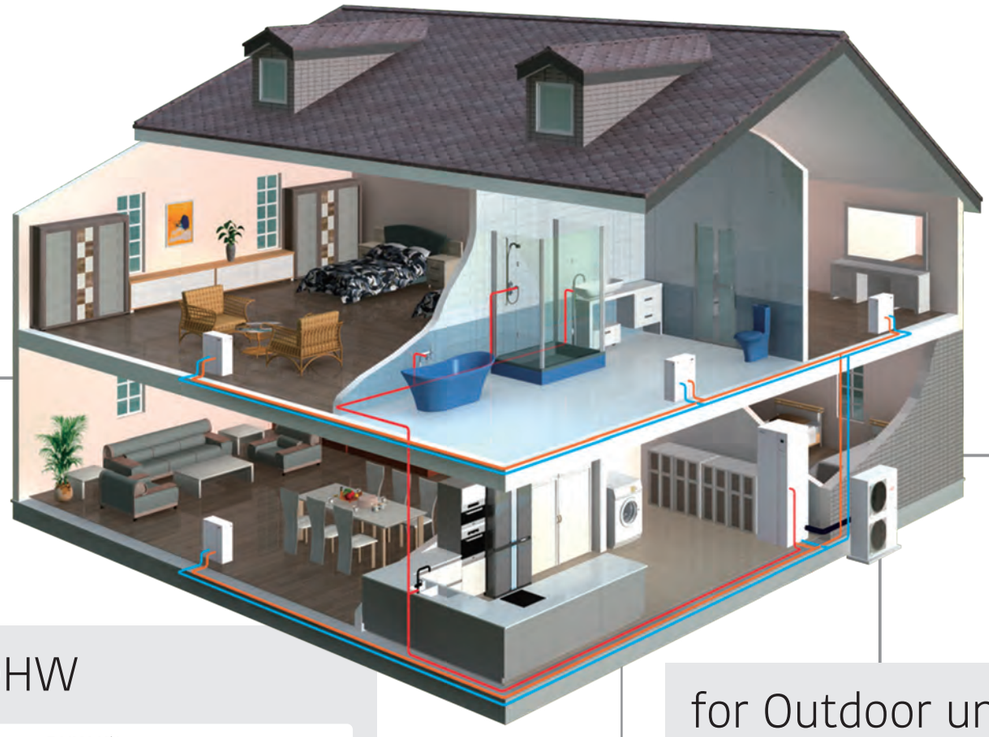

for DHW

DHW Kit
UTW-KDWXD (External)
Required to connect locally purchased DHW tanks to Air to Water.

DHW Tank
200 Liters: UTW-T20AXH / UTW-T20BXH
300 Liters: UTW-T30AXH / UTW-T30BXH
The BXH series is a more efficient tank than the AXH series.

UTW-KDEXE

UTW-KDEXL

DHW Expansion Kit
The expansion vessel(18L) for connection to DHW water pipe.

for Outdoor unit

Drain Pan
UTW-KDPXB
It is used to collect and drain condensation water generated by outdoor unit.

External Connection Kit
UTY-XWZXZ2 / UTY-XWZXZ3
The signal input (low noise mode, peak cut) and signal output (compressor operation, base pan heater control) for outdoor unit are possible externally.

for Indoor unit

Circulating Pump
UTW-PHFXG
The high-output pump for replacement of the standard pump in the hydraulic unit. It can be used in properties with longer and more complex water pipe.

Cascade Master/Slave Kit
Up to 3 indoor units can be connected for large-capacity use. It is need to install a primary kit in one unit and a secondary kit in one or two other units.

Cascade Master Kit (incl. LPB clip)

Cascade Slave Kit (incl. LPB clip)

Cooling Kit
Required when using ATW also for cooling operation. It is used to prevent condensation occurring in the indoor unit.

UTW-KCLXD

UTW-KCLXL

Electrical Back Up Heater Replay
UTW-KBHXL
It allows the backup heater for heating at 3 kW as standard can be used at 6 kW.

Type-B Optional Parts List

Product Name	Model Name	Split Type												Split DHW Integrated Type											
		Super High Power			High Power					R32 Comfort				Super High Power			High Power					R32 Comfort			
		1Ø	3Ø		1Ø		3Ø			1Ø				1Ø	3Ø		1Ø		3Ø			1Ø			
		16	15	17	11	14	11	14	16	5	6	8	10	16	15	17	11	14	11	14	16	5	6	8	10
Second Circuit Kit	UTW-KZSXE	–	–	–	●*1	●*1	●*1	●*1	●*1	●*1	●*1	●*1	●*1	–	–	–	–	–	–	–	–	–	–	–	–
	UTW-KZDXE	–	–	–	–	–	–	–	–	–	–	–	–	–	–	–	●*1	●*1	●*1	●*1	●*1	●*1	●*1	●*1	●*1
	UTW-KZSXJ	●	●	●	–	–	–	–	–	–	–	–	–	–	–	–	–	–	–	–	–	–	–	–	–
	UTW-KZDXJ	–	–	–	–	–	–	–	–	–	–	–	–	●	●	●	–	–	–	–	–	–	–	–	–
Boiler Connection Kit	UTW-KBSXD	–	–	–	●	●	●	●	●	●	●	●	●	–	–	–	–	–	–	–	–	–	–	–	–
	UTW-KBDXD	–	–	–	–	–	–	–	–	–	–	–	–	–	–	–	●	●	●	●	●	●	●	●	●
	UTW-KBSXJ	●	●	●	–	–	–	–	–	–	–	–	–	●	●	●	–	–	–	–	–	–	–	–	–
Balancing vessel	UTW-TEVXA	●	●	●	●	●	●	●	●	●	●	●	●	●	●	●	●	●	●	●	●	●	●	●	●
DHW Kit	UTW-KDWXD (External)	●	●	●	●	●	●	●	●	●	●	●	●	—*2	—*2	—*2	—*2	—*2	—*2	—*2	—*2	—*2	—*2	—*2	—*2
DHW tank (200 Liters / 300 Liters)	UTW-T20AXH UTW-T30AXH	●	●	●	●	●	●	●	●	●	●	●	●	—*2	—*2	—*2	—*2	—*2	—*2	—*2	—*2	—*2	—*2	—*2	—*2
DHW tank (200 Liters / 300 Liters)	UTW-T20BXH UTW-T30BXH	●	●	●	●	●	●	●	●	●	●	●	●	—*2	—*2	—*2	—*2	—*2	—*2	—*2	—*2	—*2	—*2	—*2	—*2
DHW Expansion Kit	UTW-KDEXE	–	–	–	–	–	–	–	–	–	–	–	–	●	●	●	●	●	●	●	●	–	–	–	–
	UTW-KDEXL	–	–	–	–	–	–	–	–	–	–	–	–	–	–	–	–	–	–	–	–	●	●	●	●
Circulating pump	UTW-PHFXG	●	●	●	●	●	●	●	●	–	–	–	–	●	●	●	●	●	●	●	●	–	–	–	–
Cooling Kit	UTW-KCLXD	●	●	●	●	●	●	●	●	●	●	●	●	●	●	●	●	●	●	●	●	–	–	–	–
	UTW-KCLXL	–	–	–	–	–	–	–	–	–	–	–	–	–	–	–	–	–	–	–	–	●	●	●	●
Regulation Extension Kit	UTW-KREXD	●	●	●	●	●	●	●	●	●	●	●	●	●	●	●	●	●	●	●	●	●	●	●	●
Drain pan	UTW-KDPXB	–	–	–	–	–	–	–	–	●	●	●	–	–	–	–	–	–	–	–	–	●	●	●	–
Cascade Master Kit (incl. LPB clip)	UTW-KCMXE	–	–	–	●	●	●	●	●	–	–	–	–	–	–	–	–	–	–	–	–	–	–	–	–
Cascade Slave Kit (incl. LPB clip)	UTW-KCSXE	–	–	–	●	●	●	●	●	–	–	–	–	–	–	–	–	–	–	–	–	–	–	–	–

Product Name	Model Name	Split Type												Split DHW Integrated Type											
		Super High Power			High Power					R32 Comfort				Super High Power			High Power					R32 Comfort			
		1Ø	3Ø		1Ø		3Ø			1Ø				1Ø	3Ø		1Ø		3Ø			1Ø			
		16	15	17	11	14	11	14	16	5	6	8	10	16	15	17	11	14	11	14	16	5	6	8	10
HMI Kit	UTW-KHMXE	●*3	●*3	●*3	●*3	●*3	●*3	●*3	●*3	●*3	●*3	●*3	●*3	●*3	●*3	●*3	●*3	●*3	●*3	●*3	●*3	●*3	●*3	●*3	●*3
Remote controller (Wired)	UTW-C74TXF	●*3	●*3	●*3	●*3	●*3	●*3	●*3	●*3	●*3	●*3	●*3	●*3	●*3	●*3	●*3	●*3	●*3	●*3	●*3	●*3	●*3	●*3	●*3	●*3
	UTW-C74HXF	●*3	●*3	●*3	●*3	●*3	●*3	●*3	●*3	●*3	●*3	●*3	●*3	●*3	●*3	●*3	●*3	●*3	●*3	●*3	●*3	●*3	●*3	●*3	●*3
Room thermostat (Wired)	UTW-C55XA	●	●	●	●	●	●	●	●	●	●	●	●	●	●	●	●	●	●	●	●	●	●	●	●
Room thermostat (Wireless)	UTW-C58XD	●*4	●*4	●*4	●*4	●*4	●*4	●*4	●*4	●*4	●*4	●*4	●*4	●*4	●*4	●*4	●*4	●*4	●*4	●*4	●*4	●*4	●*4	●*4	●*4
Outdoor sensor transmitter	UTW-MOSXD	●*4	●*4	●*4	●*4	●*4	●*4	●*4	●*4	●*4	●*4	●*4	●*4	●*4	●*4	●*4	●*4	●*4	●*4	●*4	●*4	●*4	●*4	●*4	●*4
RF modules (for BSB-Port)	UTW-MRCXD	●	●	●	●	●	●	●	●	●	●	●	●	●	●	●	●	●	●	●	●	●	●	●	●
Web server	UTW-KW1XD	●*5	●*5	●*5	●*5	●*5	●*5	●*5	●*5	●*5	●*5	●*5	●*5	●*5	●*5	●*5	●*5	●*5	●*5	●*5	●*5	●*5	●*5	●*5	●*5
	UTW-KW4XD	–	–	–	●*5	●*5	●*5	●*5	●*5	–	–	–	–	–	–	–	–	–	–	–	–	–	–	–	–
LPB clip	UTW-KL1XD	●	●	●	●	●	●	●	●	●	●	●	●	●	●	●	●	●	●	●	●	●	●	●	●
MODBUS® clip	UTW-KMBXJ	–	–	–	●*6	●*6	●*6	●*6	●*6	–	–	–	–	–	–	–	–	–	–	–	–	–	–	–	–
Service tool (incl. OCI700 Adapter)	UTW-KSTXD	●*7	●*7	●*7	●*7	●*7	●*7	●*7	●*7	●*7	●*7	●*7	●*7	●*7	●*7	●*7	●*7	●*7	●*7	●*7	●*7	●*7	●*7	●*7	●*7
Service tool software	UTW-KPSXD	●*8	●*8	●*8	●*8	●*8	●*8	●*8	●*8	●*8	●*8	●*8	●*8	●*8	●*8	●*8	●*8	●*8	●*8	●*8	●*8	●*8	●*8	●*8	●*8
External Connect Kit	UTY-XWZXZ2	–	–	–	●	●	●	●	●	–	–	–	–	–	–	–	●	●	●	●	●	–	–	–	–
	UTY-XWZXZ3	●	●	●	–	–	–	–	–	–	–	–	–	●	●	●	●	–	–	–	–	–	–	–	●
Electrical backup heater relay	UTW-KBHXL	–	–	–	–	–	–	–	–	●	●	●	●	–	–	–	–	–	–	–	–	●	●	●	●

*1: The UTW-KREXD (Regulation Extension Kit) is not included but is required for connection.
*2: Split DHW integrated type supplies DHW without the DHW Kit and DHW tank.
*3: Includes 21 languages with no need to prepare an RC for Eastern Europe separately.
C74TXF has a built-in room temperature sensor. C74HXFhas a built-in room temperature and humidity sensor.
*4: UTW-MRCXD (RF modules) is required for the connection.
*5: The connection of UTW-KW4XD for simultaneous control of multiple ATW units is only possible for cascade systems.
*6: Additional Spare parts 9708302034 (Analogue interface PCB) and 109696 (connection wire) are required.
*7: UTW-KL1XD (LPB clip) is required for the connection.
*8: UTW-KW1XD or UTW-KW4XD (Web server) is required for the connection.

●: Available —: Not Available

Light Commercial & Residential

SPLIT & MULTI-SPLIT

Energy saving design to provide a comfortable indoor environment while being environment-friendly.

These are air conditioners that are both user-friendly and environment-friendly. General air conditioners cater to a wide range of needs, from living rooms, bedrooms, stores, small offices, through to hotels.

SPLIT
- Refrigerant R32 Models
  - Wall-Mounted
  - Cassette
  - Duct
  - Floor
  - Ceiling
- Refrigerant R410A Models
  - Duct

MULTI-SPLIT
- Refrigerant R32 Models
  - 2-unit to 5-unit Multi-Split
  - Simultaneous Multi-Split Twin/Triple
  - Simultaneous Multi-Split Twin/Triple/Double Twin
- Refrigerant R410A Models
  - 6-unit Multi-Split
  - Simultaneous Multi-Split Twin/Triple/Double Twin

SPLIT & MULTI-SPLIT

SPLIT & MULTI-SPLIT

Light Commercial & Residential

Light Commercial & Residential

SPLIT

S-004 Split Overview
S-006 Indoor Units Lineup
S-010 Features
S-015 Features Explanation
S-060 Wall-mounted Specifications
S-063 ECO Series Lineup Specifications
S-068 Feature Summary

Refrigerant R32 Models

Wall-Mounted - Built in WLAN adapter model

S-016 Designer Range
– High Spec & Design
– Cool Beauty Design
S-020 Standard Range – High-Efficiency & Comfort
S-022 ECO Range – Compact Size

Wall-Mounted

S-024 Standard Range
– High-Efficiency & Large Room
S-028 ECO Range
– Compact Size
– Comfort for Large Room
– Cooling-enhanced type

Cassette

S-034 Compact 4-way Flow Range – Compact Size
S-036 Circular Flow Range – Comfort for Large Room

Duct

S-038 Slim Duct – Slim Design
S-040 Medium Static Pressure Duct
– High-Efficiency & Comfort
– Compact Size
– Standard
S-050 High Static Pressure Duct

Floor, Ceiling

S-056 Floor – Compact Size
S-058 Ceiling

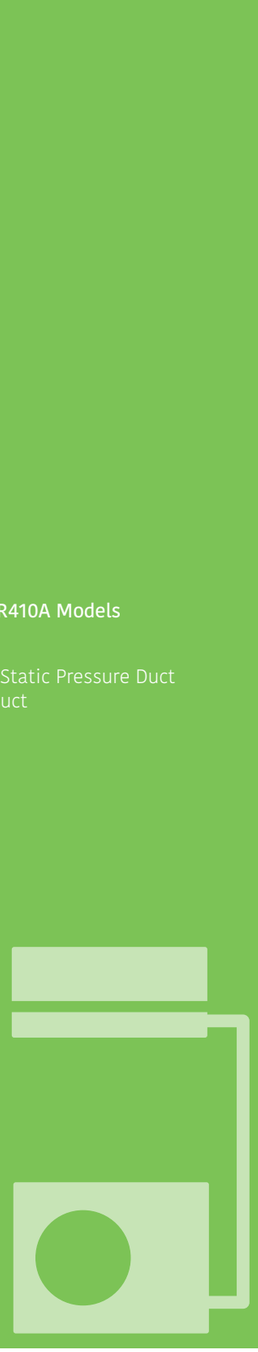



Refrigerant R410A Models

Duct

S-052 High Static Pressure Duct
S-054 Big Duct

Split Overview

General provides its customers with 5 types and 86 models of air conditioning systems perfect for various customer applications and layouts.

Existing Pipes can be Reused If They Meet Our Guidelines

Please consult with our regional sales subsidiaries for details.

Cautions When Reusing The Existing Pipes

- The thickness of the pipes must be 0.8 mm or thicker in accordance with the pipe diameter.
- Use flares that have been reworked to be compatible with the new refrigerant, and are compliant with ISO 14903.
- Select suitable wire in accordance with the installation manual of the new air conditioning unit.
- When pump-down is not possible or when the inner pipe walls are dirty, make sure to clean the pipes before connecting new ones.
- When using different diameters pipes from the standard sizes,
  - The performance may not reach the published specification value.
  - Dedicated flare nuts compliant with ISO 14903 should be procured locally.
  - Restrictions apply to pipe lengths, refrigerant volumes, and room sizes.

Wall-Mounted

Simple and easy to install, all models, are expertly designed to control airflow and save energy. The design, with its flat and simple appeal, perfectly matches room interiors. All models use the environmentally friendly refrigerant R32.

Duct

The main unit is hidden in the wall, making the room look neat and tidy. The lineup also includes slim duct models that can be installed in narrow spaces such as between beams and under ceilings. Large models, suitable for air conditioning vast spaces, allow multiple outlets to be installed in just one unit, and are perfect for atypical room layouts.

Cassette

The Cassette type, which blends in perfectly with the interior design, blows air in all four directions to create an even air-conditioning for the entire space. We have a variety of series including Compact models with a uniquely designed panel to match grid ceilings, and Circular Flow models that send airflow in a 360° direction.

Floor

The compact and slim design makes this model suitable for installation in commercial as well as residential buildings.
This model is also recommended as a heating device because it delivers a warm airflow from both the top and bottom outlets.

Ceiling

As with the wall-mounted unit, ceiling installation is very easy, and the unit's thin structure with a height of just 240 mm allows neat installation.
The powerful airflow that can reach far away from the wide outlet is perfect for large meeting rooms, audiovisual rooms, and other rectangular spaces with a lot of depth.

Indoor Units Lineup

EUROVENT CERTIFIED PERFORMANCE www.eurovent-certification.com

GENERAL HVAC Solutions Euro GmbH participates in the ECP program for AC. Check ongoing validity of certificate: www.eurovent-certification.com

Type	Range	Refrigerant	Model	Class 7	9	12	14	18	22	24	30	36	45	54	60	72	90
Wall-Mounted Built in WLAN adapter model	**Designer Range** Minimal Elegance Design	R32 Cooling & Heating	NEW KJ Series	ASEH07KJCAL ASEH07KJCALB	ASEH09KJCAL ASEH09KJCALB	ASEH12KJCAL ASEH12KJCALB	ASEH14KJCAL ASEH14KJCALB										
	Standard Range High-Efficiency & Comfort	R32 Cooling & Heating	KM Series	ASEH07KMCG ASEH07KMCG-B	ASEH09KMCG ASEH09KMCG-B	ASEH12KMCG ASEH12KMCG-B	ASEH14KMCG ASEH14KMCG-B										
	Standard Range High-Efficiency & Large Rooms	R32 Cooling & Heating	NEW KM Series					ASEH18KMTGL		ASEH24KMTGL							
	ECO Range Compact Size	R32 Cooling & Heating	KN Series	ASEH07KNCA	ASEH09KNCA	ASEH12KNCA											
	ECO Range Cooling-enhanced	R32 Cooling & Heating	NEW KL Series	ASEH07KLTBL	ASEH09KLTBL	ASEH12KLTBL											
	ECO Range Comfort for Large Rooms	R32 Cooling & Heating	NEW KL Series					ASEH18KLCBL		ASEH24KLCBL							
Wall-Mounted	**Standard Range** High-Efficiency & Large Rooms	R32 Cooling & Heating	KM Series								ASEH30KMTB	ASEH36KMTB					

Indoor Units Lineup

EUROVENT CERTIFIED PERFORMANCE www.eurovent-certification.com

GENERAL HVAC Solutions Euro GmbH participates in the ECP program for AC. Check ongoing validity of certificate: www.eurovent-certification.com

Type	Range		Refrigerant	Model	Class 7	9	12	14	18	22	24	30	36	45	54	60	72	90
Cassette	**Compact 4-way Flow Range** Fits grid ceiling		R32 Cooling & Heating			AUXG09KVLA	AUXG12KVLA	AUXG14KVLA	AUXG18KVLA	AUXG22KVLA	AUXG24KVLA							
	Circular Flow Range Comfort for Large Rooms		R32 Cooling & Heating	18/22/24 30/36/45/54					AUXG18KRLB	AUXG22KRLB	AUXG24KRLB	AUXG30KRLB	AUXG36KRLB	AUXG45KRLB	AUXG54KRLB			
Duct	**Low Static Pressure Range**	Slim Type ESP up to 90 Pa Ultra-slim 198 mm with built-in drain pump.	R32 Cooling & Heating	09/12/14 18		ARXG09KLLAP	ARXG12KLLAP	ARXG14KLLAP	ARXG18KLLAP									
	Medium Static Pressure Range	High-Efficiency & Comfort ESP up to 150 Pa The slimmest medium static pressure duct – only 240 mm with built-in drain pump.	R32 Cooling & Heating	12/14/18 22/24 30/36/45/54			ARXH12KMTAP	ARXH14KMTAP	ARXH18KMTAP	ARXH22KMTAP	ARXH24KMTAP	ARXH30KMTAP	ARXH36KMTAP	ARXH45KMTAP	ARXH54KMTAP			
		Standard ESP up to 150 Pa	R32 Cooling & Heating							ARXG22KMLB	ARXG24KMLA	ARXG30KMLA	ARXG36KMLA	ARXG45KMLA				
	High Static Pressure Duct	Compact Size ESP up to 200 Pa Compact 300 mm design with integrated drain pump for easy installation.	R32 Cooling & Heating	12/14 18/22/24/30 36/45/54			ARXG12KHTAP	ARXG14KHTAP	ARXG18KHTAP	ARXG22KHTAP	ARXG24KHTAP	ARXG30KHTAP	ARXG36KHTAP	ARXG45KHTAP	ARXG54KHTAP			
		Standard ESP up to 250 Pa	R32 Cooling & Heating											ARXG45KHTB	ARXG54KHTB			
		High-Efficiency & Comfort ESP up to 260 Pa	R32 Cooling & Heating	NEW												ARXH60KHTA		
			R410A Cooling & Heating													ARYG60LHTA		
		High-Efficiency ESP up to 200 Pa	R32 Cooling & Heating	NEW													ARXH72KHTA	ARXH90KHTA
		Standard ESP up to 200 Pa* (*72:150 Pa)	R410A Cooling & Heating														ARYG72LHTA	ARYG90LHTA
Floor Compact & Comfort **Built in WLAN adapter model**			R32 Cooling & Heating			AGEH09KVCCL	AGEH12KVCCL	AGEH14KVCCL										
Ceiling			R32 Cooling & Heating	18/22 24/30 36/45/54					ABEG18KRTA	ABEG22KRTA	ABEG24KRTA	ABEG30KRTA	ABEG36KRTA	ABEG45KRTA	ABEG54KRTA			

Features

High-Efficiency

ALL DC All DC Inverter Technology

DC twin-rotary compressor

DC Twin-Rotary Compressor

A high-efficiency 2-cylinder rotary compressor with a DC inverter optimizes the internal structure of the compressor to achieve higher energy efficiency compared to similar compressors.

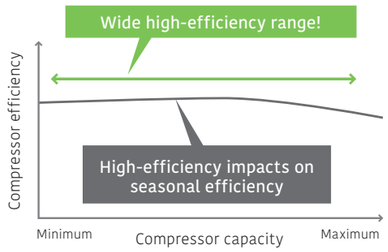

DC Fan Motor

The DC fan motor produces high power, a wide operating range, and high-efficiency.

DC fan motor

Sine-Wave DC Inverter Control

High-efficiency operation is realized by using sine-wave DC inverter control.

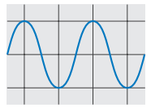

Heat Exchanger for Wall-Mounted

High-density multipath heat exchanger

Thinner and denser heat exchangers and multipath efficiency technology have substantially improved heat exchange performance.

High-performance sub-cool heat exchanger

A counter-type bypass circuit has been incorporated to achieve a higher performance. (Large multi-split type, VRF)

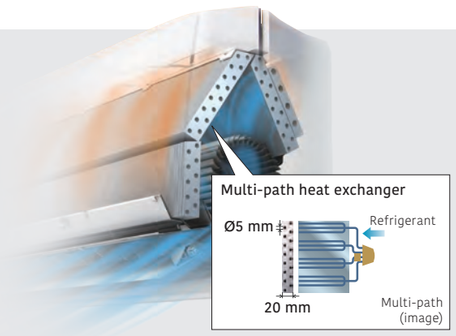

High Energy Saving

Occupancy Sensor Control

The Occupancy sensor monitors the movements of people in a room and operates the air conditioner at a lower capacity when people leave the room. When people come back to the room, it automatically returns to the previous operating mode.

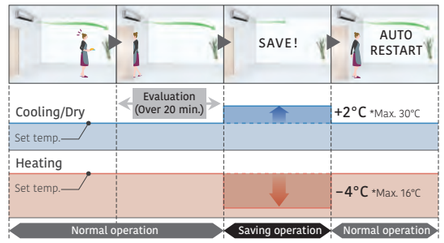

Economy Operation

Limits maximum operation, reducing the power consumption, and thereby suppressing the maximum load.

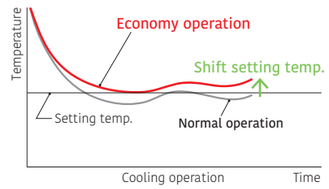

Setting Temperature Range Limitation

The minimum and maximum temperature range can be set giving further energy savings while considering the comfort of the occupants.

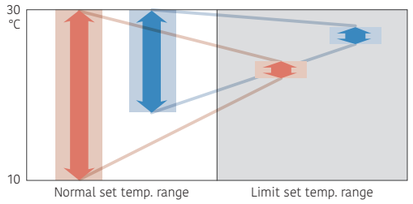

Set Temperature Auto Return

- The set temperature automatically returns to the previously set temperature.
- The time range in which the set temperature can be changed is from 10 to 120 minutes.

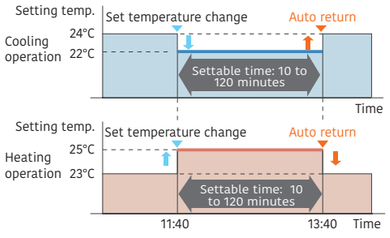

Auto-Off Timer

- The indoor unit is automatically turned off when it reaches a preset operating time frame.
- The time frame of the Auto-off timer can be flexibly scheduled.
- Auto-off times can be set from 30 to 240 minutes.

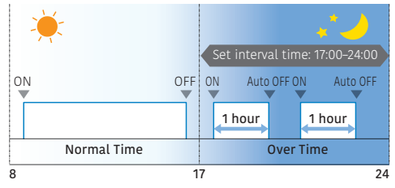

More Comfort

Powerful Operation

Maximum airflow and maximum compressor speed are maintained for the period necessary to reach the set temperature quickly.

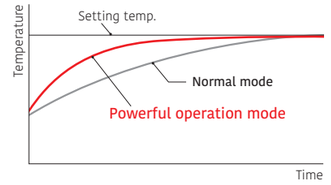

10°C Heat

After a person has left the room, the system switches to minimum heating operation to maintain the room temperature. (Maintained at 10°C)

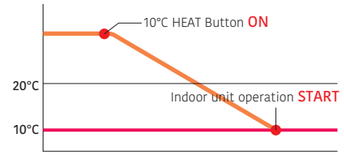

Wireless LAN Control

Users can control their air conditioners from anywhere with their mobile devices while out or on the move.

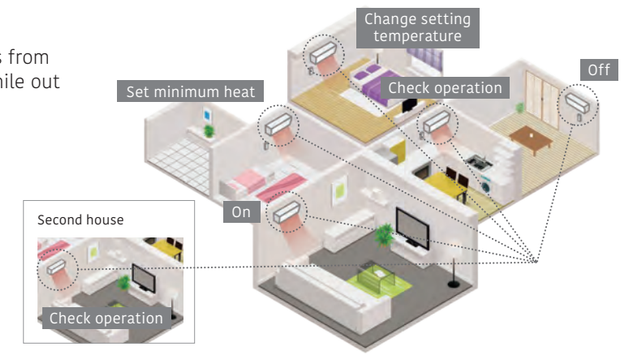



Individual Airflow Direction Control

Circular airflow to achieve uniform air conditioning without temperature unevenness in workspaces

Quiet and Comfort Control

Low Noise Technology

Outdoor Unit Fan

Outdoor unit fan design with a small separation vortex, minimized air volume by fan control, and top-class low noise



Air Stabilizer in Duct

Low-noise duct structure with a built-in air stabilizer



Outdoor Unit Low Noise Operation

Users can choose low noise levels, depending on the installation environment. Operation time can be set by timer.

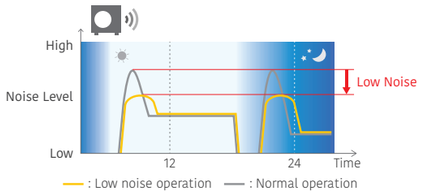

*During Outdoor unit low noise operation, the maximum capacity is reduced, so it may take longer for the room to warm up.

*Even if Outdoor unit low noise operation is set, the operating noise may not decrease if the room temperature is close to the set temperature.

Auto Changeover

In an auto setting, the system automatically switches between cooling and heating modes according to the set temperature and room temperature.

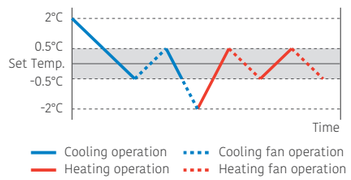

Fresh Air Intake for Cassette, Duct, Ceiling

Fresh air is taken in by a fan connected to an external control unit.

Fresh Air Intake Kit

Feature Explanation

Energy-Saving Features

Save Occupancy Sensor
The Occupancy sensor detects the movement of people in the room and determines whether to switch to energy saving operation.

Occupancy Sensor Control
The Occupancy sensor (option) detects movement of people in the room and decides whether to save energy or stop the unit.

Economy Operation
The thermostat setting is adjusted automatically according to the room temperature to avoid unnecessary cooling or heating.

Setting Temperature Range Limitation
Sets the minimum and maximum limits on room temperature to establish the right balance between energy saving and a comfortable environment.

Set Temperature Auto Return
The setting temperature automatically returns to the previously set temperature.

Features for Comfort

Powerful Operation
Operation at maximum air flow and compressor speed, that quickly makes the room comfortable.

10°C Heat
The room temperature can be set to go no lower than 10°C, thus ensuring that the room does not get too cold when not occupied.

Outdoor Unit Low Noise Operation
The noise level of the outdoor unit can be selected.

Auto Changeover
The unit automatically switches between heating and cooling modes based on the temperature setting and the room temperature.

UP/DOWN Swing Louver
The vertical louver automatically swings up and down.

Double Swing Automatic
Complex swing action of the louver enables automatic swing in both the left/right and up/down directions.

Automatic Fan Speed
A micro-computer automatically adjusts the airflow to follow the changes in room temperature.

Auto Restart
In the event of a temporary power failure, the air conditioner will automatically restart in the same operating mode as before, once the power supply is restored.

Connectable Fresh Air Duct
Outside air can be introduced by attaching a locally purchased duct to the fresh air knockout and an optional part.

Fresh Air Intake
Fresh air can be taken in by a fan connected to an external control unit.

Connectable Distributing Duct
Locally purchased branch ducts can be attached to the systems to distribute the airflow.

Individual Airflow Direction Control
Each louver of a 4-way Cassette type can be controlled individually to provide comfortable airflow.

Convenience Features

Auto-Off Timer
Automatically stops operation when a fixed time has elapsed from the start of operation.

Sleep Timer
A micro-computer gradually changes the room temperature automatically to promote a comfortable night's sleep.

Program Timer
This digital timer allows selection of one of four options: ON, OFF, ON » OFF, or OFF » ON.

Weekly Timer
Different ON-OFF times can be set for each day.

Weekly & Temperature Setback Timer
Weekly & Temperature setback timer can set the temperature for 2-time spans and for each day of the week.

Filter Sign
Indicates the filter cleaning period by blinking.

External Error Output

External ON/OFF Input

Wireless LAN Control
The optional WLAN adapter enables the air conditioner to be operated by smartphone or tablet PC from outside the home.

Multi System Control
Operation using "Lead Lag Operation", "Back up operation", "Lag Operation" is possible. (Page C-011)

Special Cooling
Special Cooling" is a function that supports the operation of "Multi System Control".

Individual auto
To accommodate Europe's temperature differences between day and night, the system has a function that allows users to set separate temperatures for cooling and heating and automatically switches between them.

Clean Features

Ion Deodorization Filter
The filter deodorizes by powerfully decomposing absorbed odors using the oxidizing and reducing effects of ions generated by an ultra-fine-particle ceramic.

Apple-Catechin Filter
The Apple-catechin filter uses static electricity to clean fine particles and dust from the air.

Long-Life Filter

Washable Panel
Since the front panel is easy to remove, maintenance is also easy.

Silver Ion Filter
The Silver ion filter helps to keep indoor air free from viruses, bacteria and molds.

Heat Clean
Heats the heat exchanger (aluminum fins) inside the air conditioner to over 55°C, along with any accumulated water, to quickly and effectively clean it.

Installation / Support

Automatic Airflow Adjustment
Automatically detects required airflow in each application case and adjusts the volume.

Drain Pump As Standard

Blue Fin

Refrigerant Cycle Monitor
The values of each sensor and actuator can be displayed, and the status of the refrigeration cycle can be checked.

All DC models

SPLIT

NEW

KJ Series

Wall-Mounted

Built-in WLAN adapter model

Designer Range

Minimal Elegance Design

REFRIGERANT R32

reddot winner 2026

ALL DC

Save | Economy | Set Temp. | Powerful | 10°C HEAT | Low Noise | Auto Changeover | Up/Down | Double | Adjust | Restart

Sleep | Program | Weekly | Filter | LAN | Individual | ION | AF | Washable | Heat Clean | Blue Fin

Minimal Elegance

The clean lines and strong, elegant curves give it an elegant look. Its compact width allows it to be installed in narrow spaces such as above doors.

High Energy Saving

High-efficiency has been achieved by the lambda-shaped heat exchanger, large cross-flow fan, and the R32 refrigerant.

Class Cooling A+++ Heating A+++ *07 model

SEER 9.60* *07 model

SCOP 5.10* *07 model

Heat Clean

Heats the heat exchanger (aluminum fins) inside the air conditioner to over 55°C along with any accumulated water to quickly and effectively clean it. It is also effective against mold that has adhered to the unit.*





Test organization name: Kitasato Research Center for Environmental Science
Report No.: KRCES - Bio. Test Report No. 2025_1003. Mold control rate: 99% or higher after heat clean operation.
*Tested on actual equipment. (12 model) Results may vary based on usage, seasonal, and environmental variables.

INDIVIDUAL AUTO

To accommodate Europe's temperature differences between day and night, the system has a function that allows users to set separate temperatures for cooling and heating and automatically switches between them.

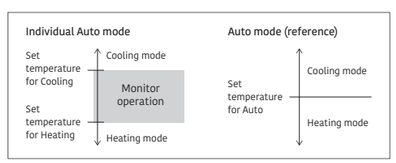

Equipped with Occupancy Sensor

The Occupancy sensor monitors the movements of people in a room and operates the air conditioner at a lower capacity when people leave the room. When people come back to the room, it automatically returns to the previous operating mode.

Model: ASEH07KJCAL / ASEH09KJCAL / ASEH12KJCAL / ASEH14KJCAL
ASEH07KJCALB / ASEH09KJCALB / ASEH12KJCALB / ASEH14KJCALB

REFRIGERANT R32

WLAN adapter (Built-in)

Wireless RC

GOOD DESIGN

Specifications

Model name	Indoor unit			ASEH07KJCAL ASEH07KJCALB	ASEH09KJCAL ASEH09KJCALB	ASEH12KJCAL ASEH12KJCALB	ASEH14KJCAL ASEH14KJCALB
	Outdoor unit			AOEH07KJCA	AOEH09KJCA	AOEH12KJCA	AOEH14KJCA
Power Source				Single phase, 230V, ~50Hz			
Capacity	Cooling	Rated	kW	2.0	2.5	3.4	4.2
		Min-Max		0.9-3.0	0.9-3.2	0.9-3.9	0.9-4.3
	Heating	Rated		2.5	2.8	4.0	5.2
		Min-Max		0.9-3.6	0.9-4.5	0.9-5.4	0.9-5.9
Input Power	Cooling/Heating		kW	0.400 / 0.500	0.550 / 0.600	0.870 / 0.950	1.260 / 1.400
EER	Cooling		W/W	5.00	4.55	3.91	3.33
COP	Heating			5.00	4.67	4.21	3.71
Pdesign	Cooling/Heating(-10°C)		kW	2.0 / 2.3	2.5 / 2.4	3.4 / 2.5	4.2 / 4.0
SEER	Cooling		W/W	9.60	9.20	8.70	7.90
SCOP	Heating (Average)			5.10	5.10	5.10	4.60
Energy Efficiency Class	Cooling			A+++	A+++	A+++	A++
	Heating (Average)			A+++	A+++	A+++	A++
Max. Operating Current	Cooling/Heating		A	6.5 / 9.0	6.5 / 9.0	6.5 / 9.0	7.0 / 9.0
Annual Energy Consumption	Cooling		kWh/a	73	95	137	186
	Heating			631	658	685	1,216
Moisture Removal			l/h	1.0	1.0	1.5	1.6
Sound Pressure Level	Indoor (Cooling)	H/M/L/Q	dB(A)	36 / 31 / 24 / 19	38 / 31 / 24 / 19	41 / 34 / 25 / 20	45 / 35 / 25 / 20
	Indoor (Heating)	H/M/L/Q		38 / 31 / 24 / 20	38 / 31 / 24 / 20	41 / 34 / 25 / 21	44 / 35 / 25 / 21
Sound Power Level	Outdoor(Cooling/Heating)	High		42 / 42	44 / 44	47 / 47	47 / 52
	Indoor(Cooling/Heating)	High		51 / 52	52 / 52	56 / 56	59 / 59
	Outdoor(Cooling/Heating)	High		55 / 54	56 / 55	58 / 59	59 / 63
Airflow Rate	Indoor / Outdoor (Cooling)	High	m^3/h	540 / 1,390	580 / 1,480	630 / 1,690	720 / 1,690
	Indoor / Outdoor (Heating)	High		580 / 1,350	580 / 1,420	630 / 1,690	720 / 1,860
Net Dimensions H x W x D	Indoor		mm	270 × 798 × 240	270 × 798 × 240	270 × 798 × 240	270 × 798 × 240
	Outdoor		mm	542 × 799 × 290	542 × 799 × 290	542 × 799 × 290	542 × 799 × 290
Weight	Indoor		kg	10	10	10.5	10.5
	Outdoor		kg	30	30	31	31
Connection Pipe Diameter (Liquid / Gas)			mm	6.35 / 9.52	6.35 / 9.52	6.35 / 9.52	6.35 / 9.52
Drain hose Diameter (I.D./O.D.)				13.8 / 15 to 16.8	13.8 / 15 to 16.8	13.8 / 15 to 16.8	13.8 / 15 to 16.8
Max. Pipe Length (Pre-Charge)			m	20 (15)	20 (15)	20 (15)	20 (15)
Max. Height Difference				15	15	15	15
Operating Range	Cooling		°CDB	-10 to 50	-10 to 50	-10 to 50	-10 to 50
	Heating			-20 to 24	-20 to 24	-20 to 24	-20 to 24
Refrigerant	Type (Global Warming Potential)			R32 (675)	R32 (675)	R32 (675)	R32 (675)
	Charge		kg(CO2eq-T)	0.72 (0.486)	0.72 (0.486)	0.87 (0.587)	0.87 (0.587)

Optional parts

* For information on the compatibility of optional parts for Intesis products, please refer to the compatibility list at the end of the "Control system & Optional parts" chapter.

Wired Remote Controller (Design type):	UTY-RVRY	KNX® converter:	UTY-VKSX
Compact wired remote controller:	UTY-RCRYZ1	MODBUS® converter:	UTY-VMSX
Wired remote controller (touch panel):	UTY-RNRYZ6	Communication Kit:	UTY-TWRXZ2
Wired remote controller:	UTY-RLRY	External Connect Kit:	UTY-XWZX
Simple remote controller (without operation mode):	UTY-RHRYZ1		UTY-XWZXZ5
Simple remote controller:	UTY-RSRYZ1	Silver Ion filter:	UTR-FA16-5

Network Convertor for single split (DC power supply type):	UTY-VTGX
Network Convertor for single split (AC power supply type):	UTY-VTGXV
External input and output PCB*1:	UTY-XCSXZ2
External switch controller:	UTY-TERX

*1 It is required when 2 or more external input and output ports are used.

Dimensions

(Unit: mm)

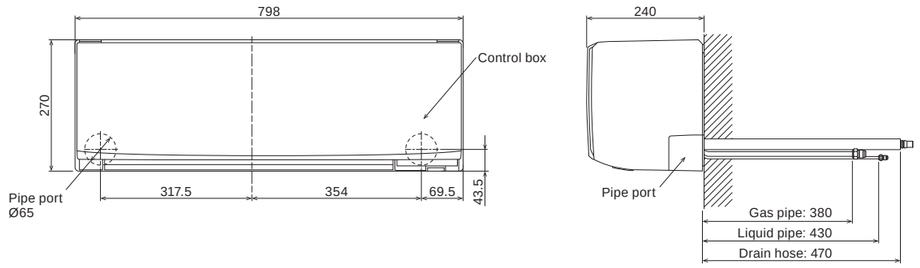

SPLIT

KM Series

Wall-Mounted

Built-in WLAN adapter model

Standard Range

High-Efficiency & Comfort

Economy | Powerful | 10°C HEAT | Low Noise | Auto Changeover | Up/Down | Adjust | Restart | Sleep | Program | Filter | LAN | ION | AF | Washable

Slim & Stylish Square Design

The slim and stylish square design of this indoor unit is realized by using a highdensity, multipath heat exchanger and a high-efficiency wind blower.

Warm & Gentle Color Option

Both white and soft black color are relatively gentle tones and no strong contrast, each color harmonize with the environment and create a warm atmosphere.

High Energy Saving

High-efficiency has been achieved by the lambda-shaped heat exchanger, large cross-flow fan, and the R32 refrigerant.

Class Cooling A++ Heating A++*

*07/09/12 models

SEER 8.40* *07/09 models

SCOP 4.60* *07/09/12 models

Comfortable Airflow & Quiet Operation

The large louver and the air-blowing structure create a comfortable air flow that spreads all the way down to the user's feet with quiet operation.

Quiet & Comfort

20 dB(A)

Cooling only

Smart Device Control

AIRSTAGE Mobile

A WLAN adapter is included as standard equipment.By installing the AIRSTAGE mobile app on your smart device, you can check and control the operating status of the air conditioner from anywhere indoors or outdoors.

* See page C-022 for details on smart device control.



Refrigerant Cycle Monitor (Option)

Wired Remote Controller (Touch Panel) will support to display some sensor values for maintenance and service support.

*Wired remote controller (UTY-RNRYZ6 or UTY-RVRY) is required.

Display screen example

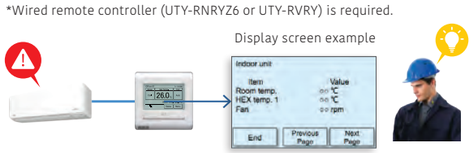

REFRIGERANT R32

Model: ASEH07KMCG / ASEH09KMCG / ASEH12KMCG / ASEH14KMCG
ASEH07KMCG-B / ASEH09KMCG-B / ASEH12KMCG-B / ASEH14KMCG-B

WLAN adapter (Built-in)

Wireless RC

For ASEH07/09/12KMCG
ASEH07/09/12KMCG-B

For ASEH14KMCG
ASEH14KMCG-B

Specifications

Model name	Indoor unit			ASEH07KMCG ASEH07KMCG-B	ASEH09KMCG ASEH09KMCG-B	ASEH12KMCG ASEH12KMCG-B	ASEH14KMCG ASEH14KMCG-B
	Outdoor unit			AOEH07KMCG	AOEH09KMCG	AOEH12KMCG	AOEH14KMCG
Power Source				Single phase, ~230 V, 50 Hz			
Capacity	Cooling	Rated	kW	2.0	2.5	3.4	4.2
		Min.-Max.		0.9-3.0	0.9-3.2	0.9-3.9	0.9-4.4
	Heating	Rated		2.5	2.8	4.0	5.4
		Min.-Max.		0.9-3.4	0.9-4.0	0.9-5.3	0.9-6.0
Input Power	Cooling/Heating		kW	0.450 / 0.555	0.650 / 0.620	0.960 / 1.020	1.220 / 1.410
EER	Cooling		W/W	4.43	3.85	3.54	3.44
COP	Heating			4.52	4.52	3.92	3.83
Pdesign	Cooling/Heating (-10°C)		kW	2.0 / 2.3	2.5 / 2.4	3.4 / 2.5	4.2 / 4.0
SEER	Cooling		W/W	8.40	8.40	7.70	7.10
SCOP	Heating (Average)			4.60	4.60	4.60	4.10
Energy Efficiency Class	Cooling			A++	A++	A++	A++
	Heating (Average)			A++	A++	A++	A+
Max. Operating Current	Cooling/Heating		A	6.5 / 9.0	6.5 / 9.0	6.5 / 9.0	6.5 / 9.0
Annual Energy Consumption	Cooling		kWh/a	83	104	155	207
	Heating			700	730	761	1,366
Moisture Removal			l/h	1.0	1.3	1.8	2.1
Sound Pressure Level	Indoor (Cooling)	H/M/L/Q	dB(A)	38 / 33 / 29 / 20	40 / 34 / 29 / 20	40 / 35 / 30 / 20	43 / 36 / 30 / 20
	Indoor (Heating)	H/M/L/Q		41 / 35 / 31 / 22	42 / 36 / 31 / 22	42 / 38 / 33 / 22	44 / 39 / 33 / 24
Sound Power Level	Outdoor (Cooling/Heating)	High		46 / 46	46 / 46	50 / 50	50 / 50
	Indoor (Cooling/Heating)	High		54 / 56	55 / 57	55 / 58	57 / 59
	Outdoor (Cooling/Heating)	High		61 / 61	61 / 62	65 / 65	65 / 66
Airflow Rate	Indoor/Outdoor (Cooling)	High	m^3/h	650 / 1,650	700 / 1,650	700 / 1,700	770 / 1,680
	Indoor/Outdoor (Heating)	High		720 / 1,450	750 / 1,450	780 / 1,470	820 / 1,580
Net Dimensions H x W x D	Indoor		mm	270 × 834 × 222	270 × 834 × 222	270 × 834 × 222	270 × 834 × 222
	Outdoor		mm	541 × 663 × 290	541 × 663 × 290	541 × 663 × 290	542 × 799 × 290
Weight	Indoor		kg	10	10	10	10
	Outdoor		kg	22	22	24	31
Connection Pipe Diameter (Liquid/Gas)			mm	6.35 / 9.52	6.35 / 9.52	6.35 / 9.52	6.35 / 9.52
Drain Hose Diameter (I.D./O.D.)				13.8 / 15 to 16.8	13.8 / 15 to 16.8	13.8 / 15 to 16.8	13.8 / 15 to 16.8
Max. Pipe Length (Pre-Charge)			m	20 (15)	20 (15)	20 (15)	20 (15)
Max. Height Difference				15	15	15	15
Operating Range	Cooling		°CDB	-10 to 50	-10 to 50	-10 to 50	-10 to 50
	Heating			-15 to 24	-15 to 24	-15 to 24	-15 to 24
Refrigerant	Type (Global Warming Potential)			R32 (675)	R32 (675)	R32 (675)	R32 (675)
	Charge		kg (CO2eq-T)	0.60 (0.405)	0.60 (0.405)	0.70 (0.473)	0.85 (0.574)

Optional parts

* For information on the compatibility of optional parts for Intesis products, please refer to the compatibility list at the end of the "Control system & Optional parts" chapter.

Wired Remote Controller (Design type): UTY-RVRY
Compact wired remote controller: UTY-RCRYZ1
Wired remote controller (touch panel): UTY-RNRYZ6
Wired remote controller: UTY-RLRY
Simple remote controller (without operation mode): UTY-RHRYZ1

Simple remote controller: UTY-RSRYZ1
Wireless remote controller: UTY-LNWX
Communication Kit: UTY-TWRXZ2
External Connect Kit: UTY-XWZX
UTY-XWZXZ5

Network Convertor for single split (DC power supply type): UTY-VTGX
Network Convertor for single split (AC power supply type): UTY-VTGXV
Silver Ion filter: UTR-FA16-5
External input and output PCB*1: UTY-XCSXZ2
External switch controller: UTY-TERX

*1 It is required when 2 or more external input and output ports are used.

Dimensions

(Unit: mm)

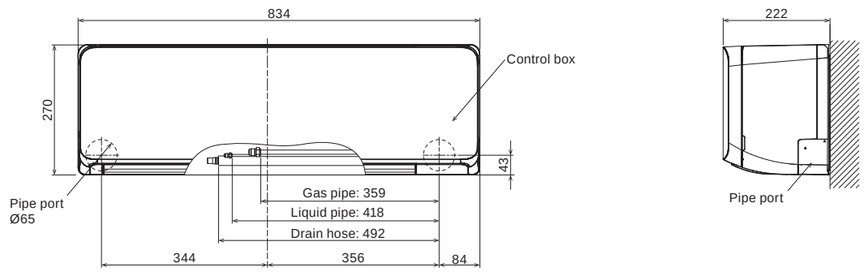

SPLIT

NEW

KM Series

Wall-Mounted

Built-in WLAN adapter model

Standard Range

High-Efficiency & Large Room

REFRIGERANT R32

ALL DC

Economy · Powerful · 10°C HEAT · Low Noise · Auto Changeover · Double · Adjust · Restart · Sleep · Program · Weekly · Filter · LAN · ION · AF+ · Washable

High Energy Saving

High-efficiency has been achieved by the lambda-shaped heat exchanger, large cross-flow fan, and the R32 refrigerant.

*1 Class A++

SEER 8.0*1

SCOP 4.6*1

*18 model

Hybrid-heat exchanger

The large hybrid heat exchanger has greatly improved the heat exchange efficiency to achieve top-level SEER and SCOP.

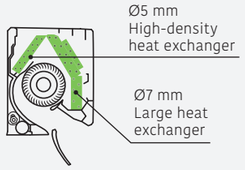

Ø107 Large cross-flow fan

The large-diameter fan generates air volume efficiently even at reduced power.

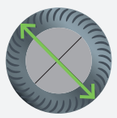



Smart Device Control

A WLAN adapter is included as standard equipment. By installing the AIRSTAGE mobile app on your smart device, you can check and control the operating status of the air conditioner from anywhere indoors or outdoors.

* For more information about smart device control, please refer to the page C-022.

AIRSTAGE Mobile

You need to install the AIRSTAGE Mobile app on your smart device in order to control the air conditioner.

WLAN adapter (USB)

Easy Access to the Flare Pipe Connection

Installation when left outlet piping is easier by removable under cover of the indoor unit chassis. Installation when center outlet piping is easier by design change of wall hook bracket.

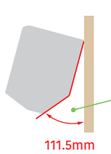

Wide space requirement
Easy Installation

REFRIGERANT R32

Model: ASEH18KMTGL / ASEH24KMTGL

WLAN adapter (Built-in)

Wireless RC

For ASEH18KMTGL

For ASEH24KMTGL

Specifications

Model name	Indoor unit			ASEH18KMTGL	ASEH24KMTGL
	Outdoor unit			AOEH18KMTG	AOEH24KMTG
Power Source				Single phase, ~230 V, 50 Hz	
Capacity	Cooling	Rated	kW	5.2	7.1
		Min.-Max.		0.9-6.0	0.9-8.3
	Heating	Rated		6.3	8.0
		Min.-Max.		0.9-8.7	0.9-10.1
Input Power	Cooling/Heating		kW	1.39/1.56	2.20/1.99
EER	Cooling		W/W	3.74	3.23
COP	Heating			4.04	4.02
Pdesign	Cooling/Heating (-10°C)		kW	5.2/4.8	7.1/7.1
SEER	Cooling		W/W	8.00	7.30
SCOP	Heating (Average)			4.60	4.30
Energy Efficiency Class	Cooling			A++	A++
	Heating (Average)			A++	A+
Max. Operating Current	Cooling/Heating		A	9.5/13.5	13.5/16.0
Annual Energy Consumption	Cooling		kWh/a	227	340
	Heating			1,460	2,311
Moisture Removal			l/h	1.7	2.7
Sound Pressure Level	Indoor (Cooling)	H/M/L/Q	dB(A)	45/40/35/29	49/40/35/29
	Indoor (Heating)	H/M/L/Q		46/40/35/29	49/40/35/29
	Outdoor (Cooling/Heating)	High		50/50	54/54
Sound Power Level	Indoor (Cooling/Heating)	High		60/61	65/65
	Outdoor (Cooling/Heating)	High		65/65	67/67
Airflow Rate	Indoor/Outdoor (Cooling)	High	m^3/h	980/2,350	1,170/3,240
	Indoor/Outdoor (Heating)	High		1,020/2,100	1,170/2,970
Net Dimensions H x W x D	Indoor		mm	280 × 980 × 240	280 × 980 × 240
	Outdoor		mm	632 × 799 × 290	716 × 820 × 315
Weight	Indoor		kg	12.5	12.5
	Outdoor		kg	36	42
Connection Pipe Diameter (Liquid/Gas)			mm	6.35/12.70	6.35/12.70
Drain Hose Diameter (I.D./O.D.)				13.8/15.8 to 16.7	13.8/15.8 to 16.7
Max. Pipe Length (Pre-Charge)			m	25 (15)	30 (15)
Max. Height Difference				20	25
Operating Range	Cooling		°CDB	-10 to 50*	-10 to 50*
	Heating			-15 to 24	-15 to 24
Refrigerant	Type (Global Warming Potential)			R32 (675)	R32 (675)
	Charge		kg (CO2eq-T)	1.02 (0.689)	1.32 (0.891)

*:Outside air intake temperature

Optional parts

* For information on the compatibility of optional parts for Intesis products, please refer to the compatibility list at the end of the "Control system & Optional parts" chapter.

Wired Remote Controller (Design type):	UTY-RVRY	Simple remote controller:	UTY-RSRYZ1	Network Convertor for single split (DC power supply type):	UTY-VTGX
Compact wired remote controller:	UTY-RCRYZ1	Wireless remote controller:	UTY-LNWX	Network Convertor for single split (AC power supply type):	UTY-VTGXV
Wired remote controller (touch panel):	UTY-RNRYZ6	Communication Kit:	UTY-TWRXZ2	Silver Ion filter:	UTR-FA16-5
Wired remote controller:	UTY-RLRY	External input and output PCB*1:	UTY-XCSXZ2	External switch controller:	UTY-TERX
Simple remote controller (without operation mode):	UTY-RHRYZ1	External Connect Kit:	UTY-XWZXZ5		

*1 It is required when 2 or more external input and output ports are used.

Dimensions

(Unit: mm)

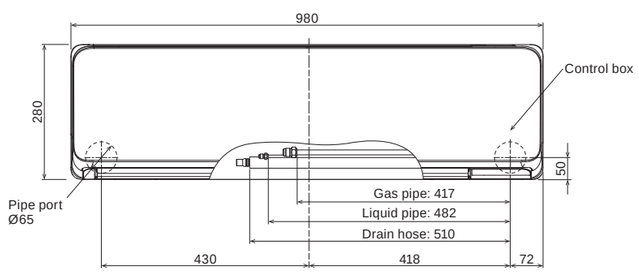

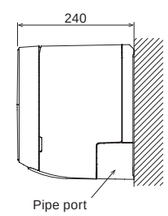

SPLIT

KN Series

Wall-Mounted

Built-in WLAN adapter model

ECO Range

Compact Size

R32 ALL DC

Economy · Powerful · 10°C HEAT · Auto Changeover · Up/Down · Adjust · Restart · Sleep · Program · Filter · LAN · Washable · Blue Fin

Elegant & Smart Square Design

An elegant and smart type in the eco range.
The delicate shading of the ridge line makes the unit an accessory for the room.

High Energy Saving

The size of the heat exchanger has increased to improve performance, making it more powerful despite its compact size.

Class Cooling A++ Heating A+

SEER 7.8* SCOP 4.4

* 07 model

Comfortable Airflow & Quiet Operation

The large louver and the air-blowing structure create a comfortable air flow that spreads all the way down to the user's feet with quiet operation.

Quiet & Comfort

20 dB(A)

Cooling only

Smart Device Control

A WLAN adapter is included as standard equipment.By installing the AIRSTAGE mobile app on your smart device, you can check and control the operating status of the air conditioner from anywhere indoors or outdoors.

* See page C-022 for details on smart device control.

AIRSTAGE Mobile

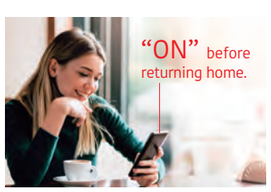

Highly Efficient Operation Even at High Outdoor Temperatures

Operating range MAX 50 °C (Cooling operation)

Even when installed in the region with high outdoor air temperatures (Max. 50°C*), it is comfortable because it can cool the interior well.

* suction temperature of the outdoor unit

Model: ASEH07KNCA / ASEH09KNCA / ASEH12KNCA

R32

WLAN adapter (Built-in)

Wireless RC

Specifications

Model name	Indoor unit			ASEH07KNCA	ASEH09KNCA	ASEH12KNCA
	Outdoor unit			AOEH07KNCA	AOEH09KNCA	AOEH12KNCA
Power Source				Single phase, ~230 V, 50 Hz		
Capacity	Cooling	Rated	kW	2.0	2.5	3.4
		Min.-Max.		0.9-2.9	0.9-3.1	0.9-3.8
	Heating	Rated		2.5	2.8	3.8
		Min.-Max.		0.9-3.4	0.9-4.0	0.9-4.8
Input Power	Cooling/Heating		kW	0.50 / 0.58	0.74 / 0.70	1.05 / 1.02
EER	Cooling		W/W	4.00	3.38	3.24
COP	Heating			4.31	4.00	3.73
Pdesign	Cooling/Heating (-10°C)		kW	2.0 / 2.3	2.5 / 2.4	3.4 / 2.5
SEER	Cooling		W/W	7.8	7.4	7.0
SCOP	Heating (Average)			4.4	4.4	4.4
Energy Efficiency Class	Cooling			A++	A++	A++
	Heating (Average)			A+	A+	A+
Max. Operating Current	Cooling/Heating		A	6.5 / 9.0	6.5 / 9.0	6.5 / 9.0
Annual Energy Consumption	Cooling		kWh/a	90	118	170
	Heating			731	763	795
Moisture Removal			l/h	1.0	1.0	1.4
Sound Pressure Level	Indoor (Cooling)	H/M/L/Q	dB(A)	36 / 33 / 29 / 20	38 / 35 / 29 / 20	40 / 36 / 32 / 20
	Indoor (Heating)	H/M/L/Q		38 / 33 / 30 / 22	38 / 33 / 30 / 22	39 / 35 / 31 / 22
	Outdoor (Cooling/Heating)	High		43 / 44	44 / 45	49 / 49
Sound Power Level	Indoor (Cooling/Heating)	High		51 / 52	53 / 52	55 / 53
	Outdoor (Cooling/Heating)	High		53 / 54	56 / 56	60 / 61
Airflow Rate	Indoor/Outdoor (Cooling)	High	m^3/h	530 / 1,430	580 / 1,430	600 / 1,460
	Indoor/Outdoor (Heating)	High		580 / 1,390	580 / 1,390	600 / 1,360
Net Dimensions H x W x D	Indoor		mm	270 × 784 × 222	270 × 784 × 222	270 × 784 × 222
	Outdoor		mm	541 × 663 × 290	541 × 663 × 290	541 × 663 × 290
Weight	Indoor		kg	9	9	9
	Outdoor		kg	22	22	24
Connection Pipe Diameter (Liquid/Gas)			mm	6.35 / 9.52	6.35 / 9.52	6.35 / 9.52
Drain Hose Diameter (I.D./O.D.)				13.8 / 15 to 16.8	13.8 / 15 to 16.8	13.8 / 15 to 16.8
Max. Pipe Length (Pre-Charge)			m	20 (15)	20 (15)	20 (15)
Max. Height Difference				15	15	15
Operating Range	Cooling		°CDB	-10 to 50	-10 to 50	-10 to 50
	Heating			-15 to 24	-15 to 24	-15 to 24
Refrigerant	Type (Global Warming Potential)			R32 (675)	R32 (675)	R32 (675)
	Charge		kg (CO2eq-T)	0.57 (0.385)	0.57 (0.385)	0.65 (0.439)

Optional parts

* For information on the compatibility of optional parts for Intesis products, please refer to the compatibility list at the end of the "Control system & Optional parts" chapter.

Wireless remote controller: UTY-LNWX
Silver Ion Filter: UTR-FA16-5

Dimensions

(Unit: mm)

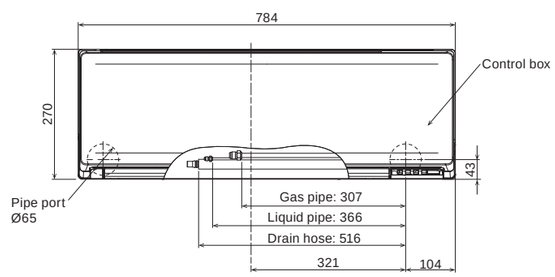

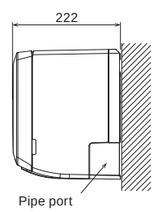

SPLIT

NEW

KL Series

Wall-Mounted

Built-in WLAN adapter model

ECO Range

Cooling-enhanced type

R32 REFRIGERANT

GOOD DESIGN

reddot winner 2025

ALL DC

Economy · Powerful · Auto Changeover · Up/Down · Adjust · Restart · Sleep · Program · Filter · LAN · Washable · Blue Fin

Highly Efficient Operation Even at High Outdoor Temperatures

Even when installed in the region with high outdoor air temperatures (Max. 52°C*), it is comfortable because it can cool the interior well.

*suction temperature of the outdoor unit

Class A++

SEER 7.1*

*07 model

MINIMAL SMART Design

The smart design eliminates mechanical elements and offers a sophisticated, premium impression.
Its compact size, with a width of 770 mm, allows for flexible installation in limited room space.

Comfortable Airflow & Quiet Operation

The large louver and the air-blowing structure create a comfortable air flow that spreads all the way down to the user's feet with quiet operation.

Quiet & Comfort

21 dB(A)

Cooling only

Smart Device Control

A WLAN adapter is included as standard equipment. By installing the AIRSTAGE mobile app on your smart device, you can check and control the operating status of the air conditioner from anywhere indoors or outdoors.

* For more information about smart device control, please refer to the page C-022.

AIRSTAGE Mobile

You need to install the AIRSTAGE Mobile app on your smart device in order to control the air conditioner.

R32 REFRIGERANT

Model: ASEH07KLTBL / ASEH09KLTBL / ASEH12KLTBL

WLAN adapter (Built-in)

Wireless RC

Specifications

Model name	Indoor unit			ASEH07KLTBL	ASEH09KLTBL	ASEH12KLTBL
	Outdoor unit			AOEH07KLTA	AOEH09KLTA	AOEH12KLTA
Power Source				Single phase, -230 V, 50 Hz		
Capacity	Cooling	Rated	kW	2.0	2.5	3.4
		Min.-Max.		0.9-2.8	0.9-3.0	0.9-3.7
	Heating	Rated		2.4	2.5	3.4
		Min.-Max.		0.9-3.3	0.9-3.5	0.9-3.7
Input Power	Cooling/Heating		kW	0.54 / 0.64	0.76 / 0.67	1.05 / 0.915
EER	Cooling		W/W	3.70	3.29	3.24
COP	Heating			3.75	3.73	3.72
Pdesign	Cooling/Heating (-10°C)		kW	2.0 / 2.2	2.5 / 2.3	3.4 / 2.5
SEER	Cooling		W/W	7.10	6.80	6.70
SCOP	Heating (Average)			4.10	4.10	4.10
Energy Efficiency Class	Cooling			A++	A++	A++
	Heating (Average)			A+	A+	A+
Max. Operating Current	Cooling/Heating		A	6.0 / 6.0	6.0 / 6.0	7.0 / 7.0
Annual Energy Consumption	Cooling		kWh/a	99	129	178
	Heating			752	786	854
Moisture Removal			l/h	0.18	0.55	1.26
Sound Pressure Level	Indoor (Cooling)	H/M/L/Q	dB(A)	41 / 36 / 29 / 21	43 / 36 / 29 / 21	43 / 37 / 30 / 21
	Indoor (Heating)	H/M/L/Q		41 / 37 / 32 / 23	43 / 37 / 32 / 23	43 / 37 / 32 / 23
Sound Power Level	Outdoor (Cooling/Heating)	High		47 / 47	47 / 47	50 / 50
	Indoor (Cooling/Heating)	High		56 / 56	56 / 56	56 / 57
	Outdoor (Cooling/Heating)	High		56 / 57	58 / 57	60 / 61
Airflow Rate	Indoor/Outdoor (Cooling)	High	m^3/h	600 / 1,650	620 / 1,650	620 / 1,700
	Indoor/Outdoor (Heating)	High		600 / 1,450	620 / 1,450	640 / 1,470
Net Dimensions H x W x D	Indoor		mm	250 × 770 × 218	250 × 770 × 218	250 × 770 × 218
	Outdoor		mm	541 × 663 × 290	541 × 663 × 290	541 × 663 × 290
Weight	Indoor		kg	7.0	7.0	7.5
	Outdoor		kg	19	19	22
Connection Pipe Diameter (Liquid/Gas)			mm	6.35 / 9.52	6.35 / 9.52	6.35 / 9.52
Drain Hose Diameter (I.D./O.D.)				13.8 / 15 to 16.8	13.8 / 15 to 16.8	13.8 / 15 to 16.8
Max. Pipe Length (Pre-Charge)			m	20 (15)	20 (15)	20 (15)
Max. Height Difference				15	15	15
Operating Range	Cooling		°CDB	10 to 52	10 to 52	10 to 52
	Heating			-15 to 24	-15 to 24	-15 to 24
Refrigerant	Type (Global Warming Potential)			R32 (675)	R32 (675)	R32 (675)
	Charge		kg (CO2eq-T)	0.53(0.358)	0.53(0.358)	0.60(0.405)

Optional parts

* For information on the compatibility of optional parts for Intesis products, please refer to the compatibility list at the end of the "Control system & Optional parts" chapter.

Wireless remote controller: UTY-LNWX
Silver Ion Filter: UTR-FA16-5

Dimensions

(Unit: mm)

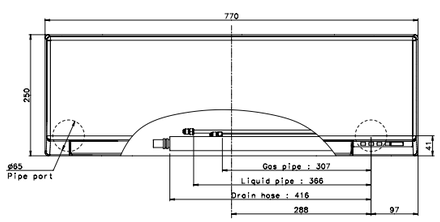

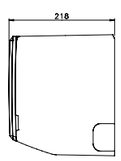

SPLIT

NEW

KL Series

Wall-Mounted

Built-in WLAN adapter model

ECO Range

Comfort for Large Room

REFRIGERANT R32

ALL DC

Economy | Powerful | Auto Changeover | Up/Down | Adjust | Restart | Sleep | Program | Filter | LAN | Washable | Blue Fin

Narrow Width & Compact Design

Compact and versatile. Powerful airflow is realized despite the 790-mm width compact design for small spaces such as bedrooms or home offices.

Economy Operation

Set temperature automatically increases or decreases by 1°C. The thermostat setting is adjusted automatically according to the room temperature to avoid unnecessary cooling or heating.

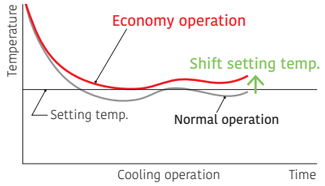

Powerful Operation

In powerful operation mode, the compressor operates at maximum speed for 20 minutes to provide a powerful airflow. Rapid cooling and heating makes the room comfortable quickly.

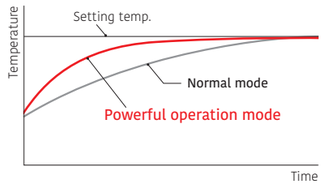

Smart Device Control

A WLAN adapter is included as standard equipment. By installing the AIRSTAGE mobile app on your smart device, you can check and control the operating status of the air conditioner from anywhere indoors or outdoors.

* For more information about smart device control, please refer to the page C-022.

AIRSTAGE Mobile

You need to install the AIRSTAGE Mobile app on your smart device in order to control the air conditioner.

WLAN adapter (USB)

Low Ambient Operation

-15°C
Heating

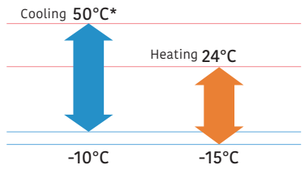

*:Outside air intake temperature

Model: ASEH18KLCBL / ASEH24KLCBL

REFRIGERANT R32

WLAN adapter (Built-in)

Wireless RC

For ASEH18KLCBL

For ASEH24KLCBL

Specifications

Model name	Indoor unit			ASEH18KLCBL	ASEH24KLCBL
	Outdoor unit			AOEH18KLCB	AOEH24KLCB
Power Source				Single phase, ~230 V, 50 Hz	
Capacity	Cooling	Rated	kW	5.2	7.1
		Min.-Max.		0.9-5.5	0.9-7.7
	Heating	Rated		6.3	8.0
		Min.-Max.		0.6-7.6	0.9-9.0
Input Power	Cooling/Heating		kW	1.730/1.80	2.42/2.23
EER	Cooling		W/W	3.01	2.93
COP	Heating			3.50	3.59
Pdesign	Cooling/Heating (-10°C)		kW	5.20/4.80	7.10/7.10
SEER	Cooling		W/W	7.40	7.20
SCOP	Heating (Average)			4.30	4.00
Energy Efficiency Class	Cooling			A++	A++
	Heating (Average)			A+	A+
Max. Operating Current	Cooling/Heating		A	9.5/13.5	13.5/17.5
Annual Energy Consumption	Cooling		kWh/a	246	345
	Heating			1,560	2,482
Moisture Removal			l/h	1.9	3.1
Sound Pressure Level	Indoor (Cooling)	H/M/L/Q	dB(A)	47/44/40/35	51/45/38/33
	Indoor (Heating)	H/M/L/Q		50/45/41/37	52/45/41/37
Sound Power Level	Outdoor (Cooling/Heating)	High		50/56	55/57
	Indoor (Cooling/Heating)	High		60/65	64/65
	Outdoor (Cooling/Heating)	High		61/66	65/67
Airflow Rate	Indoor/Outdoor (Cooling)	High	m^3/h	865/1,830	1,040/2,885
	Indoor/Outdoor (Heating)	High		995/2,265	1,040/3,030
Net Dimensions H x W x D	Indoor		mm	293 × 790 × 249	293 × 790 × 249
	Outdoor		mm	542 × 799 × 290	632 × 799 × 290
Weight	Indoor		kg	9.5	10.0
	Outdoor		kg	32	38
Connection Pipe Diameter (Liquid/Gas)			mm	6.35/9.52	6.35/12.70
Drain Hose Diameter (I.D./O.D.)				13.8/15.8 to 16.7	13.8/15.8 to 16.7
Max. Pipe Length (Pre-Charge)			m	25 (15)	30 (15)
Max. Height Difference				20	25
Operating Range	Cooling		°CDB	-10 to 50*	-10 to 50*
	Heating			-15 to 24	-15 to 24
Refrigerant	Type (Global Warming Potential)			R32 (675)	R32 (675)
	Charge		kg (CO2eq-T)	0.85 (0.574)	1.10 (0.743)

*:Outside air intake temperature

Optional parts

* For information on the compatibility of optional parts for Intesis products, please refer to the compatibility list at the end of the "Control system & Optional parts" chapter.

Wireless remote controller: UTY-LNWX
Silver Ion Filter: UTR-FA16-5

Dimensions

(Unit: mm)

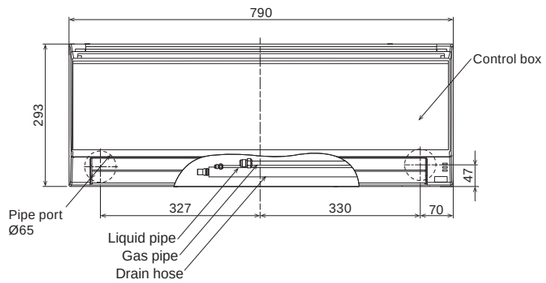

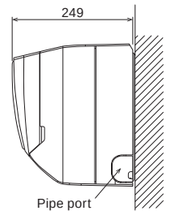

SPLIT

KM Series

Wall-Mounted

Standard Range

High-Efficiency & Large Room

REFRIGERANT R32

ALL DC

Save | Economy | Powerful | 10°C HEAT | Low Noise | Auto Changeover | Double | Adjust | Restart | Sleep | Program | Weekly | Filter | Special Cooling | ION | AF | Washable | Blue Fin

Special Cooling

When it is necessary to be constantly cooled such as rooms with a high heat load, it is possible to operate the cooling with keeping performance even when the outside temperature is low.

* Wired remote controller (UTY-RNRYZ6) is required.
* Please note that we will not provide compensation for any damages suffered to your appliances or data as a result of using this function.
* Please use it in low-humidity environments.
  Condensation and other problems may be caused when used in high-humidity environments.

Occupancy Sensor

The Occupancy sensor monitors the movements of people in a room and operates the air conditioner at a lower capacity when people leave the room. When people come back to the room, it automatically returns to the previous operating mode.



Refrigerant Cycle Monitor (Option)

Wired Remote Controller (Touch Panel) will support to display some sensor values for maintenance and service support.

*Wired remote controller (UTY-RNRYZ6 or UTY-RVRY) is required.

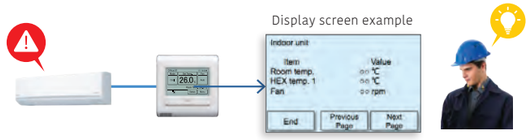

Smart Device Control (Option)

With the optional WLAN adapter installed in the air conditioner, you can control it from anywhere with your smart device.

* For more information about smart device control, please refer to the page C-022.

AIRSTAGE Mobile

You need to install the AIRSTAGE Mobile app on your smart device in order to control the air conditioner.

Model: ASEH30KMTB / ASEH36KMTB

REFRIGERANT R32

Wireless RC

Specifications

Model name	Indoor unit			ASEH30KMTB	ASEH36KMTB
	Outdoor unit			AOEH30KMTB	AOEH36KMTB
Power Source				Single phase, ~230V, 50Hz	
Capacity	Cooling	Rated	kW	8.0	9.4
		Min.-Max.		2.9-9.0	2.9-10.0
	Heating	Rated		8.8	10.1
		Min.-Max.		2.2-11.8	2.7-12.6
Input Power	Cooling/Heating		kW	2.33/2.20	3.16/2.73
EER	Cooling		W/W	3.43	2.97
COP	Heating			4.00	3.70
Pdesign	Cooling/Heating (-10°C)		kW	8.0/6.5	9.4/7.1
SEER	Cooling		W/W	6.68	6.10
SCOP	Heating (Average)			4.50	4.50
Energy Efficiency Class	Cooling			A++	A++
	Heating (Average)			A+	A+
Max. Operating Current	Cooling/Heating		A	21.0/21.0	21.5/21.5
Annual Energy Consumption	Cooling		kWh/a	419	534
	Heating			1,994	2,189
Moisture Removal			l/h	2.6	3.8
Sound Pressure Level	Indoor (Cooling)	H/M/L/Q	dB(A)	50/44/40/33	50/44/40/33
	Indoor (Heating)	H/M/L/Q		49/44/39/33	49/44/39/33
	Outdoor (Cooling/Heating)	High		53/55	55/55
Sound Power Level	Indoor (Cooling/Heating)	High		65/65	65/65
	Outdoor (Cooling/Heating)	High		68/69	70/70
Airflow Rate	Indoor/Outdoor (Cooling)	High	m^3/h	1,330/3,750	1,330/3,750
	Indoor/Outdoor (Heating)	High		1,330/3,750	1,330/3,750
Net Dimensions H x W x D	Indoor		mm	340 × 1,150 × 280	340 × 1,150 × 280
	Outdoor		mm	788 × 940 × 320	788 × 940 × 320
Weight	Indoor		kg	18.5	18.5
	Outdoor		kg	52.0	52.0
Connection Pipe Diameter (Liquid/Gas)			mm	9.52/15.88	9.52/15.88
Drain Hose Diameter (I.D./O.D.)				13.8/15.8 to 16.7	13.8/15.8 to 16.7
Max. Pipe Length (Pre-Charge)			m	50(30)	50(30)
Max. Height Difference				30	30
Operating Range	Cooling		°CDB	-15to46	-15to46
	Heating			-15to24	-15to24
Refrigerant	Type (Global Warming Potential)			R32(675)	R32(675)
	Charge		kg (CO2eq-T)	1.90(1.283)	1.90(1.283)

Optional parts

* For information on the compatibility of optional parts for Intesis products, please refer to the compatibility list at the end of the "Control system & Optional parts" chapter.

Wired Remote Controller (Design type):	UTY-RVRY	Wireless remote controller:	UTY-LNWX	Network Convertor for single split (DC power supply type):	UTY-VTGX
Compact wired remote controller:	UTY-RCRYZ1	Communication Kit:	UTY-TWRXZ2	Network Convertor for single split (AC power supply type):	UTY-VTGXV
Wired remote controller (touch panel):	UTY-RNRYZ6	External input and output PCB*1:	UTY-XCSXZ2	External switch controller:	UTY-TERX
Wired remote controller:	UTY-RLRY	WLAN adapter:	UTY-TFSXH3	External Connect Kit:	UTY-XWZXZ5
Simple remote controller (without operation mode):	UTY-RHRYZ1	Silver Ion filter:	UTR-FA13-3		
Simple remote controller:	UTY-RSRYZ1				

*1 It is required when 2 or more external input and output ports are used.

Dimensions

(Unit: mm)

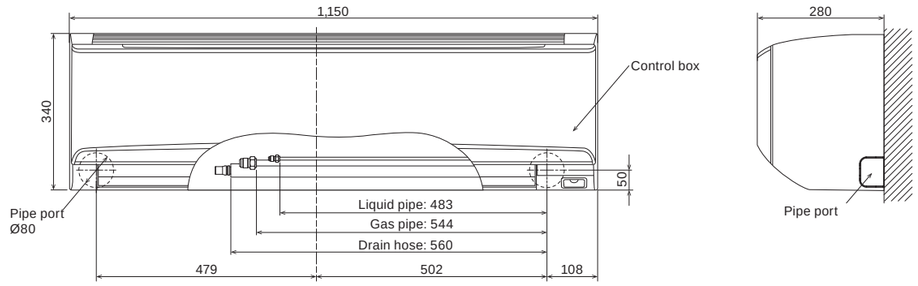

Cassette

Compact 4-way Flow Range

Fits grid ceiling

REFRIGERANT R32

ALL DC

Economy | Auto Changeover | Up/Down | Adjust | Restart | Duct | Filter | Error | Drain Pump

Compact and Stylish Panel Design

The compact and stylish panel fits nicely into a grid-type ceiling. Its linear design is a perfect fit into a grid of 620 mm × 620 mm in the ceiling.

Easy Maintenance

You can access the unit for maintenance simply by removing a ceiling panel next to the grille. As no inspection hole needs to be cut through the ceiling, no additional construction cost is incurred.

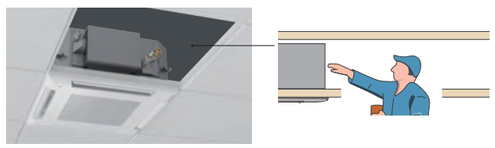

The air inlet grille can be installed to open in any direction for easy maintenance.

Flexible Installation

The unit fits nicely into the decor of a grid-type ceiling and can be installed near the lighting or a ventilation opening.

Link Up with a Variety of Central Control System (Option)

Centralized control including facilities and equipment in addition to air conditioning is possible by linking up with MODBUS, KNX interfaces.

Central Control System

REFRIGERANT R32

Model: AUXG09KVLA / AUXG12KVLA / AUXG14KVLA / AUXG18KVLA / AUXG22KVLA / AUXG24KVLA

For AUXG9/12/14KVLA

For AUXG18/22KVLA

For AUXG24KVLA

Specifications

Model name	Indoor unit			AUXG09KVLA	AUXG12KVLA	AUXG14KVLA	AUXG18KVLA	AUXG22KVLA	AUXG24KVLA
	Outdoor unit			AOEG09KBTB	AOEG12KBTB	AOEG14KBTB	AOEG18KBTB	AOEG22KBTB	AOEG24KBTB
Power Source				Single phase, ~230 V, 50 Hz					
Capacity	Cooling	Rated	kW	2.5	3.5	4.3	5.2	6.0	6.8
		Min.-Max.		0.9-3.2	0.9-4.4	0.9-5.4	0.9-5.9	0.9-6.7	0.9-8.0
	Heating	Rated		3.2	4.1	5.0	6.0	7.0	7.5
		Min.-Max.		0.9-4.7	0.9-5.7	0.9-6.5	0.9-7.5	0.9-8.0	0.9-9.1
Input Power	Cooling/Heating		kW	0.55/0.79	0.93/1.08	1.28/1.32	1.60/1.66	1.82/1.87	2.21/2.03
EER	Cooling		W/W	4.57	3.76	3.36	3.25	3.30	3.08
COP	Heating			4.05	3.80	3.79	3.61	3.74	3.69
Pdesign	Cooling/Heating (-10°C)		kW	2.5/2.6	3.5/3.4	4.3/3.8	5.2/4.4	6.0/4.8	6.8/6.0
SEER	Cooling		W/W	6.70	6.60	6.50	6.60	6.60	6.10
SCOP	Heating (Average)			4.40	4.30	4.40	4.20	4.30	4.00
Energy Efficiency Class	Cooling			A++	A++	A++	A++	A++	A++
	Heating (Average)			A+	A+	A+	A+	A+	A+
Max. Operating Current	Cooling/Heating		A	7.9/7.9	9.7/9.7	10.2/10.2	12.1/12.1	12.6/12.6	13.6/13.6
Annual Energy Consumption	Cooling		kWh/a	131	186	231	275	318	390
	Heating			826	1,106	1,208	1,466	1,562	2,097
Moisture Removal			l/h	0.6	1.2	1.5	2.2	2.6	2.7
Sound Pressure Level	Indoor (Cooling)	H/M/L/Q	dB(A)	33/31/29/27	37/34/30/27	38/34/30/27	38/34/30/26	44/42/36/30	49/44/36/30
	Indoor (Heating)	H/M/L/Q		34/32/29/27	37/34/31/29	43/38/34/30	43/38/34/30	45/43/40/33	49/45/40/33
	Outdoor (Cooling/Heating)	High		46/46	47/47	49/49	50/50	51/51	53/54
Sound Power Level	Indoor (Cooling/Heating)	High		46/47	49/49	50/55	50/55	56/57	59/61
	Outdoor (Cooling/Heating)	High		59/59	61/61	62/62	62/62	63/63	65/66
Airflow Rate	Indoor/Outdoor (Cooling)	High	m^3/h	540/1,480	600/1,580	680/1,670	680/2,160	830/2,240	930/2,700
	Indoor/Outdoor (Heating)	High		540/1,410	600/1,520	800/1,580	800/1,830	860/1,960	930/2,700
Net Dimensions H x W x D	Indoor		mm	245 × 570 × 570	245 × 570 × 570	245 × 570 × 570	245 × 570 × 570	245 × 570 × 570	245 × 570 × 570
	Outdoor		mm	542 × 799 × 290	542 × 799 × 290	542 × 799 × 290	632 × 799 × 290	632 × 799 × 290	716 × 820 × 315
Weight	Indoor		kg	15	15	15	15	16	16
	Outdoor		kg	32	33	33	36	38	42
Connection Pipe Diameter (Liquid/Gas)			mm	6.35/9.52	6.35/9.52	6.35/9.52	6.35/12.70	6.35/12.70	6.35/12.70
Drain Hose Diameter (I.D./O.D.)				25/32	25/32	25/32	25/32	25/32	25/32
Max. Pipe Length (Pre-Charge)			m	20 (15)	25 (15)	25 (15)	30 (20)	30 (20)	30 (20)
Max. Height Difference				15	20	20	20	25	25
Operating Range	Cooling		°CDB	-15 to 46	-15 to 46	-15 to 46	-15 to 46	-15 to 46	-15 to 46
	Heating			-15 to 24	-15 to 24	-15 to 24	-15 to 24	-15 to 24	-15 to 24
Refrigerant	Type (Global Warming Potential)			R32 (675)	R32 (675)	R32 (675)	R32 (675)	R32 (675)	R32 (675)
	Charge		kg (CO2eq-T)	0.85 (0.574)	0.85 (0.574)	0.85 (0.574)	1.02 (0.689)	1.25 (0.844)	1.25 (0.844)
Cassette Grille	Model name			UTG-UFYF-W	UTG-UFYF-W	UTG-UFYF-W	UTG-UFYF-W	UTG-UFYF-W	UTG-UFYF-W
	Dimensions (H × W × D)		mm	49 × 620 × 620	49 × 620 × 620	49 × 620 × 620	49 × 620 × 620	49 × 620 × 620	49 × 620 × 620
	Weight		kg	2.3	2.3	2.3	2.3	2.3	2.3

Optional parts

* For information on the compatibility of optional parts for Intesis products, please refer to the compatibility list at the end of the "Control system & Optional parts" chapter.

Wired Remote Controller (Design type):	UTY-RVRY	Wireless remote controller:	UTY-LNTY	Network Convertor for single split (DC power supply type):	UTY-VTGX
Compact wired remote controller:	UTY-RCRYZ1	External switch controller:	UTY-TERX	Network Convertor for single split (AC power supply type):	UTY-VTGXV
Wired remote controller (touch panel):	UTY-RNRYZ6	WLAN adapter:	UTY-TFSXJ3	Insulation Kit for high humidity:	UTZ-KXGC
Wired remote controller:	UTY-RLRY	Air Outlet Shutter Plate:	UTR-YDZB	External input and output PCB:	UTY-XCSX
	UTY-RNNYM	Cassette Grille:	UTG-UFYF-W	External input and output PCB box:	UTZ-GXRA
	UTY-RVNYM	Fresh Air Intake Kit:	UTZ-VXAA	Silver Ion Filter:	UTD-HFAA
Simple remote controller (without operation mode):	UTY-RHRYZ1	External Connect Kit:	UTY-XWZXZG		
Simple remote controller:	UTY-RSRYZ1				

Dimensions

(Unit: mm)

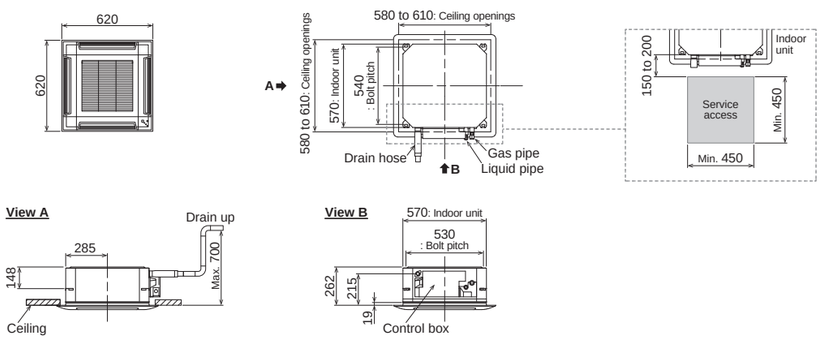

Cassette

Circular Flow Range

Comfort for Large Room

REFRIGERANT R32

ALL DC

Economy · Auto Changeover · Up/Down · Adjust · Restart · Duct · Distributing · Individual · Filter · Error · Drain Pump · Blue Fin

(30/36/45/54)

Unique Circular Flow Design

The Cassette model realizes a Circular Flow to blow a large airflow in a 360° direction by using a high-performance DC fan motor, turbo fan, and a unique seamless airflow louver design.

Individual Louver Control

Each louver can be controlled individually with a wired remote controller equipped with a touch panel to provide different directional airflows according to the room layout.

*Wired remote controller (touch panel) (UTY-RNRYZ6) only

Airflows avoid blowing cool air directly at the occupants in the room, providing more comfortable air conditioning.

Provides efficient air conditioning based on the room layout

The Occupancy sensor yields more energy savings.

Energy saving operation starts automatically by detecting the motion of a person. Two modes of save operation mode and stop mode can be selected.

Compact and Lightweight Outdoor Unit

The outdoor units for the 45,000 BTU and 54,000 BTU models have been completely redesigned. Easier installation is achieved for this compact and lightweight outdoor unit.



R410A model　　R32 model

Link Up with a Variety of Central Control System (Option)

Centralized control including facilities and equipment in addition to air conditioning is possible by linking up with MODBUS, KNX interfaces.

Central Control System

Various Cassette Grilles

Both black and white grilles are available. Three types of grilles are available: a white grille with a remote controller; a white grille without a remote controller; and a black grille without a remote controller.
Select to match the atmosphere and/or usage of the room.

UTG-UKYA-W
White Grille
Wired remote controller (touch panel)

UTG-UKYA-B
Black Grille

UTG-UKYC-W
White Grille

REFRIGERANT R32

Model: AUXG18KRLB / AUXG22KRLB / AUXG24KRLB / AUXG30KRLB / AUXG36KRLB / AUXG45KRLB / AUXG54KRLB
AUXG36KRLB [3-phase] / AUXG45KRLB [3-phase] / AUXG54KRLB [3-phase]

AUXG18/22/24KRLB

AUXG30/36/45/54KRLB

For AUXG18/22KRLB

For AUXG24KRLB

For AUXG30/36KRLB

For AUXG45/54KRLB

Specifications

Model name	Indoor unit			AUXG18KRLB	AUXG22KRLB	AUXG24KRLB	AUXG30KRLB	AUXG36KRLB	AUXG45KRLB	AUXG54KRLB	AUXG36KRLB	AUXG45KRLB	AUXG54KRLB
	Outdoor unit			AOEG18KBTB	AOEG22KBTB	AOEG24KBTB	AOEG30KBTB	AOEG36KBTB	AOEG45KBTB	AOEG54KBTB	AOEG36KRTA	AOEG45KRTA	AOEG54KRTA
Power Source				Single phase, ~230 V, 50 Hz							3-phase, ~400 V, 50 Hz		
Capacity	Cooling	Rated	kW	5.2	6.0	6.8	8.5	9.5	12.1	13.4	9.5	12.1	13.4
		Min.-Max.		0.9-5.9	0.9-6.7	0.9-8.0	2.8-10.0	2.8-11.2	4.0-14.0	4.5-14.5	2.8-11.2	4.0-14.0	4.5-14.5
	Heating	Rated		6.0)	7.0	7.5	10.0	10.8	13.5	13.7	10.8	13.5	15.5
		Min.-Max.		0.9-7.5	0.9-8.0	0.9-9.1	2.7-11.2	2.7-12.7	4.2-16.2	4.7-16.5	2.7-12.7	4.2-16.2	4.7-16.5
Input Power	Cooling/Heating		kW	1.36/1.58	1.71/1.82	1.89/1.90	2.44/2.51	2.91/2.45	3.61/3.21	4.41/4.16	2.91/2.45	3.61/3.21	4.41/4.16
EER	Cooling		W/W	3.82	3.51	3.60	3.49	3.26	3.35	3.04	3.26	3.35	3.04
COP	Heating			3.80	3.85	3.95	3.98	4.40	4.20	3.73	4.40	4.20	3.73
Pdesign	Cooling/Heating (-10°C)		kW	5.2/4.4	6.0/4.8	6.8/6.0	8.5/8.0	9.5/8.7	12.1/9.2	13.4/9.5	9.5/8.7	12.1/9.2	13.4/9.5
SEER	Cooling		W/W	7.00	7.00	6.60	6.70	6.55	6.65	6.53	6.55	6.65	6.53
SCOP	Heating (Average)			4.30	4.40	4.20	4.30	4.30	4.33	4.31	4.30	4.33	4.31
Energy Efficiency Class	Cooling			A++	A++	A++	A++	A++	-	-	A++	-	-
	Heating (Average)			A+	A+	A+	A+	A+	-	-	A+	-	-
ηc			%	-	-	-	-	-	263.0	258.2	-	263.0	258.2
ηh				-	-	-	-	-	170.2	169.4	-	170.2	169.4
Max. Operating Current	Cooling/Heating		A	12.1/12.1	12.6/12.6	13.6/13.6	22.6/22.6	22.6/22.6	28.5/28.5	28.5/28.5	10.5/10.5	14.0/14.0	14.0/14.0
Annual Energy Consumption	Cooling		kWh/a	260	300	360	444	507	-	-	507	-	-
	Heating			1,431	1,527	1,999	2,601	2,828	-	-	2,828	-	-
Moisture Removal			l/h	1.5	2.2	2.7	2.5	3.3	4.5	5.0	3.3	4.5	5.0
Sound Pressure Level	Indoor (Cooling)	H/M/L/Q	dB(A)	33/32/31/28	33/32/31/28	35/33/32/29	40/38/36/33	44/41/38/34	46/42/39/35	47/43/40/36	44/41/38/34	46/42/39/35	47/43/40/36
	Indoor (Heating)	H/M/L/Q		33/32/31/28	33/32/31/28	35/33/32/29	40/38/36/33	44/41/38/34	46/42/39/35	47/43/40/36	44/41/38/34	46/42/39/35	47/43/40/36
	Outdoor (Cooling/Heating)	High		50/50	51/51	53/54	53/55	55/55	57/57	57/59	55/55	57/57	57/59
Sound Power Level	Indoor (Cooling/Heating)	High		47/47	49/49	49/49	54/54	58/58	60/60	61/61	58/58	60/60	61/61
	Outdoor (Cooling/Heating)	High		62/62	63/63	65/66	68/69	70/70	71/71	73/73	70/70	71/71	73/73
Airflow Rate	Indoor/Outdoor (Cooling)	High	m^3/h	1,050/2,160	1,050/2,240	1,150/2,700	1,600/3,750	1,870/3,750	2,000/4,450	2,100/4,450	1,870/3,750	2,000/4,450	2,100/4,450
	Indoor/Outdoor (Heating)	High		1,050/1,830	1,050/1,960	1,150/2,700	1,600/3,750	1,870/3,750	2,000/4,450	2,100/4,450	1,870/3,750	2,000/4,450	2,100/4,450
Net Dimensions H x W x D	Indoor		mm	246 × 840 × 840	246 × 840 × 840	246 × 840 × 840	288 × 840 × 840	288 × 840 × 840	288 × 840 × 840	288 × 840 × 840	288 × 840 × 840	288 × 840 × 840	288 × 840 × 840
	Outdoor		mm	632 × 799 × 290	632 × 799 × 290	716 × 820 × 315	788 × 940 × 320	788 × 940 × 320	998 × 940 × 320	998 × 940 × 320	788 × 940 × 320	998 × 940 × 320	998 × 940 × 320
Weight	Indoor		kg	23	23	24	26	29	29	29	29	29	29
	Outdoor		kg	36	38	42	52	52	67	67	53	67	67
Connection Pipe Diameter (Liquid/Gas)			mm	6.35/12.70	6.35/12.70	6.35/12.70	9.52/15.88	9.52/15.88	9.52/15.88	9.52/15.88	9.52/15.88	9.52/15.88	9.52/15.88
Drain Hose Diameter (I.D./O.D.)				25/32	25/32	25/32	25/32	25/32	25/32	25/32	25/32	25/32	25/32
Max. Pipe Length (Pre-Charge)			m	30 (20)	30 (20)	30 (20)	50 (30)	50 (30)	50 (30)	50 (30)	50 (30)	50 (30)	50 (30)
Max. Height Difference				20	25	25	30	30	30	30	30	30	30
Operating Range	Cooling		°CDB	-15 to 46	-15 to 46	-15 to 46	-15 to 46	-15 to 46	-15 to 46	-15 to 46	-15 to 46	-15 to 46	-15 to 46
	Heating			-15 to 24	-15 to 24	-15 to 24	-15 to 24	-15 to 24	-15 to 24	-15 to 24	-15 to 24	-15 to 24	-15 to 24
Refrigerant	Type (Global Warming Potential)			R32 (675)	R32 (675)	R32 (675)	R32 (675)	R32 (675)	R32 (675)	R32 (675)	R32 (675)	R32 (675)	R32 (675)
	Charge		kg (CO2eq-T)	1.02 (0.689)	1.25 (0.844)	1.25 (0.844)	1.90 (1.283)	1.90 (1.283)	2.70 (1.823)	2.70 (1.823)	1.90 (1.283)	2.70 (1.823)	2.70 (1.823)
Cassette Grille	Variation			UTG-UKYA-W: White wired remote controller (touch panel) UTG-UKYC-W: White/UTG-UKYA-B*1: Black							UTG-UKYA-W: White wired remote controller (touch panel) UTG-UKYC-W: White/UTG-UKYA-B*1: Black		
	Dimensions (H × W × D)		mm	53 × 950 × 950	53 × 950 × 950	53 × 950 × 950	53 × 950 × 950	53 × 950 × 950	53 × 950 × 950	53 × 950 × 950	53 × 950 × 950	53 × 950 × 950	53 × 950 × 950
	Weight		kg	6.0	6.0	6.0	6.0	6.0	6.0	6.0	6.0	6.0	6.0

*1: IR Receiver Kit and Occupancy Sensor Kit cannot be connected.

Optional parts

* For information on the compatibility of optional parts for Intesis products, please refer to the compatibility list at the end of the "Control system & Optional parts" chapter.

Wired Remote Controller (Design type):	UTY-RVRY	WLAN adapter:	UTY-TFSXJ3	Cassette Grille:	UTG-UKYA-B
Compact wired remote controller:	UTY-RCRYZ1	External input and output PCB:	UTY-XCSX		UTG-UKYA-W
Wired remote controller (touch panel):	UTY-RNRYZ6	External input and output PCB box:	UTZ-GXRA		UTG-UKYC-W
Wired remote controller:	UTY-RLRY	Insulation Kit for high humidity:	UTZ-KXRA	Network Convertor for single split (DC power supply type):	UTY-VTGX
	UTY-RNNYM	Fresh Air Intake Kit:	UTZ-VXRA	Network Convertor for single split (AC power supply type):	UTY-VTGXV
	UTY-RVNYM	Wide Panel:	UTG-AKXA-W	Silver Ion Filter:	UTD-HFRA
Simple remote controller (without operation mode):	UTY-RHRYZ1	Panel Spacer:	UTG-BKXA-W	External Connect Kit:	UTY-XWZXZG
Simple remote controller:	UTY-RSRYZ1	Air Outlet Shutter Plate:	UTR-YDZK		
Occupancy Sensor Kit:	UTY-SHZXC	External switch controller:	UTY-TERX	(Outdoor unit 30/36/45/54)	
IR receiver unit	UTY-LBTYC			External Connect Kit:	UTY-XWZXZ3

Dimensions

(Unit: mm)

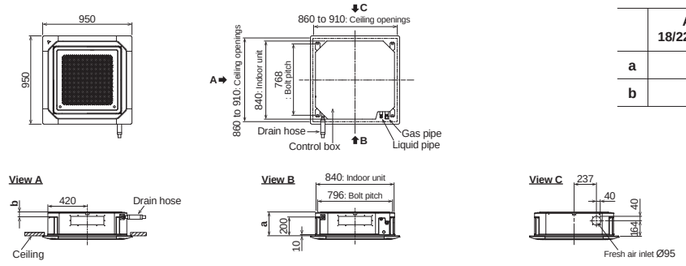

	AUXG 18/22/24KRLB	AUXG 30/36/45/54KRLB
a	256	298
b	56	98

Duct

Low Static Pressure Range

Slim Type
High ESP up to 90 Pa

REFRIGERANT R32

ALL DC

Economy | Auto Changeover | Adjust | Restart | Filter | Error | Drain Pump

Slim Design

The slim design fits nicely into narrow spaces under the ceiling.
Drain hose as accessory



Height
198 mm
Built-in drain pump

Compact and Lightweight Outdoor Unit

The compact and lightweight outdoor unit offers greater flexibility in the choice of installation location. This makes it easier to use this outdoor unit.



Weight
-17.5%
12/14 models

Wide Range of Static Pressures

The use of a DC fan motor makes it possible to adjust the static pressure between 0 and 90 Pa.
The static pressure range can be changed by a remote controller.

Static pressure range
0 to 90 Pa

Auto Louver Grille Kit (Option)

The optional clean-looking flat Auto louver blends into any interior and provides a comfortable airflow.

Link Up with a Variety of Central Control System (Option)

Centralized control including facilities and equipment in addition to air conditioning is possible by linking up with MODBUS, KNX interfaces.

Central Control System

REFRIGERANT R32

Model: ARXG09KLLAP / ARXG12KLLAP / ARXG14KLLAP / ARXG18KLLAP



ARXG09/12/14KLLAP



ARXG18KLLAP

For ARXG09/12/14KLLAP

For ARXG18KLLAP

Specifications

Model name	Indoor unit			ARXG09KLLAP	ARXG12KLLAP	ARXG14KLLAP	ARXG18KLLAP
	Outdoor unit			AOEG09KBTB	AOEG12KBTB	AOEG14KBTB	AOEG18KBTB
Power Source				Single phase, ~230 V, 50 Hz			
Capacity	Cooling	Rated	kW	2.5	3.5	4.3	5.2
		Min.-Max.		0.9-3.2	0.9-4.4	0.9-5.4	0.9-5.9
	Heating	Rated		3.2	4.1	5.0	6.0
		Min.-Max.		0.9-4.7	0.9-5.7	0.9-6.5	0.9-7.5
Input Power	Cooling/Heating		kW	0.60/0.79	0.93/1.08	1.28/1.32	1.55/1.62
EER	Cooling		W/W	4.17	3.76	3.36	3.35
COP	Heating			4.05	3.80	3.79	3.70
Pdesign	Cooling/Heating (-10°C)		kW	2.5/2.6	3.5/3.4	4.3/3.8	5.2/4.4
SEER	Cooling		W/W	6.20	6.10	5.80	6.20
SCOP	Heating			4.30	4.00	3.90	4.10
Energy Efficiency Class	Cooling			A++	A++	A+	A++
	Heating			A+	A+	A	A+
Max. Operating Current	Cooling/Heating		A	7.9/7.9	9.7/9.7	10.2/10.2	12.1/12.1
Annual Energy Consumption	Cooling		kWh/a	141	201	259	293
	Heating			845	1,189	1,362	1,501
Moisture Removal			l/h	0.7	1.3	1.5	2.0
Sound Pressure Level	Indoor (Cooling)	H/M/L/Q	dB(A)	28/27/26/25	29/28/26/25	32/30/28/26	32/30/29/27
	Indoor (Heating)	H/M/L/Q		28/26/25/24	29/28/26/24	32/30/28/25	32/30/29/27
	Outdoor (Cooling/Heating)	High		46/46	47/47	49/49	50/50
Sound Power Level	Indoor (Cooling/Heating)	High		57/57	58/58	60/60	58/58
	Outdoor (Cooling/Heating)	High		59/59	61/61	62/62	62/62
Airflow Rate	Indoor/Outdoor (Cooling)	High	m^3/h	600/1,480	650/1,580	800/1,670	940/2,160
	Indoor/Outdoor (Heating)	High		600/1,410	650/1,520	800/1,580	940/1,830
Static pressure range (Standard)			Pa	0 to 90 (25)	0 to 90 (25)	0 to 90 (25)	0 to 90 (25)
Net Dimensions H x W x D	Indoor		mm	198 × 700 × 620	198 × 700 × 620	198 × 700 × 620	198 × 900 × 620
	Outdoor		mm	542 × 799 × 290	542 × 799 × 290	542 × 799 × 290	632 × 799 × 290
Weight	Indoor		kg	17	17	17	20
	Outdoor		kg	32	33	33	36
Connection Pipe Diameter (Liquid/Gas)			mm	6.35/9.52	6.35/9.52	6.35/9.52	6.35/12.70
Drain Hose Diameter (I.D./O.D.)				25/32	25/32	25/32	25/32
Max. Pipe Length (Pre-Charge)			m	20 (15)	25 (15)	25 (15)	30 (20)
Max. Height Difference				15	20	20	20
Operating Range	Cooling		°CDB	-15 to 46	-15 to 46	-15 to 46	-15 to 46
	Heating			-15 to 24	-15 to 24	-15 to 24	-15 to 24
Refrigerant	Type (Global Warming Potential)			R32 (675)	R32 (675)	R32 (675)	R32 (675)
	Charge		kg (CO2eq-T)	0.85 (0.574)	0.85 (0.574)	0.85 (0.574)	1.02 (0.689)

Optional parts

* For information on the compatibility of optional parts for Intesis products, please refer to the compatibility list at the end of the "Control system & Optional parts" chapter.

Wired Remote Controller (Design type): UTY-RVRY
Compact wired remote controller: UTY-RCRYZ1
Wired remote controller (touch panel): UTY-RNRYZ6
Wired remote controller: UTY-RLRY
UTY-RNNYM
UTY-RVNYM
Simple remote controller (without operation mode): UTY-RHRYZ1
Simple remote controller: UTY-RSRYZ1
WLAN adapter: UTY-TFSXJ3
Silver Ion Filter: UTD-HFTA (09-14)
UTD-HFTB (18)
External switch controller: UTY-TERX
IR receiver unit: UTY-LBTYM
Network Convertor for single split (DC power supply type): UTY-VTGX
Network Convertor for single split (AC power supply type): UTY-VTGXV
External connect Kit: UTY-XWZXZG
Remote sensor unit: UTY-XSZXZ1
Auto Louver Grille Kit: UTD-GXTA-W (09-14)
UTD-GXTB-W (18)

Dimensions

(Unit: mm)

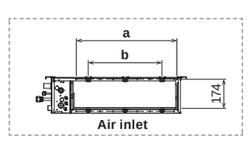

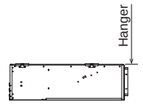

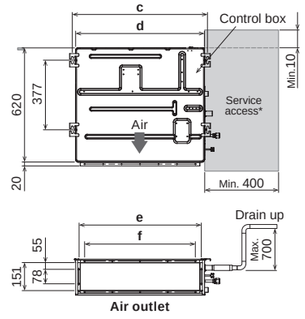

	ARXG 09 / 12 / 14KLLAP	ARXG18KLLAP
a	574	774
b	P200×2=400	P200×3=600
c	734	934
d	700	900
e	650	850
f	P100×6=600	P100×8=800

*The design of the service access depends on the installation method. Refer to the installation manual for more information.

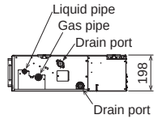

Duct

Medium Static Pressure Range

High-Efficiency &Comfort

ESP up to 150 Pa

REFRIGERANT R32

ALL DC

Economy · Auto Changeover · Adjust · Restart · Duct · Filter · Error · Adjust · Drain Pump

Slim & Compact Design

The product has reduced the height to 240 mm, making it more compact. The slim design fits nicely into narrow spaces under the ceiling.

(Unit: mm)



High Energy Saving

The model has achieved high energy efficiency class with a compact design.

Class Cooling A++ Heating A+

SEER 6.50*1

SCOP 4.20*2

*1: 12/22 models

*2: 12/22/24 models

Easy Maintenance

The indoor unit have large panels on both sides providing easy maintenance in narrow spaces.



Easy inspection of drain hose

The whole drain hose can be removed for easy replacement and cleaning.

Easy cleaning of the heat exchanger

Filter change

Filter can be installed and removed easily.

* Long life filter is available as optional parts.

Drain Hose as Standard

A drain hose is a accessory, making it easy to design ditch even in narrow spaces under the ceiling.

Wide Range of Static Pressures

Static pressures can be changed in the range of 30 to 150 Pa.

Static pressure range 30 to 150 Pa

REFRIGERANT R32

Model: ARXH12KMTAP / ARXH14KMTAP / ARXH18KMTAP / ARXH22KMTAP / ARXH24KMTAP

ARXH12/14/18KMTAP



ARXH22/24KMTAP

for ARXH12/14KMTAP

For ARXH18/22KMTAP

For ARXH24KMTAP

Specifications

Model name	Indoor unit				ARXH12KMTAP	ARXH14KMTAP	ARXH18KMTAP	ARXH22KMTAP	ARXH24KMTAP
	Outdoor unit				AOEG12KBTB	AOEG14KBTB	AOEG18KBTB	AOEG22KBTB	AOEG24KBTB
Power Source					Single phase, ~230 V, 50 Hz				
Capacity	Cooling	Rated		kW	3.5	4.3	5.2	6.0	6.8
		Min.-Max.			0.9-4.4	0.9-5.4	0.9-5.9	0.9-6.7	0.9-8.0
	Heating	Rated			4.1	5.0	6.0	7.0	7.5
		Min.-Max.			0.9-5.7	0.9-6.5	0.9-7.5	0.9-8.0	0.9-9.1
Input Power	Cooling/Heating			kW	0.930 / 1.080	1.260 / 1.320	1.580 / 1.740	1.67 / 1.84	1.89 / 1.87
EER	Cooling			W/W	3.76	3.40	3.30	3.60	3.60
COP	Heating				3.80	3.79	3.45	3.80	4.01
Pdesign	Cooling/Heating (-10°C)			kW	3.5 / 3.4	4.3 / 3.8	5.2 / 4.4	6.0 / 4.8	6.8 / 6.0
SEER	Cooling			W/W	6.50	6.10	6.20	6.50	6.40
SCOP	Heating (Average)				4.20	4.00	4.10	4.20	4.20
Energy Efficiency Class	Cooling				A++	A++	A++	A++	A++
	Heating (Average)				A+	A+	A+	A+	A+
Max. Operating Current	Cooling/Heating			A	9.7 / 9.7	10.2 / 10.2	12.1 / 12.1	12.6 / 12.6	13.6 / 13.6
Annual Energy Consumption	Cooling			kWh/a	196	255	301	331	380
	Heating				1,133	1,330	1,501	1,598	1,999
Moisture Removal				l/h	1.3	1.3	2.0	1.5	2.2
Sound Pressure Level	Indoor (Cooling)		H/M/L/Q	dB(A)	29 / 27 / 25 / 23	32 / 29 / 27 / 25	33 / 30 / 28 / 26	32 / 28 / 25 / 24	34 / 30 / 28 / 26
	Indoor (Heating)		H/M/L/Q		29 / 27 / 25 / 23	32 / 29 / 27 / 25	33 / 30 / 28 / 26	32 / 28 / 25 / 24	34 / 30 / 28 / 26
Sound Power Level	Outdoor (Cooling/Heating)		High		47 / 47	49 / 49	50 / 50	51 / 51	53 / 54
	Indoor (Cooling/Heating)		High		58 / 58	59 / 59	60 / 60	58 / 58	60 / 60
	Outdoor (Cooling/Heating)		High		61 / 61	62 / 62	62 / 62	63 / 63	65 / 66
Airflow Rate	Indoor/Outdoor (Cooling)		High	m^3/h	650 / 1,580	800 / 1,670	840 / 2,160	1,150 / 2,240	1,230 / 2,700
	Indoor/Outdoor (Heating)		High		650 / 1,520	800 / 1,580	840 / 1,830	1,150 / 1,960	1,230 / 2,700
Static pressure range (Standard)				Pa	30 to 150 (40)	30 to 150 (40)	30 to 150 (40)	30 to 150 (40)	30 to 150 (50)
Net Dimensions H x W x D	Indoor			mm	240 × 700 × 700	240 × 700 × 700	240 × 700 × 700	240 × 1,000 × 700	240 × 1,000 × 700
	Outdoor			mm	542 × 799 × 290	542 × 799 × 290	632 × 799 × 290	632 × 799 × 290	716 × 820 × 315
Weight	Indoor			kg	24	24	24	31	31
	Outdoor			kg	33	33	36	38	42
Connection Pipe Diameter (Liquid/Gas)				mm	6.35 / 9.52	6.35 / 9.52	6.35 / 12.7	6.35 / 12.70	6.35 / 12.70
Drain Hose Diameter (I.D./O.D.)					25 / 32	25 / 32	25 / 32	25 / 32	25 / 32
Max. Pipe Length (Pre-Charge)				m	25 (15)	25 (15)	30 (20)	30 (20)	30 (20)
Max. Height Difference					20	20	20	25	25
Operating Range	Cooling			°CDB	-15 to 46	-15 to 46	-15 to 46	-15 to 46	-15 to 46
	Heating				-15 to 24	-15 to 24	-15 to 24	-15 to 24	-15 to 24
Refrigerant	Type (Global Warming Potential)				R32 (675)	R32 (675)	R32 (675)	R32 (675)	R32 (675)
	Charge			kg (CO2eq-T)	0.85 (0.574)	0.85 (0.574)	1.02 (0.689)	1.25 (0.844)	1.25 (0.844)

Optional parts

* For information on the compatibility of optional parts for Intesis products, please refer to the compatibility list at the end of the "Control system & Optional parts" chapter.

Wired Remote Controller (Design type):	UTY-RVRY	Silver ion filter:	UTD-HFNC (12/14/18)
Compact wired remote controller:	UTY-RCRYZ1		UTD-HFNB (22/24)
Wired remote controller (touch panel):	UTY-RNRYZ6	Long-life filter:	UTD-LFDC (12/14/18)
Wired remote controller:	UTY-RLRY		UTD-LFDB (22/24)
Simple remote controller (without operation mode):	UTY-RHRYZ1	MODBUS converter:	UTY-VMSX
Simple remote controller:	UTY-RSRYZ1	KNX converer:	UTY-VKSX
Remote sensor unit:	UTY-XSZX	WLAN adapter:	UTY-TFSXJ3
	UTY-XSZXZ1		

External input and output PCB:	UTY-XCSX
External input and output PCB bracket:	UTZ-GXDA
Network Convertor for single split (DC power supply type):	UTY-VTGX
Network Convertor for single split (AC power supply type):	UTY-VTGXV
External Connect Kit:	UTY-XWZXZG
IR receiver unit:	UTY-LBTYM
External switch controller:	UTY-TERX

Dimensions

(Unit: mm)

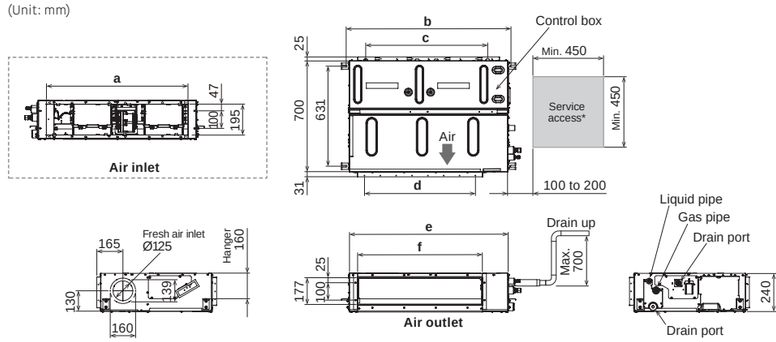

	ARXH 12 / 14 / 18 KMTAP	ARXH 22 / 24 KMTAP
a	650	895
b	740	1,040
c	P100 × 5 = 500	P100 × 8 = 800
d	P100 × 5 = 500	P100 × 7 = 700
e	700	1,000
f	490	790

*The design of the service access depends on the installation method. Refer to the installation manual for more information.

Duct

Medium Static Pressure Range

High-Efficiency &Comfort

ESP up to 150 Pa

REFRIGERANT R32

ALL DC

Economy · Auto Changeover · Adjust · Restart · Duct · Filter · Error · Adjust · Drain Pump · Blue Fin

Slim & Compact Design

The product has reduced the height to 240 mm, making it more compact. The slim design fits nicely into narrow spaces under the ceiling.

(Unit: mm)

High Energy Saving

The model has achieved high energy efficiency class with a compact design.

Class Cooling A++ Heating A+

SEER 6.23 *1

*1: 30 model

SCOP 4.10 *2

*2: 36 model

Easy Maintenance

The indoor units have large panels on both sides providing easy maintenance in narrow spaces.



Easy inspection of drain hose

The whole drain hose can be removed for easy replacement and cleaning.

Easy cleaning of the heat exchanger

Filter change

Filter can be installed and removed easily.

* Long life filter is available as optional parts.

Drain Hose as Standard

A drain hose is a accessory, making it easy to design ditch even in narrow spaces under the ceiling.

Wide Range of Static Pressures

Static pressures can be changed in the range of 30 to 150 Pa.

Static pressure range 30 to 150 Pa

REFRIGERANT R32

Model: ARXH30KMTAP / ARXH36KMTAP / ARXH45KMTAP / ARXH54KMTAP
ARXH36KMTAP [3-phase] / ARXH45KMTAP [3-phase] / ARXH54KMTAP [3-phase]



For ARXH30/36KMTAP For ARXH45/54KMTAP

Specifications

Model name	Indoor unit			ARXH30KMTAP	ARXH36KMTAP	ARXH45KMTAP	ARXH36KMTAP	ARXH45KMTAP	ARXH54KMTAP
	Outdoor unit			AOEG30KBTB	AOEG36KBTB	AOEG45KBTB	AOEG36KRTA	AOEG45KRTA	AOEG54KRTA
Power Source				Single phase, ~230 V, 50 Hz			3-phase, ~400 V, 50 Hz		
Capacity	Cooling	Rated	kW	8.5	9.5	12.1	9.5	12.1	13.4
		Min.-Max.		2.8-10.0	2.8-11.2	4.0-13.5	2.8-11.2	4.0-13.5	4.5-14.5
	Heating	Rated		10.0	10.8	13.5	10.8	13.5	15.5
		Min.-Max.		2.7-11.2	2.7-12.7	4.2-16.2	2.7-12.7	4.2-16.2	4.7-16.5
Input Power	Cooling/Heating		kW	2.57 / 2.50	2.97 / 2.70	3.87 / 3.73	2.97 / 2.70	3.87 / 3.73	4.62 / 4.65
EER	Cooling		W/W	3.31	3.20	3.13	3.20	3.13	2.90
COP	Heating			4.00	4.00	3.62	4.00	3.62	3.33
Pdesign	Cooling/Heating (-10°C)		kW	8.5 / 8.0	9.5 / 8.7	12.1 / 9.2	9.5 / 8.7	12.1 / 9.2	13.4 / 9.5
SEER	Cooling		W/W	6.23	6.10	5.60	6.10	5.60	5.41
SCOP	Heating (Average)			4.00	4.10	4.10	4.10	4.10	4.10
Energy Efficiency Class	Cooling			A++	A++	-	A++	-	-
	Heating (Average)			A+	A+	-	A+	-	-
ηc			%	-	-	221.0	-	221.0	213.4
ηh				-	-	161.0	-	161.0	161.0
Max. Operating Current	Cooling/Heating		A	22.6 / 22.6	22.6 /22.6	28.5 / 28.5	10.5 / 10.5	14.0 / 14.0	14.0 / 14.0
Annual Energy Consumption	Cooling		kWh/a	485	553	-	553	-	-
	Heating			2,795	2,970	-	2,970	-	-
Moisture Removal			l/h	1.8	2.0	4.0	2.0	4.0	5.0
Sound Pressure Level	Indoor (Cooling)	H/M/L/Q	dB(A)	38 / 34 / 31 / 28	38 / 34 / 31 / 28	40 / 36 / 32 / 29	38 / 34 / 31 / 28	40 / 36 / 32 / 29	40 / 36 / 32 / 29
	Indoor (Heating)	H/M/L/Q		38 / 34 / 31 / 28	38 / 34 / 31 / 28	40 / 36 / 32 / 29	38 / 34 / 31 / 28	40 / 36 / 32 / 29	40 / 36 / 32 / 29
	Outdoor (Cooling/Heating)	High		53 / 55	55 / 55	57 / 57	55 / 55	57 / 57	57 / 59
Sound Power Level	Indoor (Cooling/Heating)	High		64 / 64	65 / 65	67 / 67	65 / 65	67 / 67	67 / 67
	Outdoor (Cooling/Heating)	High		68 / 69	70 / 70	71 / 71	70 / 70	71 / 71	73 / 73
Airflow Rate	Indoor/Outdoor (Cooling)	High	m^3/h	1,950 / 3,750	2,070 / 3,750	2,160 / 4,450	2,070 / 3,750	2,160 / 4,450	2,160 / 4,450
	Indoor/Outdoor (Heating)	High		1,950 / 3,750	2,070 / 3,750	2,160 / 4,450	2,070 / 3,750	2,160 / 4,450	2,160 / 4,450
Static pressure range (Standard)			Pa	30 to 150 (50)	30 to 150 (50)	30 to 150 (60)	30 to 150 (50)	30 to 150 (60)	30 to 150 (60)
Net Dimensions H x W x D	Indoor		mm	240 × 1,400 × 700	240 × 1,400 × 700	240 × 1,400 × 700	240 × 1,400 × 700	240 × 1,400 × 700	240 × 1,400 × 700
	Outdoor		mm	788 × 940 × 320	788 × 940 × 320	998 × 940 × 320	788 × 940 × 320	998 × 940 × 320	998 × 940 × 320
Weight	Indoor		kg	42	42	42	42	42	42
	Outdoor		kg	52	52	67	53	67	67
Connection Pipe Diameter (Liquid/Gas)			mm	9.52 / 15.88	9.52 / 15.88	9.52 / 15.88	9.52/15.88	9.52/15.88	9.52/15.88
Drain Hose Diameter (I.D./O.D.)				25 / 32	25 / 32	25 / 32	25/32	25/32	25/32
Max. Pipe Length (Pre-Charge)			m	50 (30)	50 (30)	50 (30)	50 (30)	50 (30)	50 (30)
Max. Height Difference				30	30	30	30	30	30
Operating Range	Cooling		°CDB	-15 to 46	-15 to 46	-15 to 46	-15 to 46	-15 to 46	-15 to 46
	Heating			-15 to 24	-15 to 24	-15 to 24	-15 to 24	-15 to 24	-15 to 24
Refrigerant	Type (Global Warming Potential)			R32 (675)	R32 (675)	R32 (675)	R32 (675)	R32 (675)	R32 (675)
	Charge		kg (CO2eq-T)	1.90 (1.283)	1.90 (1.283)	2.70 (1.823)	1.90 (1.283)	2.70 (1.823)	2.70 (1.823)

Optional parts

* For information on the compatibility of optional parts for Intesis products, please refer to the compatibility list at the end of the "Control system & Optional parts" chapter.

Wired Remote Controller (Design type):	UTY-RVRY	IR receiver unit:	UTY-LBTYM
Compact wired remote controller:	UTY-RCRYZ1	Silver ion filter:	UTD-HFNA
Wired remote controller (touch panel):	UTY-RNRYZ6	Long-life filter:	UTD-LFDA
Wired remote controller:	UTY-RLRY	MODBUS converter:	UTY-VMSX
Simple remote controller (without operation mode):	UTY-RHRYZ1	KNX converer:	UTY-VKSX
Simple remote controller:	UTY-RSRYZ1	WLAN adapter:	UTY-TFSXJ3
Remote sensor unit:	UTY-XSZX UTY-XSZXZ1	External switch controller:	UTY-TERX

External input and output PCB:	UTY-XCSX
External input and output PCB bracket:	UTZ-GXDA
Network Convertor for single split (DC power supply type):	UTY-VTGX
Network Convertor for single split (AC power supply type):	UTY-VTGXV
External Connect Kit:	UTY-XWZXZG
(Outdoor unit) External Connect Kit:	UTY-XWZXZ3

Dimensions

(Unit: mm)

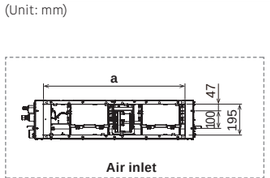

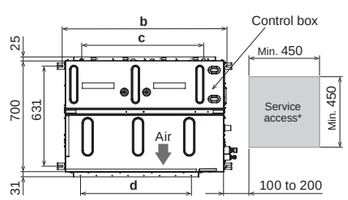

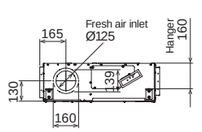

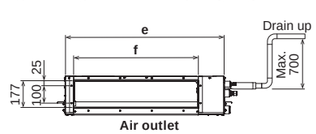

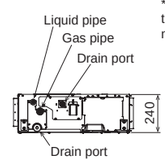

	ARXH 30 / 36 / 45 / 54 KMTAP
a	1,295
b	1,440
c	P100 × 12 = 1,200
d	P100 × 11 = 1,100
e	1,400
f	1,190

*The design of the service access depends on the installation method. Refer to the installation manual for more information.

Duct

Medium Static Pressure Range

Standard
ESP up to 150 Pa

(30/36/45)

Easy Maintenance

Structural improvement is attained by making the bottom panel in two pieces—front and rear. The internal fan casing is also manufactured in two pieces—upper and lower. As a result, the motor and fan can be easily accessed and maintained by removing the rear panel and the lower casing while leaving the main chassis in place.

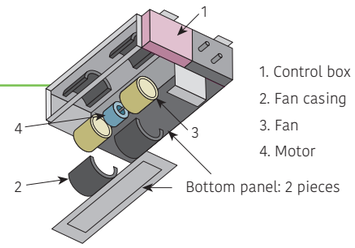

1. Control box
2. Fan casing
3. Fan
4. Motor

Bottom panel: 2 pieces

See below for case of rear-suction type

Slim & Compact Design

Indoor Unit

The slim and compact design of the indoor unit, with the control box mounted on the side, allows installation in narrow spaces.

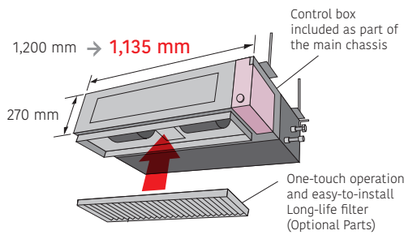

Outdoor Unit

The outdoor units for the 45,000 BTU and 54,000 BTU models have been completely redesigned. Easier installation is achieved for this compact and lightweight outdoor unit.



Two-Direction Drain Pipe

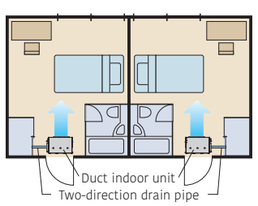

Link Up with a Variety of Central Control System (Option)

Centralized control including facilities and equipment in addition to air conditioning is possible by linking up with MODBUS, KNX interfaces.

Central Control System

Model: ARXG22KMLB / ARXG24KMLA / ARXG30KMLA / ARXG36KMLA / ARXG45KMLA
ARXG36KMLA [3-phase] / ARXG45KMLA [3-phase]



For ARXG22KMLB | For ARXG24KMLA | For ARXG30/36KMLA | For ARXG45KMLA

Specifications

Model name	Indoor unit			ARXG22KMLB	ARXG24KMLA	ARXG30KMLA	ARXG36KMLA	ARXG45KMLA	ARXG36KMLA	ARXG45KMLA
	Outdoor unit			AOEG22KBTB	AOEG24KBTB	AOEG30KBTB	AOEG36KBTB	AOEG45KBTB	AOEG36KRTA	AOEG45KRTA
Power Source				Single phase, ~230 V, 50 Hz					3-phase, ~400 V, 50 Hz	
Capacity	Cooling	Rated	kW	6.0	6.8	8.5	9.5	12.1	9.5	12.1
		Min.-Max.		0.9-6.7	0.9-8.0	2.8-10.0	2.8-11.2	4.0-13.0	2.8-11.2	4.0-13.0
	Heating	Rated		7.0	7.5	10.0	10.8	13.5	10.8	13.5
		Min.-Max.		0.9-8.0	0.9-9.1	2.7-11.2	2.7-12.7	4.2-15.2	2.7-12.7	4.2-15.2
Input Power	Cooling/Heating		kW	1.78/1.87	2.14/1.97	2.65/2.63	2.97/2.88	4.22/3.84	2.97/2.88	4.22/3.84
EER	Cooling		W/W	3.37	3.18	3.21	3.20	2.87	3.20	2.87
COP	Heating			3.74	3.80	3.80	3.75	3.52	3.75	3.52
Pdesign	Cooling/Heating (-10°C)		kW	6.0/4.8	6.8/6.0	8.5/8.0	9.5/8.7	12.1/9.2	9.5/8.7	12.1/9.2
SEER	Cooling		W/W	6.10	6.20	6.23	6.10	5.25	6.10	5.25
SCOP	Heating			4.10	4.10	4.00	4.00	3.63	4.00	3.63
Energy Efficiency Class	Cooling			A++	A++	A++	A++	-	A++	-
	Heating			A+	A+	A+	A+	-	A+	-
ηc			%	-	-	-	-	207.0	-	207.0
ηh				-	-	-	-	142.2	-	142.2
Max. Operating Current	Cooling/Heating		A	12.6/12.6	13.6/13.6	22.6/22.6	22.6/22.6	28.5/28.5	10.5/10.5	14.0/14.0
Annual Energy Consumption	Cooling		kWh/a	344	384	477	545	-	545	-
	Heating			1,637	2,045	2,797	3,044	-	3,044	-
Moisture Removal			l/h	2.1	2.5	2.5	3.0	4.0	3.0	4.0
Sound Pressure Level	Indoor (Cooling)	H/M/L/Q	dB(A)	31/29/27/25	31/29/27/25	39/35/30/26	39/35/30/26	42/38/32/28	39/35/30/26	42/38/32/28
	Indoor (Heating)	H/M/L/Q		31/29/27/25	31/29/27/25	42/35/30/26	42/35/30/26	42/38/32/28	42/35/30/26	42/38/32/28
	Outdoor (Cooling/Heating)	High		51/51	53/54	53/55	55/55	57/57	55/55	57/57
Sound Power Level	Indoor (Cooling/Heating)	High		60/62	60/62	65/69	65/70	68/70	65/70	68/70
	Outdoor (Cooling/Heating)	High		63/63	65/66	68/69	70/70	71/71	70/70	71/71
Airflow Rate	Indoor/Outdoor (Cooling)	High	m^3/h	1,100/2,240	1,100/2,700	1,900/3,750	1,900/3,750	2,100/4,450	1,900/3,750	2,100/4,450
	Indoor/Outdoor (Heating)	High		1,100/1,960	1,100/2,700	2,100/3,750	2,100/3,750	2,100/4,450	2,100/3,750	2,100/4,450
Static pressure range (Standard)			Pa	30 to 150 (35)	30 to 150 (35)	30 to 150 (47)	30 to 150 (47)	30 to 150 (60)	30-150 (47)	30-150 (60)
Net Dimensions H x W x D	Indoor		mm	270 × 1,135 × 700	270 × 1,135 × 700	270 × 1,135 × 700	270 × 1,135 × 700	270 × 1,135 × 700	270 × 1,135 × 700	270 × 1,135 × 700
	Outdoor		mm	632 × 799 × 290	716 × 820 × 315	788 × 940 × 320	788 × 940 × 320	998 × 940 × 320	788 × 940 × 320	998 × 940 × 320
Weight	Indoor		kg	35	35	38	38	39	38	39
	Outdoor		kg	38	42	52	52	67	53	67
Connection Pipe Diameter (Liquid/Gas)			mm	6.35/12.70	6.35/12.70	9.52/15.88	9.52/15.88	9.52/15.88	9.52/15.88	9.52/15.88
Drain Hose Diameter (I.D./O.D.)				35.7/38.1	35.7/38.1	35.7/38.1	35.7/38.1	35.7/38.1	35.7/38.1	35.7/38.1
Max. Pipe Length (Pre-Charge)			m	30 (20)	30 (20)	50 (30)	50 (30)	50 (30)	50 (30)	50 (30)
Max. Height Difference				25	25	30	30	30	30	30
Operating Range	Cooling		°CDB	-15 to 46	-15 to 46	-15 to 46	-15 to 46	-15 to 46	-15 to 46	-15 to 46
	Heating			-15 to 24	-15 to 24	-15 to 24	-15 to 24	-15 to 24	-15 to 24	-15 to 24
Refrigerant	Type (Global Warming Potential)			R32 (675)	R32 (675)	R32 (675)	R32 (675)	R32 (675)	R32 (675)	R32 (675)
	Charge		kg (CO2eq-T)	1.25 (0.844)	1.25 (0.844)	1.90 (1.283)	1.90 (1.283)	2.70 (1.823)	1.90 (1.283)	2.70 (1.823)

Optional parts

* For information on the compatibility of optional parts for Intesis products, please refer to the compatibility list at the end of the "Control system & Optional parts" chapter.

Wired Remote Controller (Design type):	UTY-RVRY	WLAN adapter:	UTY-TFSXJ3	Network Convertor for single split (DC power supply type):	UTY-VTGX
Compact wired remote controller:	UTY-RCRYZ1	Flange (Round):	UTD-RF204	Network Convertor for single split (AC power supply type):	UTY-VTGXV
Wired remote controller (touch panel):	UTY-RNRYZ6	Flange (Square):	UTD-SF045T	Long-life filter:	UTD-LF25NA
Wired remote controller:	UTY-RLRY	IR receiver unit:	UTY-LBTYM	Silver Ion Filter:	UTD-HFND
	UTY-RNNYM	Remote sensor unit:	UTY-XSZXZ1	External Connect Kit:	UTY-XWZXZG
	UTY-RVNYM	Drain pump unit:	UTZ-PX1NBA		
Simple remote controller (without operation mode):	UTY-RHRYZ1	External switch controller:	UTY-TERX	(Outdoor unit 30/36/45)	
Simple remote controller:	UTY-RSRYZ1			External Connect Kit:	UTY-XWZXZ3

Dimensions

(Unit: mm)

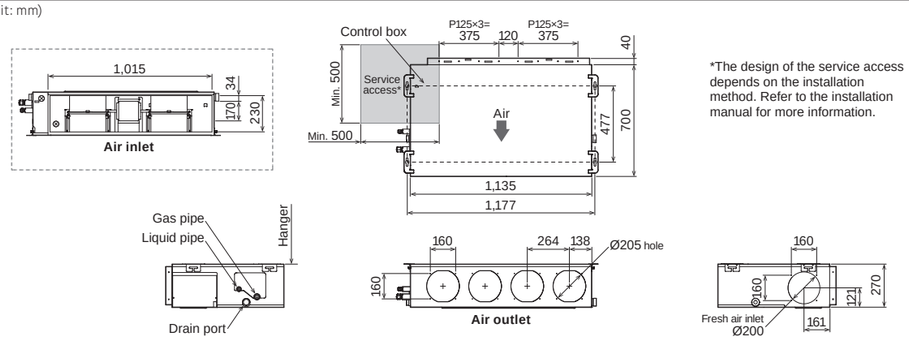

*The design of the service access depends on the installation method. Refer to the installation manual for more information.

Duct

High Static Pressure Range

Compact Size

ESP up to 200 Pa

REFRIGERANT R32

ALL DC

Economy | Auto Changeover | Adjust | Restart | Duct | Filter | Error | Adjust | Blue Fin

(30)

High-Efficiency & Quiet Operation

The combination of the V-shaped heat exchanger, air stabilizer, and the high-efficiency DC fan motor enable high-efficiency and quiet operation.

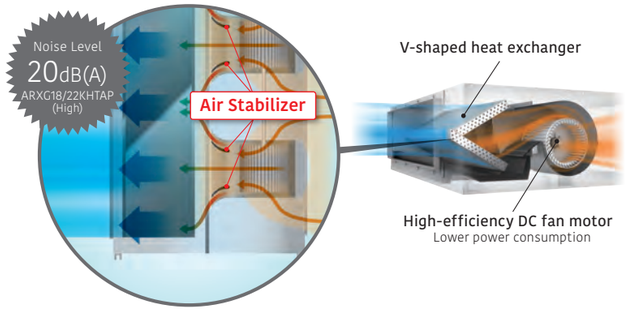

Small Lightweight Outdoor Unit

The outdoor unit in this series is smaller and lighter than previous-generation outdoor units. It can be installed in a narrow space.

Automatic Airflow Adjustment Function

This unique and innovative function detects required air flow in each application case and automatically adjust the volume.

Static pressure automatically adjust !

Link Up with a Variety of Central Control System (Option)

Centralized control including facilities and equipment in addition to air conditioning is possible by linking up with MODBUS, KNX interfaces.

Central Control System

REFRIGERANT R32

Model: ARXG12KHTAP / ARXG14KHTAP / ARXG18KHTAP / ARXG22KHTAP / ARXG24KHTAP / ARXG30KHTAP

ARXG12/14KHTAP

ARXG18/22/24/30KHTAP

For ARXG12/14KHTAP

For ARXG18/22KHTAP

For ARXG24KHTAP

For ARXG30KHTAP

Specifications

Model name	Indoor unit			ARXG12KHTAP	ARXG14KHTAP	ARXG18KHTAP	ARXG22KHTAP	ARXG24KHTAP	ARXG30KHTAP
	Outdoor unit			AOEG12KBTB	AOEG14KBTB	AOEG18KBTB	AOEG22KBTB	AOEG24KBTB	AOEG30KBTB
Power Source				Single phase, ~230 V, 50 Hz					
Capacity	Cooling	Rated	kW	3.5	4.3	5.2	6.0	6.8	8.5
		Min.-Max.		0.9-4.4	0.9-5.4	0.9-5.9	0.9-6.7	0.9-8.0	2.8-10.0
	Heating	Rated		4.1	5.0	6.0	7.0	7.5	10.0
		Min.-Max.		0.9-5.7	0.9-6.5	0.9-7.5	0.9-8.0	0.9-9.1	2.7-11.2
Input Power	Cooling/Heating		kW	0.87/1.00	1.17/1.25	1.36/1.56	1.71/1.81	1.89/1.85	2.65/2.63
EER	Cooling		W/W	4.02	3.68	3.82	3.51	3.60	3.21
COP	Heating			4.10	4.00	3.85	3.87	4.06	3.80
Pdesign	Cooling/Heating (-10°C)		kW	3.5/3.4	4.3/3.8	5.2/4.4	6.0/4.8	6.8/6.0	8.5/8.0
SEER	Cooling		W/W	6.30	6.20	6.50	6.50	6.50	6.23
SCOP	Heating (Average)			4.10	4.00	4.10	4.20	4.10	4.00
Energy Efficiency Class	Cooling			A++	A++	A++	A++	A++	A++
	Heating (Average)			A+	A+	A+	A+	A+	A+
Max. Operating Current	Cooling/Heating		A	9.7/9.7	10.2/10.2	12.1/12.1	12.6/12.6	13.6/13.6	22.6/22.6
Annual Energy Consumption	Cooling		kWh/a	194	243	280	323	366	477
	Heating			1,159	1,328	1,501	1,597	2,048	2,796
Moisture Removal			l/h	0.7	0.9	1.2	1.5	1.8	2.3
Sound Pressure Level	Indoor (Cooling)	H/M/L/Q	dB(A)	32/27/26/24	33/28/27/25	28/25/22/20	28/25/22/20	32/28/24/21	36/33/30/29
	Indoor (Heating)	H/M/L/Q		32/27/26/24	33/28/27/25	28/25/22/20	28/25/22/20	32/28/24/21	36/33/30/29
Sound Power Level	Outdoor (Cooling/Heating)	High		47/47	49/49	50/50	51/51	53/54	53/55
	Indoor (Cooling/Heating)	High		57/58	59/60	54/54	57/57	57/57	63/65
	Outdoor (Cooling/Heating)	High		61/61	62/62	62/62	63/63	65/66	68/69
Airflow Rate	Indoor/Outdoor (Cooling)	High	m^3/h	850/1,580	950/1,670	1,050/2,160	1,050/2,240	1,360/2,700	1,700/3,750
	Indoor/Outdoor (Heating)	High		850/1,520	950/1,580	1,050/1,830	1,050/1,960	1,360/2,700	1,700/3,750
Static pressure range (Standard)			Pa	30 to 200 (35)	30 to 200 (35)	30 to 200 (35)	30 to 200 (35)	30 to 200 (35)	30 to 200 (47)
Net Dimensions H x W x D	Indoor		mm	300 × 700 × 700	300 × 700 × 700	300 × 1,000 × 700	300 × 1,000 × 700	300 × 1,000 × 700	300 × 1,000 × 700
	Outdoor		mm	542 × 799 × 290	542 × 799 × 290	632 × 799 × 290	632 × 799 × 290	716 × 820 × 315	788 × 940 × 320
Weight	Indoor		kg	27	27	35	35	36	36
	Outdoor		kg	33	33	36	38	42	52
Connection Pipe Diameter (Liquid/Gas)			mm	6.35/9.52	6.35/9.52	6.35/12.70	6.35/12.70	6.35/12.70	9.52/15.88
Drain Hose Diameter (I.D./O.D.)				25/32	25/32	25/32	25/32	25/32	25/32
Max. Pipe Length (Pre-Charge)			m	25 (15)	25 (15)	30 (20)	30 (20)	30 (20)	50 (30)
Max. Height Difference				20	20	20	25	25	30
Operating Range	Cooling		°CDB	-15 to 46	-15 to 46	-15 to 46	-15 to 46	-15 to 46	-15 to 46
	Heating			-15 to 24	-15 to 24	-15 to 24	-15 to 24	-15 to 24	-15 to 24
Refrigerant	Type (Global Warming Potential)			R32 (675)	R32 (675)	R32 (675)	R32 (675)	R32 (675)	R32 (675)
	Charge	kg (CO2eq-T)		0.85 (0.574)	0.85 (0.574)	1.02 (0.689)	1.25 (0.844)	1.25 (0.844)	1.90 (1.283)

Optional parts

* For information on the compatibility of optional parts for Intesis products, please refer to the compatibility list at the end of the "Control system & Optional parts" chapter.

Wired Remote Controller (Design type): UTY-RVRY
Compact wired remote controller: UTY-RCRYZ1
Wired remote controller (touch panel): UTY-RNRYZ6
Wired remote controller: UTY-RLRY
UTY-RNNYM
UTY-RVNYM
Simple remote controller (without operation mode): UTY-RHRYZ1
Simple remote controller: UTY-RSRYZ1
Remote sensor unit: UTY-XSZXZ1

Long-life filter: UTD-LFNB (18-30)
UTD-LFNC (12-14)
Silver Ion Filter: UTD-HFNB (18-30)
UTD-HFNC (12/14)
WLAN adapter: UTY-TFSXJ3
IR receiver unit: UTY-LBTYM
External switch controller: UTY-TERX
External Connect Kit: UTY-XWZXZG

External input and output PCB: UTY-XCSX
External input and output PCB bracket: UTZ-GXNA
Network Convertor for single split (DC power supply type): UTY-VTGX
Network Convertor for single split (AC power supply type): UTY-VTGXV

(Outdoor unit 30)
External Connect Kit: UTY-XWZXZ3

Dimensions

(Unit: mm)

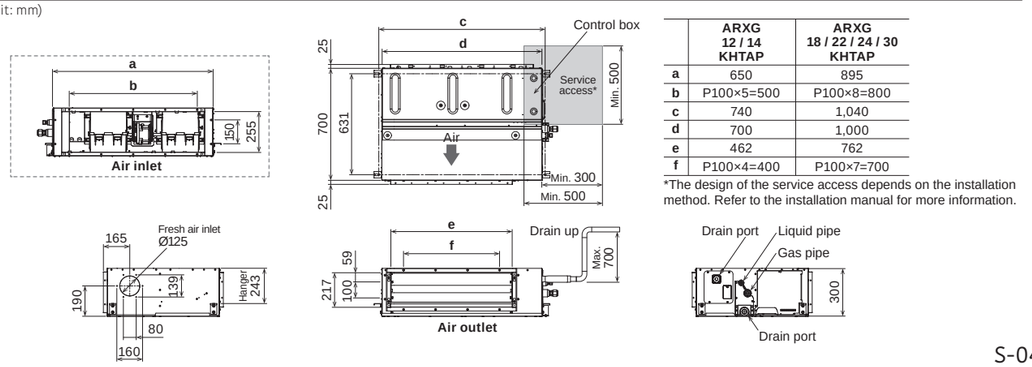

	ARXG 12 / 14 KHTAP	ARXG 18 / 22 / 24 / 30 KHTAP
a	650	895
b	P100×5=500	P100×8=800
c	740	1,040
d	700	1,000
e	462	762
f	P100×4=400	P100×7=700

*The design of the service access depends on the installation method. Refer to the installation manual for more information.

Duct

High Static Pressure Range

Compact Size

ESP up to 200 Pa

REFRIGERANT R32

ALL DC

Economy | Auto Changeover | Adjust | Restart | Duct | Filter | Error | Adjust | Blue Fin

(36/45/54)

High-Efficiency & Quiet Operation

The combination of the V-shaped heat exchanger, air stabilizer, and the high-efficiency DC fan motor enable high-efficiency and quiet operation.

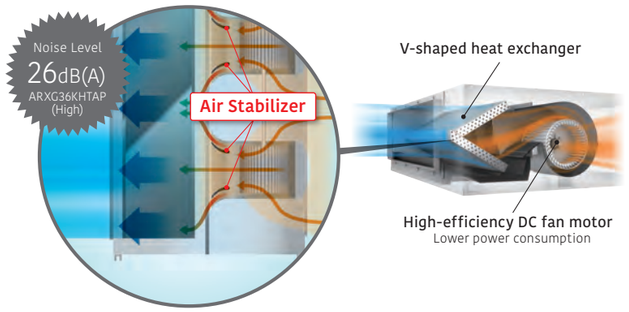

Small Lightweight Outdoor Unit

The outdoor unit in this series is smaller and lighter than previous-generation outdoor units. It can be installed in a narrow space.



Automatic Airflow Adjustment Function

This unique and innovative function detects required air flow in each application case and automatically adjust the volume.

Static pressure automatically adjust !

Link Up with a Variety of Central Control System (Option)

Centralized control including facilities and equipment in addition to air conditioning is possible by linking up with MODBUS, KNX interfaces.

Central Control System

REFRIGERANT R32

Model: ARXG36KHTAP / ARXG45KHTAP / ARXG54KHTAP
ARXG36KHTAP [3-phase] / ARXG45KHTAP [3-phase] / ARXG54KHTAP [3-phase]

For ARXG36KHTAP For ARXG45/54KHTAP

Specifications

Model name	Indoor unit			ARXG36KHTAP	ARXG45KHTAP	ARXG54KHTAP	ARXG36KHTAP	ARXG45KHTAP	ARXG54KHTAP
	Outdoor unit			AOEG36KBTB	AOEG45KBTB	AOEG54KBTB	AOEG36KRTA	AOEG45KRTA	AOEG54KRTA
Power Source				Single phase, ~230 V, 50 Hz			3-phase, ~400 V, 50 Hz		
Capacity	Cooling	Rated	kW	9.5	12.1	13.4	9.5	12.1	13.4
		Min.-Max.		2.8-11.2	4.0-14.0	4.5-14.5	2.8-11.2	4.0-14.0	4.5-14.5
	Heating	Rated		10.8	13.5	15.5	10.8	13.5	15.5
		Min.-Max.		2.7-12.7	4.2-16.2	4.7-16.5	2.7-12.7	4.2-16.2	4.7-16.5
Input Power	Cooling/Heating		kW	2.86/2.48	3.53/3.37	4.42/3.89	2.86/2.48	3.53/3.37	4.42/3.89
EER	Cooling		W/W	3.32	3.43	3.03	3.32	3.43	3.03
COP	Heating			4.35	4.01	3.98	4.35	4.01	3.98
Pdesign	Cooling/Heating (-10°C)		kW	9.5 / 8.7	12.1 / 9.2	13.4 / 9.5	9.5 / 8.7	12.1 / 9.2	13.4 / 9.5
SEER	Cooling		W/W	6.10	5.83	5.81	6.10	5.83	5.81
SCOP	Heating (Average)			4.20	3.87	3.85	4.20	3.87	3.85
Energy Efficiency Class	Cooling			A++	-	-	A++	-	-
	Heating (Average)			A+	-	-	A+	-	-
ηc			%	-	230.2	229.4	-	230.2	229.4
ηh				-	151.8	151.0	-	151.8	151.0
Max. Operating Current	Cooling/Heating		A	22.6/22.6	28.5/28.5	28.5/28.5	10.5/10.5	14.0/14.0	14.0/14.0
Annual Energy Consumption	Cooling		kWh/a	544	-	-	544	-	-
	Heating			2,898	-	-	2,898	-	-
Moisture Removal			l/h	2.0	2.6	3.7	2.0	2.6	3.7
Sound Pressure Level	Indoor (Cooling)	H/M/L/Q	dB(A)	36/31/28/26	39/35/31/29	39/35/31/29	36/31/28/26	39/35/31/29	39/35/31/29
	Indoor (Heating)	H/M/L/Q		33/31/28/26	39/35/31/29	39/35/31/29	33/31/28/26	39/35/31/29	39/35/31/29
	Outdoor (Cooling/Heating)	High		55/55	57/57	57/59	55/55	57/57	57/59
Sound Power Level	Indoor (Cooling/Heating)	High		64/63	67/69	67/69	64/63	67/69	67/69
	Outdoor (Cooling/Heating)	High		70/70	71/71	73/73	70/70	71/71	73/73
Airflow Rate	Indoor/Outdoor (Cooling)	High	m^3/h	2,050/3,750	2,550/4,450	2,550/4,450	2,050/3,750	2,550/4,450	2,550/4,450
	Indoor/Outdoor (Heating)	High		1,850/3,750	2,550/4,450	2,550/4,450	1,850/3,750	2,550/4,450	2,550/4,450
Static pressure range (Standard)			Pa	30 to 200 (47)	30 to 200 (60)	30 to 200 (60)	30-200 (47)	30-200 (60)	30-200 (60)
Net Dimensions H x W x D	Indoor		mm	300 × 1,400 × 700	300 × 1,400 × 700	300 × 1,400 × 700	300 × 1,400 × 700	300 × 1,400 × 700	300 × 1,400 × 700
	Outdoor		mm	788 × 940 × 320	998 × 940 × 320	998 × 940 × 320	788 × 940 × 320	998 × 940 × 320	998 × 940 × 320
Weight	Indoor		kg	46	46	46	46	46	46
	Outdoor		kg	52	67	67	53	67	67
Connection Pipe Diameter (Liquid/Gas)			mm	9.52/15.88	9.52/15.88	9.52/15.88	9.52/15.88	9.52/15.88	9.52/15.88
Drain Hose Diameter (I.D./O.D.)				25/32	25/32	25/32	25/32	25/32	25/32
Max. Pipe Length (Pre-Charge)			m	50 (30)	50 (30)	50 (30)	50 (30)	50 (30)	50 (30)
Max. Height Difference				30	30	30	30	30	30
Operating Range	Cooling		°CDB	-15 to 46	-15 to 46	-15 to 46	-15 to 46	-15 to 46	-15 to 46
	Heating			-15 to 24	-15 to 24	-15 to 24	-15 to 24	-15 to 24	-15 to 24
Refrigerant	Type (Global Warming Potential)			R32 (675)	R32 (675)	R32 (675)	R32 (675)	R32 (675)	R32 (675)
	Charge		kg (CO2eq-T)	1.90 (1.283)	2.70 (1.823)	2.70 (1.823)	1.90 (1.283)	2.70 (1.823)	2.70 (1.823)

Optional parts

* For information on the compatibility of optional parts for Intesis products, please refer to the compatibility list at the end of the "Control system & Optional parts" chapter.

Wired Remote Controller (Design type):	UTY-RVRY	Long-life filter:	UTD-LFNA
Compact wired remote controller:	UTY-RCRYZ1	Silver Ion Filter:	UTD-HFNA
Wired remote controller (touch panel):	UTY-RNRYZ6	WLAN adapter:	UTY-TFSXJ3
Wired remote controller:	UTY-RLRY	External switch controller:	UTY-TERX
	UTY-RNNYM	IR receiver unit:	UTY-LBTYM
	UTY-RVNYM	External Connect Kit:	UTY-XWZXZG
Simple remote controller (without operation mode):	UTY-RHRYZ1	Remote sensor unit:	UTY-XSZXZ1
Simple remote controller:	UTY-RSRYZ1		

External input and output PCB:	UTY-XCSX
External input and output PCB bracket:	UTZ-GXNA
Network Convertor for single split (DC power supply type):	UTY-VTGX
Network Convertor for single split (AC power supply type):	UTY-VTGXV
(Outdoor unit 36/45/54)	
External connect kit:	UTY-XWZXZ3

Dimensions

(Unit: mm)

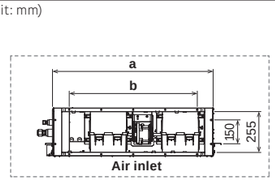

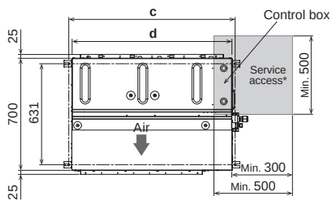

	ARXG 36 / 45 / 54 KHTAP
a	1,295
b	P100×12=1,200
c	1,440
d	1,400
e	1,162
f	P100×11=1,100

*The design of the service access depends on the installation method. Refer to the installation manual for more information.

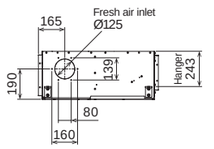

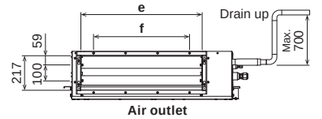

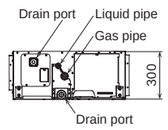

SPLIT

Duct

High Static Pressure Range

Standard

ESP up to 250 Pa

REFRIGERANT R32

ALL DC

Economy | Auto Changeover | Adjust | Restart | Filter | Error | Blue Fin

Easy Installation (Compact & Lightweight)

The indoor and outdoor units are designed to be compact and light by reducing the basic chassis size and the overall material weight.





Design Also Suits High Static Pressure

Low Noise

Slanted corners at the top help reduce turbulent airflow. Low noise is realized by adopting a plastic case and a plastic fan.

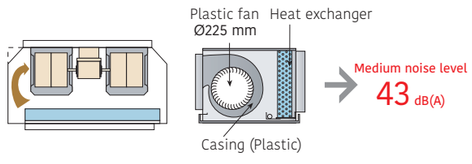

Link Up with a Variety of Central Control System (Option)

Centralized control including facilities and equipment in addition to air conditioning is possible by linking up with MODBUS, KNX interfaces.

Central Control System

REFRIGERANT R32

Model: ARXG45KHTB / ARXG54KHTB
ARXG45KHTB [3-phase] / ARXG54KHTB [3-phase]

Specifications

Model name	Indoor unit				ARXG45KHTB	ARXG54KHTB	ARXG45KHTB	ARXG54KHTB
	Outdoor unit				AOEG45KBTB	AOEG54KBTB	AOEG45KRTA	AOEG54KRTA
Power Source					Single phase, ~230 V, 50 Hz		3-phase, ~400 V, 50 Hz	
Capacity	Cooling	Rated		kW	12.1	13.4	12.1	13.4
		Min.-Max.			4.0-14.0	5.0-14.5	4.0-14.0	5.0-14.5
	Heating	Rated			13.5	15.5	13.5	15.5
		Min.-Max.			5.0-16.2	5.5-18.0	5.0-16.2	5.5-18.0
Input Power	Cooling/Heating			kW	4.16/3.61	4.77/4.18	4.16/3.61	4.77/4.18
EER	Cooling			W/W	2.91	2.81	2.91	2.81
COP	Heating				3.74	3.71	3.74	3.71
Pdesign	Cooling/Heating (-10°C)			kW	12.1 / 9.2	13.4 / 9.5	12.1 / 9.2	13.4 / 9.5
SEER	Cooling			W/W	5.14	5.10	5.14	5.10
SCOP	Heating				4.00	3.96	4.00	3.96
Energy Efficiency Class	Cooling				-	-	-	-
	Heating				-	-	-	-
ηc				%	202.6	201.0	202.6	201.0
ηh					157.0	155.4	157.0	155.4
Max. Operating Current	Cooling/Heating			A	28.5/28.5	28.5/28.5	14.0/14.0	14.0/14.0
Annual Energy Consumption	Cooling			kWh/a	-	-	-	-
	Heating				-	-	-	-
Moisture Removal				l/h	1.5	2.0	1.5	2.0
Sound Pressure Level	Indoor (Cooling)		H/M/L	dB(A)	47/43/40	47/43/40	47/43/40	47/43/40
	Indoor (Heating)		H/M/L		47/43/40	47/43/40	47/43/40	47/43/40
	Outdoor (Cooling/Heating)		High		57/57	57/59	57/57	57/59
Sound Power Level	Indoor (Cooling/Heating)		High		75/74	75/74	75/74	75/74
	Outdoor (Cooling/Heating)		High		71/71	73/73	71/71	73/73
Airflow Rate	Indoor/Outdoor (Cooling)		High	m^3/h	3,350/4,450	3,350/4,450	3,350/4,450	3,350/4,450
	Indoor/Outdoor (Heating)		High		3,350/4,450	3,350/4,450	3,350/4,450	3,350/4,450
Static pressure range (Standard)				Pa	100 to 250 (100)	100 to 250 (100)	100to250 (100)	100to250 (100)
Net Dimensions H x W x D	Indoor			mm	400 × 1,050 × 500	400 × 1,050 × 500	400 × 1,050 × 500	400 × 1,050 × 500
	Outdoor			mm	998 × 940 × 320	998 × 940 × 320	998 × 940 × 320	998 × 940 × 320
Weight	Indoor			kg	46	46	46	46
	Outdoor			kg	67	67	67	67
Connection Pipe Diameter (Liquid/Gas)				mm	9.52/15.88	9.52/15.88	9.52/15.88	9.52/15.88
Drain port Diameter (I.D./O.D.)					23.4/25.4	23.4/25.4	23.4/25.4	23.4/25.4
Max. Pipe Length (Pre-Charge)				m	50 (30)	50 (30)	50 (30)	50 (30)
Max. Height Difference					30	30	30	30
Operating Range	Cooling			°CDB	-15 to 46	-15 to 46	-15 to 46	-15 to 46
	Heating				-15 to 24	-15 to 24	-15 to 24	-15 to 24
Refrigerant	Type (Global Warming Potential)				R32 (675)	R32 (675)	R32 (675)	R32 (675)
	Charge			kg (CO2eq-T)	2.70 (1.823)	2.70 (1.823)	2.70 (1.823)	2.70 (1.823)

Optional parts

* For information on the compatibility of optional parts for Intesis products, please refer to the compatibility list at the end of the "Control system & Optional parts" chapter.

Wired Remote Controller (Design type): UTY-RVRY
Compact wired remote controller: UTY-RCRYZ1
Wired remote controller (touch panel): UTY-RNRYZ6
Wired remote controller: UTY-RLRY
Simple remote controller: UTY-RSRYZ1
UTY-RHRYZ1
IR Receiver unit: UTY-LBTYM

Remote sensor unit: UTY-XSZXZ1
Long-life filter: UTD-LF60KA
External switch controller: UTY-TERX
WLAN adapter: UTY-TFSXJ3
External input and output PCB: UTY-XCSX+UTZ-GXEA
External Connect Kit: UTY-XWZXZG

Network Convertor for single split (DC power supply type): UTY-VTGX
Network Convertor for single split (AC power supply type): UTY-VTGXV
Silver Ion Filter: UTD-HFKB

(Outdoor unit)
External Connect Kit: UTY-XWZXZ3

Dimensions

(Unit: mm)

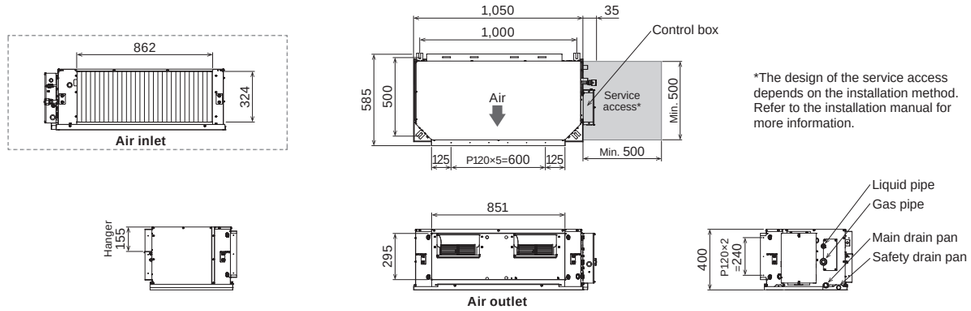

SPLIT

NEW

Duct

High Static Pressure Range

High-Efficiency &Comfort

ESP up to 260 Pa



REFRIGERANT R32

ALL DC

Economy · Auto Changeover · Adjust · Restart · Filter · Error · Adjust · Blue Fin

High Energy Efficiency

Much greater efficiency is achieved by the use of all-DC inverter technology.

Design Also Corresponding to High Static Pressure



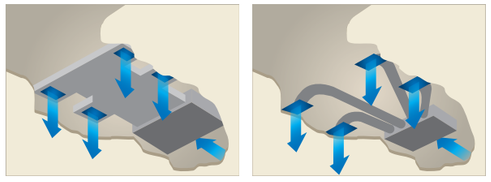

Easy Installation (Compact & Lightweight)

The indoor unit is designed to be compact and light by reducing the basic chassis size and the overall material weight.

Automatic Airflow Adjustment Function

The optimum airflow can be set automatically to facilitate faster installation.

Static pressure automatically adjust !

*The remote controller is optional parts.

Link Up with a Variety of Central Control System (Option)

Centralized control including facilities and equipment in addition to air conditioning is possible by linking up with MODBUS, KNX interfaces.

Central Control System

REFRIGERANT R32

Model: ARXH60KHTA [3-phase]

Specifications

Model name	Indoor unit			ARXH60KHTA
	Outdoor unit			AOEH60KRTA
Power Source				3-phase, ~400 V, 50 Hz
Capacity	Cooling	Rated	kW	15.0
		Min.-Max.		5.0-17.5
	Heating	Rated		18.0
		Min.-Max.		5.1-22.4
Input Power	Cooling/Heating		kW	4.410 / 4.740
EER	Cooling		W/W	3.40
COP	Heating			3.80
Pdesign	Cooling/Heating (-10°C)		kW	15.0/10.8
SEER	Cooling		W/W	5.00
SCOP	Heating			3.90
Energy Efficiency Class	Cooling			–
	Heating			–
η_c			%	197.0
η_h				153.0
Max. Operating Current	Cooling/Heating		A	14.5 / 14.5
Annual Energy Consumption	Cooling		kWh/a	–
	Heating			–
Moisture Removal			l/h	2.4
Sound Pressure Level	Indoor (Cooling)	H/M/L	dB(A)	45 / 40 / 36
	Indoor (Heating)	H/M/L		45 / 40 / 36
	Outdoor (Cooling/Heating)	High		53 / 55
Sound Power Level	Indoor (Cooling/Heating)	High		67 / 67
	Outdoor (Cooling/Heating)	High		71 / 71
Airflow Rate	Indoor/Outdoor (Cooling)	High	m^3/h	3,550 / 7,000
	Indoor/Outdoor (Heating)	High		3,550 / 7,000
Static pressure range (Standard)			Pa	60 to 260 (60)
Net Dimensions H x W x D	Indoor		mm	425 × 1,250 × 490
	Outdoor		mm	1,418 × 970 × 370
Weight	Indoor		kg	52
	Outdoor		kg	95
Connection Pipe Diameter (Liquid/Gas)			mm	9.52 / 15.88
Drain port Diameter (I.D./O.D.)				25 / 32
Max. Pipe Length (Pre-Charge)			m	75 (30)
Max. Height Difference				30
Operating Range	Cooling		°CDB	-15 to 50
	Heating			-20 to 24
Refrigerant	Type (Global Warming Potential)			R32 (675)
	Charge		kg (CO2eq-T)	3.40 (2.295)

Optional parts

* For information on the compatibility of optional parts for Intesis products, please refer to the compatibility list at the end of the "Control system & Optional parts" chapter.

Wired Remote Controller (Design type):	UTY-RVRY	MODBUS Convertor:	UTY-VMSX	Network Convertor for single split (DC power supply type):	UTY-VTGX
Compact wired remote controller:	UTY-RCRYZ1	KNX Convertor:	UTY-VKSX	Network Convertor for single split (AC power supply type):	UTY-VTGXV
Wired remote controller (touch panel):	UTY-RNRYZ6	External Connect Kit:	UTY-XWZXZG	External input and output PCB:	UTY-XCSX
Wired remote controller:	UTY-RLRY	Remote sensor unit:	UTY-XSZXZ1	External input and output PCB bracket:	UTZ-GXEA
Simple remote controller (without operation mode):	UTY-RHRYZ1	IR receiver unit	UTY-LBTYM		
Simple remote controller:	UTY-RSRYZ1	External switch controller:	UTY-TERX	(Outdoor unit)	
WLAN adapter:	UTY-TFSXJ3			External Connect Kit:	UTY-XWZXZ3

Dimensions

(Unit: mm)

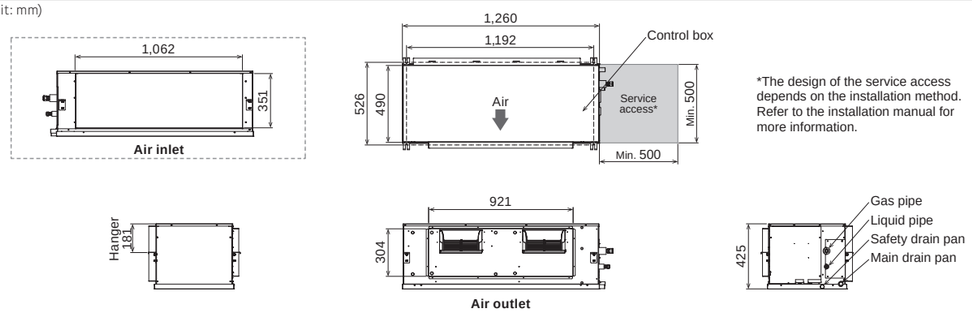

SPLIT

Duct

High Static Pressure Range

High-Efficiency &Comfort

ESP up to 260 Pa

REFRIGERANT R410A

ALL DC

Economy · Set Temp. · Return · Auto Changeover · Adjust · Restart · Auto OFF · Weekly · +Setback · Filter · Error · Blue Fin

High Energy Efficiency

Much greater efficiency is achieved by the use of all-DC inverter technology.

Design Also Corresponding to High Static Pressure



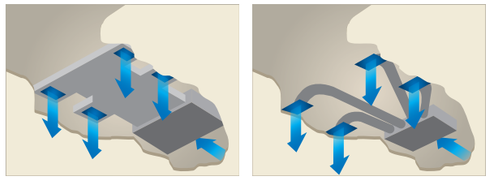

Easy Installation (Compact & Lightweight)

The indoor unit is designed to be compact and light by reducing the basic chassis size and the overall material weight.

Low Noise

Slanted corners at the top help reduce turbulent airflow.
Low noise is realized by adopting a plastic case and a plastic fan.

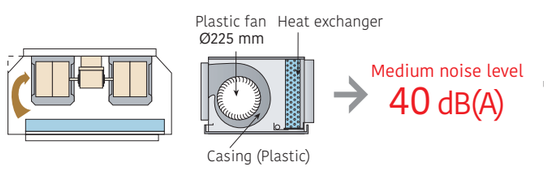

Link Up with a Variety of Central Control System (Option)

Centralized control including facilities and equipment in addition to air conditioning is possible by linking up with MODBUS, KNX interfaces.

Central Control System

REFRIGERANT R410A

Model: ARHG60LHTA [3-phase]

Wired RC

Specifications

Model name	Indoor unit			ARYG60LHTA
	Outdoor unit			AOYG60LATT
Power Source				3-phase, ~400 V, 50 Hz
Capacity	Cooling	Rated	kW	15.0
		Min.-Max.		6.2-17.5
	Heating	Rated		18.0
		Min.-Max.		6.2-20.0
Input Power	Cooling/Heating		kW	4.70/5.15
EER	Cooling		W/W	3.19
COP	Heating			3.50
Pdesign	Cooling/Heating		kW	15.0 / 10.8
SEER	Cooling		W/W	4.86
SCOP	Heating			3.50
ηc			%	191.4
ηh				137.0
Max. Operating Current	Cooling/Heating		A	12.5 /12.5
Moisture Removal			l/h	2.0
Sound Pressure	Indoor (Cooling)	H/M/L/Q	dB(A)	45/40/36/-
	Indoor (Heating)	H/M/L/Q		45/40/36/-
	Outdoor (Cooling/Heating)	High		56/58
Airflow Rate	Indoor/Outdoor (Cooling)	High	m^3/h	3,550/6,900
	Indoor/Outdoor (Heating)	High		3,550/7,300
Static pressure range (Standard)			Pa	60 to 260 (60)
Net Dimensions H x W x D	Indoor		mm	425 × 1,250 × 490
	Outdoor		mm	1,290 × 900 × 330
Weight	Indoor		kg	54
	Outdoor		kg	104
Connection Pipe Diameter (Liquid/Gas)			mm	9.52/15.88
Drain Hose Diameter (I.D./O.D.)				23.4/25.4
Max. Pipe Length (Pre-Charge)			m	75 (30)
Max. Height Difference				30
Operating Range	Cooling		°CDB	-15 to 46
	Heating			-15 to 24
Refrigerant	Type (Global Warming Potential)			R410A (2,088)
	Charge		kg (CO2eq-T)	3.45 (7.204)

Optional parts

* For information on the compatibility of optional parts for Intesis products, please refer to the compatibility list at the end of the "Control system & Optional parts" chapter.

Wired remote controller: UTY-RNNYM
Wired remote controller: UTY-RVNYM
External switch controller: UTY-TERX
Remote sensor unit: UTY-XSZXZ1
IR receiver unit UTY-LRHYM
External Connect Kit: UTD-ECS5A

Network Convertor for single split (DC power supply type): UTY-VTGX
Network Convertor for single split (AC power supply type): UTY-VTGXV

(Outdoor unit)
External Connect Kit: UTY-XWZXZ2

Dimensions

(Unit: mm)

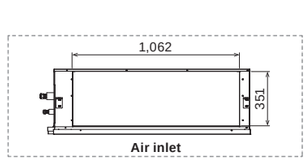

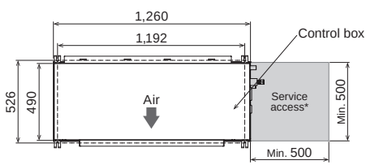

*The design of the service access depends on the installation method. Refer to the installation manual for more information.

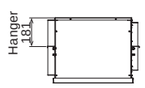

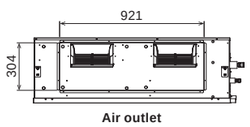

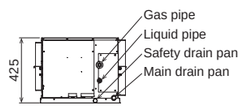

SPLIT

NEW

Duct

High Static Pressure Range

High-Efficiency

ESP up to 200 Pa

REFRIGERANT R32

ALL DC

Economy | Auto Changeover | Adjust | Restart | Filter | Error | Adjust | Blue Fin

Lightweight and Compact Design

The indoor unit can be split into fan unit and heat exchanger unit. Split units can pass through a ventilation opening, helping to reduce installation time.



Easy To Transport

A handle has been added to the indoor unit to make it easier to carry.

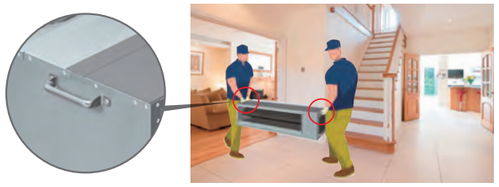

Quiet Operation

The combination of a V-shaped heat exchanger, an air stabilizer, and a high-efficiency DC fan motor enables this compact unit to operate quietly.

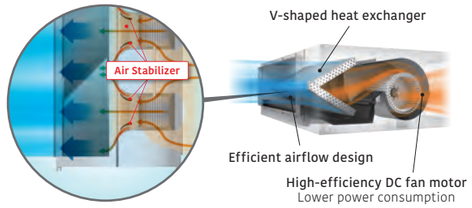

Automatic Airflow Adjustment Function

The optimum airflow can be set automatically to facilitate faster installation.

Static pressure automatically adjust !

*The remote controller is optional parts.

Link Up with a Variety of Central Control System (Option)

Centralized control including facilities and equipment in addition to air conditioning is possible by linking up with MODBUS, KNX interfaces.

Central Control System

REFRIGERANT R32

Model: ARXH72KHTA / ARXH90KHTA [3-phase]

Specifications

Model name	Indoor unit			ARXH72KHTA	ARXH90KHTA
	Outdoor unit			AOEH72KRTA	AOEH90KRTA
Power Source				3-phase, ~400 V, 50 Hz	
Capacity	Cooling	Rated	kW	19.0	22.0
		Min.-Max.		6.0-22.0	6.5-24.2
	Heating	Rated		22.4	25.0
		Min.-Max.		6.0-25.0	6.5-26.0
Input Power	Cooling/Heating		kW	6.030 / 6.200	7.330 / 7.360
EER	Cooling		W/W	3.15	3.00
COP	Heating			3.61	3.40
Pdesign	Cooling/Heating (-10°C)		kW	19.0/17.0	22.0/18.5
SEER	Cooling		W/W	5.70	5.40
SCOP	Heating			3.94	3.70
Energy Efficiency Class	Cooling			-	-
	Heating			-	-
ηc			%	225.0	213.0
ηh				154.6	145.0
Max. Operating Current	Cooling/Heating		A	18.0 / 18.0	18.0 / 18.0
Annual Energy Consumption	Cooling		kWh/a	-	-
	Heating			-	-
Moisture Removal			l/h	4.6	6.1
Sound Pressure Level	Indoor (Cooling)	H/M/L/Q	dB(A)	43 / 41 / 38 / 35	44 / 42 / 40 / 37
	Indoor (Heating)	H/M/L/Q		43 / 41 / 38 / 35	44 / 42 / 40 / 37
	Outdoor (Cooling/Heating)	High		61 / 64	61 / 64
Sound Power Level	Indoor (Cooling/Heating)	High		73 / 73	74 / 74
	Outdoor (Cooling/Heating)	High		75 / 75	77 / 77
Airflow Rate	Indoor/Outdoor (Cooling)	High	m³/h	3,800 / 9,600	4,100 / 9,600
	Indoor/Outdoor (Heating)	High		3,800 / 9,600	4,100 / 9,600
Static pressure range (Standard)			Pa	60 to 200 (72)	60 to 200 (72)
Net Dimensions H x W x D	Indoor		mm	360 × 1,400 × 850	360 × 1,400 × 850
	Outdoor		mm	1,418 × 970 × 370	1,418 × 970 × 370
Weight	Indoor		kg	69	69
	Outdoor		kg	103	103
Connection Pipe Diameter (Liquid/Gas)			mm	12.7 / 19.05	12.7 / 19.05
Drain port Diameter (I.D./O.D.)				31 / 32	31 / 32
Max. Pipe Length (Pre-Charge)			m	100 (40)	100 (40)
Max. Height Difference				30	30
Operating Range	Cooling		°CDB	-15 to 50	-15 to 50
	Heating			-20 to 24	-20 to 24
Refrigerant	Type (Global Warming Potential)			R32 (675)	R32 (675)
	Charge	kg (CO2eq-T)		4.00 (2.700)	4.00 (2.700)

Optional parts

* For information on the compatibility of optional parts for Intesis products, please refer to the compatibility list at the end of the "Control system & Optional parts" chapter.

Wired Remote Controller (Design type):	UTY-RVRY	WLAN adapter:	UTY-TFSXJ3	Network Convertor for single split (DC power supply type):	UTY-VTGX
Compact wired remote controller:	UTY-RCRYZ1	Long-life filter	UTD-LFKA	Network Convertor for single split (AC power supply type):	UTY-VTGXV
Wired remote controller (touch panel):	UTY-RNRYZ6	MODBUS Convertor:	UTY-VMSX	External input and output PCB:	UTY-XCSX
Wired remote controller:	UTY-RLRY	KNX Convertor:	UTY-VKSX	External input and output PCB bracket:	UTZ-GXNA
Simple remote controller (without operation mode):	UTY-RHRYZ1	Drain pump unit:	UTZ-PX1NAB		
Simple remote controller:	UTY-RSRYZ1	Silver Ion Filter:	UTD-HFKA	(Outdoor unit)	
External switch controller:	UTY-TERX	External Connect Kit:	UTY-XWZXZG	External Connect Kit:	UTY-XWZXZ3
IR receiver unit:	UTY-LBTYM	Remote sensor unit:	UTY-XSZXZ1	L-type piping kit:	UTP-FX06A

Dimensions

(Unit: mm)

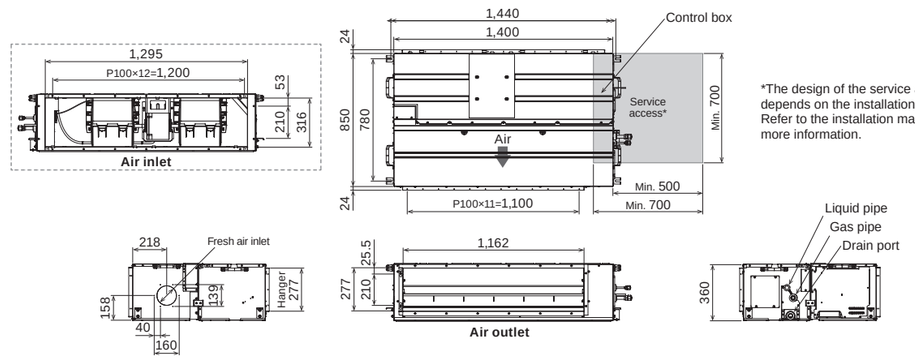

Duct

High Static Pressure Range

Standard

ESP up to 200 Pa*
(*72:150 Pa)

REFRIGERANT R410A

ALL DC

Lightweight and Compact Design

The indoor unit can be split into fan unit and heat exchanger unit. Split units can pass through a ventilation opening, helping to reduce installation time.



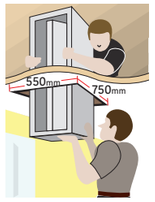

Quiet Operation

The combination of a V-shaped heat exchanger, an air stabilizer, and a high-efficiency DC fan motor enables this compact unit to operate quietly.

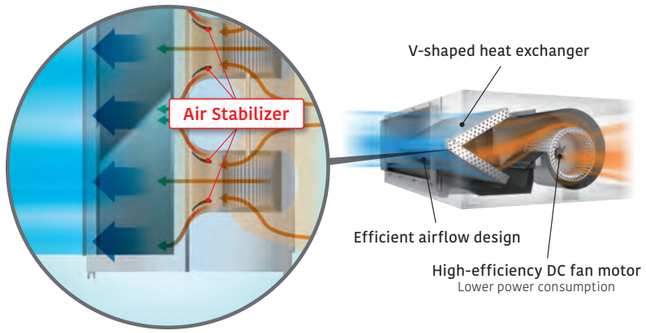

Automatic Airflow Adjustment Function

The optimum airflow can be set automatically to facilitate faster installation.

Static pressure automatically adjust !

Link Up with a Variety of Central Control System (Option)

Centralized control including facilities and equipment in addition to air conditioning is possible by linking up with MODBUS, KNX interfaces.

Central Control System

Model: ARYG72LHTA / ARYG90LHTA

REFRIGERANT R410A

Wired RC

Specifications

Model name	Indoor unit			ARYG72LHTA	ARYG90LHTA
	Outdoor unit			AOYG72LRLA	AOYG90LRLA
Power Source	Indoor			Single phase, ~230 V, 50 Hz	
	Outdoor			3-phase, ~400 V, 50 Hz	
Capacity	Cooling	Rated	kW	19.0	22.0
		Min.-Max.		8.4-20.9	10.3-24.2
	Heating	Rated		22.4	27.0
		Min.-Max.		7.2-24.6	8.5-29.7
Input Power	Cooling/Heating		kW	6.46/6.59	7.77/8.18
EER	Cooling		W/W	2.94	2.83
COP	Heating			3.40	3.30
Pdesign	Cooling/Heating		kW	19.0 / 15.3	22.0 / 18.5
SEER	Cooling		W/W	5.22	5.14
SCOP	Heating			3.94	3.92
ηc			%	205.8	202.6
ηh				154.6	153.8
Max. Operating Current	Indoor (Cooling/Heating)		A	4.6 / 4.6	6.0 / 6.0
	Outdoor (Cooling/Heating)			15.8 / 15.8	20.6 / 20.6
Moisture Removal			l/h	4.5	6.0
Sound Pressure	Indoor (Cooling)	H/M/L/Q	dB(A)	46/43/41/39	47/44/42/40
	Indoor (Heating)	H/M/L/Q		46/43/41/39	47/44/42/40
	Outdoor (Cooling/Heating)	High		55/55	55/57
Airflow Rate	Indoor/Outdoor (Cooling)	High	m^3/h	4,300/8,400	4,300/8,400
	Indoor/Outdoor (Heating)	High		4,300/8,400	4,300/9,000
Static pressure range (Standard)			Pa	50 to 150 (72)	50 to 200 (72)
Net Dimensions H x W x D	Indoor		mm	360 × 1,400 × 850	360 × 1,400 × 850
	Outdoor		mm	1,428 × 1,080 × 480	1,428 × 1,080 × 480
Weight	Indoor		kg	69	80
	Outdoor		kg	165	174
Connection Pipe Diameter (Liquid/Gas)			mm	12.7/25.4	12.7/25.4
Drain Hose Diameter (I.D./O.D.)				25/32	25/32
Max. Pipe Length (Pre-Charge)			m	100 (30)	100 (30)
Max. Height Difference				30	30
Operating Range	Cooling		°CDB	-15 to 46	-15 to 46
	Heating			-20 to 24	-20 to 24
Refrigerant	Type (Global Warming Potential)			R410A (2,088)	R410A (2,088)
	Charge		kg (CO_2eq-T)	5.6 (11.693)	7.1 (14.825)

Optional parts

* For information on the compatibility of optional parts for Intesis products, please refer to the compatibility list at the end of the "Control system & Optional parts" chapter.

Wired Remote Controller (Design type):	UTY-RVRY	WLAN adapter:	UTY-TFSXJ3	Network Convertor for single split (DC power supply type):	UTY-VTGX
Compact wired remote controller:	UTY-RCRYZ1	External input and output PCB:	UTY-XCSX	Network Convertor for single split (AC power supply type):	UTY-VTGXV
Wired remote controller (touch panel):	UTY-RNRYZ6	Remote sensor unit:	UTY-XSZXZ1	IR receiver unit:	UTY-LBTYM
Wired remote controller:	UTY-RLRY	Long-life filter	UTD-LFKA	Silver Ion Filter:	UTD-HFKA
	UTY-RNNYM	External Connect Kit:	UTY-XWZXZG		
	UTY-RVNYM	Drain pump unit:	UTZ-PX1NAB	(Outdoor unit)	
Simple remote controller (without operation mode):	UTY-RHRYZ1	External switch controller:	UTY-TERX	External Connect Kit:	UTY-XWZXZ3
Simple remote controller:	UTY-RSRYZ1				

Dimensions

(Unit: mm)

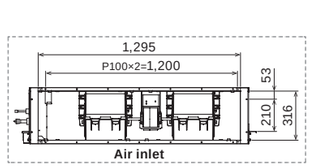

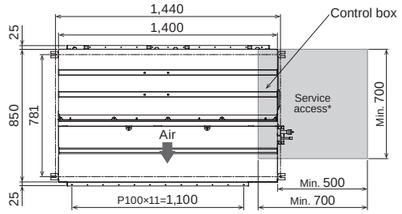

*The design of the service access depends on the installation method. Refer to the installation manual for more information.

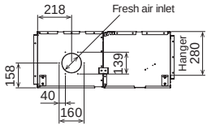

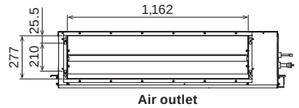

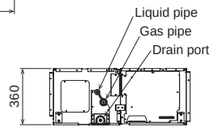

SPLIT

NEW

Floor

Built-in WLAN adapter model
Compact Size

REFRIGERANT R32

ALL DC

Economy | Set Temp. | Powerful | 10°C HEAT | Low Noise | Auto Changeover | Up/Down | Adjust | Restart | Sleep | Program | Weekly | Filter | Error | LAN | ION | AF

High Energy Saving

The Floor 09 class achieves a top-class SEER of 8.50 and an A+++ seasonal efficiency class for cooling.
The Floor 09 class achieves an improved SCOP of 4.30 and an A+ seasonal efficiency class for heating.

Class *1
Cooling A+++
Heating A+

SEER 8.50*1 SCOP 4.30*1

*1: 09 model

Flexible & Easy Installation

The compact and whole-surface suction design provides flexible installation options, including floor-standing, embedded, half concealed, and wall mount installation to match the room layout.

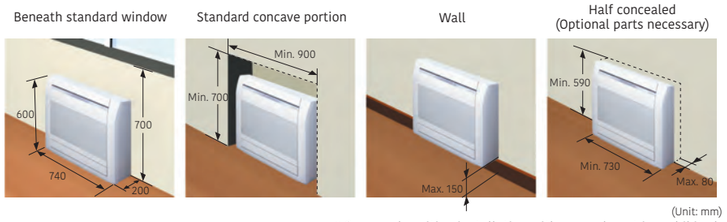

(Unit: mm)

* Concaved position installation with concealment is prohibited.

Low Ambient Operation

Factory-guaranteed cooling operation down to -10°C ambient temperature.

-10°C Cooling

-15°C Heating

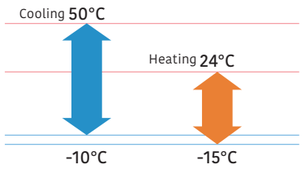

Smart Device Control

A WLAN adapter is included as standard equipment. By installing the AIRSTAGE mobile app on your smart device, you can check and control the operating status of the air conditioner from anywhere indoors or outdoors.

* See page C-022 for details on smart device control.

AIRSTAGE Mobile

10°C Heat

The room temperature can be set to go no lower than 10°C, thus ensuring that the room does not get too cold when not occupied.

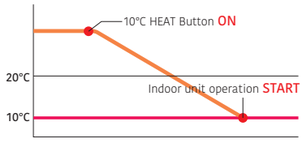

REFRIGERANT R32

Model: AGEH09KVCCL / AGEH12KVCCL / AGEH14KVCCL

Wireless RC

For AGEH09/12KVCCL

For AGEH14KVCCL

Specifications

Model name	Indoor unit			AGEH09KVCCL	AGEH12KVCCL	AGEH14KVCCL
	Outdoor unit			AOEH09KVCC	AOEH12KVCC	AOEH14KVCC
Power Source				Single phase, ~230 V, 50 Hz		
Capacity	Cooling	Rated	kW	2.5	3.5	4.2
		Min.-Max.		0.9-3.5	0.9-4.0	0.9-5.2
	Heating	Rated		3.5	4.5	5.2
		Min.-Max.		0.9-5.1	0.9-5.3	0.9-6.3
Input Power	Cooling/Heating		kW	0.53/0.81	0.88/1.22	1.06/1.41
EER	Cooling		W/W	4.70	4.00	3.95
COP	Heating			4.30	3.70	3.70
Pdesign	Cooling/Heating (-10°C)		kW	2.50/2.60	3.50/3.50	4.20/4.20
SEER	Cooling		W/W	8.50	8.20	8.10
SCOP	Heating (Average)			4.30	4.10	4.00
Energy Efficiency Class	Cooling			A+++	A++	A++
	Heating (Average)			A+	A+	A+
Max. Operating Current	Cooling/Heating		A	7.0/8.5	7.0/8.5	11.0/12.0
Annual Energy Consumption	Cooling		kWh/a	103	149	181
	Heating (Average)			845	1,192	1,466
Moisture Removal			l/h	1.3	1.8	2.1
Sound Pressure Level	Indoor (Cooling)	H/M/L/Q	dB(A)	40/35/29/22	40/35/29/22	44/38/31/22
	Indoor (Heating)	H/M/L/Q		41/35/29/22	41/35/29/22	43/37/29/22
Sound Power Level	Outdoor (Cooling/Heating)	High		43/47	45/51	51/50
	Indoor (Cooling/Heating)	High		53/54	53/54	57/56
	Outdoor (Cooling/Heating)	High		58/61	61/64	63/63
Airflow Rate	Indoor/Outdoor (Cooling)	High	m^3/h	570/1,530	570/1,530	650/2,210
	Indoor/Outdoor (Heating)	High		600/1,510	600/1,510	650/2,100
Net Dimensions H x W x D	Indoor		mm	600 × 740 × 200	600 × 740 × 200	600 × 740 × 200
	Outdoor		mm	542 × 799 × 290	542 × 799 × 290	632 × 799 × 290
Weight	Indoor		kg	14	14	14
	Outdoor		kg	31	31	37
Connection Pipe Diameter (Liquid/Gas)			mm	6.35/9.52	6.35/9.52	6.35/9.52
Drain Hose Diameter (I.D./O.D.)				13.8/15.8 to 16.7	13.8/15.8 to 16.7	13.8/15.8 to 16.7
Max. Pipe Length (Pre-Charge)			m	20 (15)	20 (15)	20 (15)
Max. Height Difference				15	15	15
Operating Range	Cooling		°CDB	-10 to 50*	-10 to 50*	-10 to 50*
	Heating			-15 to 24	-15 to 24	-15 to 24
Refrigerant	Type (Global Warming Potential)			R32 (675)	R32 (675)	R32 (675)
	Charge		kg (CO2eq-T)	0.85 (0.574)	0.85 (0.574)	0.94 (0.635)

*:Outside air intake temperature

Optional parts

* For information on the compatibility of optional parts for Intesis products, please refer to the compatibility list at the end of the "Control system & Optional parts" chapter.

Wired Remote Controller (Design type):	UTY-RVRY	Simple remote controller:	UTY-RSRYZ1
Compact wired remote controller:	UTY-RCRYZ1	External switch controller:	UTY-TERX
Wired remote controller (touch panel):	UTY-RNRYZ6	Half Connect Kit:	UTR-STA
Wired remote controller:	UTY-RLRY	External Connect Kit:	UTY-XWZXZ5
Wireless remote controller:	UTY-LNWX	Communication Kit:	UTY-TWRXZ3
Simple remote controller (without operation mode):	UTY-RHRYZ1	Silver Ion Filter:	UTR-FA03-5

Network Convertor for single split (DC power supply type):	UTY-VTGX
Network Convertor for single split (AC power supply type):	UTY-VTGXV
External Connect Kit:	UTY-XWZX
MODBUS converter:	UTY-VMSX
KNX converer:	UTY-VKSX

Dimensions

(Unit: mm)

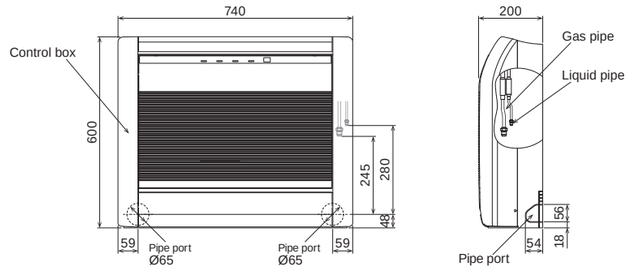

Ceiling

reddot winner 2020

(30/36/45/54)

Light Elegant Design

The light-elegant, gently curved surface gives a sense of comfort and well-being.

Easy Installation

The indoor unit can be easily installed under the ceiling thanks to the uniquely designed mounting kit.

1. Set mounting brackets



2. Hold up the ceiling unit and fit to the mounting brackets



3. Attach with screws

Easy Maintenance

The front panel can be opened without removing it for safe & speedy maintenance.

The drain pan can be removed for cleaning.

Components in the control box can be easily accessed from the wide side opening.

Flexible Installation

The drain hose and pipe can be contained in the casing and connected in the right, left, angled, or downward direction.

Link Up with a Variety of Central Control System (Option)

Centralized control including facilities and equipment in addition to air conditioning is possible by linking up with MODBUS, KNX interfaces.

Central Control System

Model: ABEG18KRTA / ABEG22KRTA / ABEG24KRTA / ABEG30KRTA / ABEG36KRTA / ABEG45KRTA
ABEG36KRTA [3-phase] / ABEG45KRTA [3-phase] / ABEG54KRTA [3-phase]

ABEG18/22KRTA

ABEG24/30KRTA

ABEG36/45/54KRTA

For ABEG18/22KRTA

For ABEG24KRTA

For ABEG30/36KRTA

For ABEG45/54KRTA

Specifications

Model name	Indoor unit			ABEG18KRTA	ABEG22KRTA	ABEG24KRTA	ABEG30KRTA	ABEG36KRTA	ABEG45KRTA	ABEG36KRTA	ABEG45KRTA	ABEG54KRTA
	Outdoor unit			AOEG18KBTB	AOEG22KBTB	AOEG24KBTB	AOEG30KBTB	AOEG36KBTB	AOEG45KBTB	AOEG36KRTA	AOEG45KRTA	AOEG54KRTA
Power Source				Single phase, ~230 V, 50 Hz						3-phase, ~400 V, 50 Hz		
Capacity	Cooling	Rated	kW	5.2	6.0	6.8	8.5	9.5	12.1	9.5	12.1	13.4
		Min.-Max.		0.9-5.9	0.9-6.7	0.9-8.0	2.8-10.0	2.8-11.2	4.0-13.5	2.8-11.2	4.0-13.5	4.5-14.5
	Heating	Rated		6.0	7.0	7.5	10.0	10.8	13.5	10.8	13.5	15.5
		Min.-Max.		0.9-7.5	0.9-8.0	0.9-9.1	2.7-11.2	2.7-12.7	4.2-16.2	2.7-12.7	4.2-16.2	4.7-16.5
Input Power	Cooling/Heating		kW	1.55/1.62	1.87/1.95	2.14/1.97	2.65/2.77	2.96/2.88	4.22/3.84	2.96/2.88	4.22/3.84	4.45/4.43
EER	Cooling		W/W	3.35	3.21	3.18	3.21	3.21	2.87	3.21	2.87	3.01
COP	Heating			3.70	3.59	3.81	3.61	3.75	3.52	3.75	3.52	3.50
Pdesign	Cooling/Heating (-10°C)		kW	5.2/4.4	6.0/4.8	6.8/6.0	8.5/8.0	9.5/8.7	12.1/9.2	9.5/8.7	12.1/9.2	13.4/9.5
SEER	Cooling		W/W	6.2	6.1	6.2	6.1	6.37	6.24	6.37	6.24	5.88
SCOP	Heating (Average)			4.1	4.0	4.1	4.0	4.21	4.05	4.21	4.05	3.95
Energy Efficiency Class	Cooling			A++	A++	A++	A++	A++	-	A++	-	-
	Heating (Average)			A+	A+	A+	A+	A+	-	A+	-	-
ηc			%	-	-	-	-	-	246.8	-	246.8	232.2
ηh				-	-	-	-	-	158.9	-	158.9	155.0
Max. Operating Current	Cooling/Heating		A	12.1/12.1	12.6/12.6	13.6/13.6	22.6/22.6	22.6/22.6	28.5/28.5	10.5/10.5	14.0/14.0	14.0/14.0
Annual Energy Consumption	Cooling		kWh/a	293	344	384	486	524	-	524	-	-
	Heating			1,501	1,677	2,042	2,796	2,904	-	2,904	-	-
Moisture Removal			l/h	2.0	2.5	2.2	3.0	2.6	4.5	2.6	4.5	5.0
Sound Pressure Level	Indoor (Cooling)	H/M/L/Q	dB(A)	38/36/33/31	42/37/34/31	41/36/32/29	45/40/35/32	44/40/37/32	45/41/39/34	44/40/37/32	45/41/39/34	48/44/41/38
	Indoor (Heating)	H/M/L/Q		38/36/33/31	42/37/34/31	41/36/32/29	45/40/35/32	44/40/37/32	45/41/39/34	44/40/37/32	45/41/39/34	48/44/41/38
	Outdoor (Cooling/Heating)	High		50/50	51/51	53/54	53/55	55/55	57/57	55/55	57/57	57/59
Sound Power Level	Indoor (Cooling/Heating)	High		53/53	57/57	56/56	60/60	59/59	60/60	59/59	60/60	63/63
	Outdoor (Cooling/Heating)	High		62/62	63/63	65/66	68/69	70/70	71/71	70/70	71/71	73/73
Airflow Rate	Indoor/Outdoor (Cooling)	High	m^3/h	840/2,160	900/2,240	1,230/2,700	1,400/3,750	1,850/3,750	1,900/4,450	1,850/3,750	1,900/4,450	2,100/4,450
	Indoor/Outdoor (Heating)	High		840/1,830	900/1,960	1,230/2,700	1,400/3,750	1,800/3,750	1,850/4,450	1,800/3,750	1,850/4,450	2,100/4,450
Net Dimensions H x W x D	Indoor		mm	235 × 1,080 × 705	235 × 1,080 × 705	235 × 1,390 × 705	235 × 1,390 × 705	235 × 1,700 × 705	235 × 1,700 × 705	235 × 1,700 × 705	235 × 1,700 × 705	235 × 1,700 × 705
	Outdoor		mm	632 × 799 × 290	632 × 799 × 290	716 × 820 × 315	788 × 940 × 320	788 × 940 × 320	998 × 940 × 320	788 × 940 × 320	998 × 940 × 320	998 × 940 × 320
Weight	Indoor		kg	24	24	31	31	38	38	38	38	38
	Outdoor		kg	36	38	42	52	52	67	53	67	67
Connection Pipe Diameter (Liquid/Gas)			mm	6.35/12.7	6.35/12.7	6.35/12.7	9.52/15.88	9.52/15.88	9.52/15.88	9.52/15.88	9.52/15.88	9.52/15.88
Drain Hose Diameter (I.D./O.D.)				25/32	25/32	25/32	25/32	25/32	25/32	25/32	25/32	25/32
Max. Pipe Length (Pre-Charge)			m	30 (20)	30 (20)	30 (20)	50 (30)	50 (30)	50 (30)	50 (30)	50 (30)	50 (30)
Max. Height Difference				20	25	25	30	30	30	30	30	30
Operating Range	Cooling		°CDB	-15 to 46	-15 to 46	-15 to 46	-15 to 46	-15 to 46	-15 to 46	-15 to 46	-15 to 46	-15 to 46
	Heating			-15 to 24	-15 to 24	-15 to 24	-15 to 24	-15 to 24	-15 to 24	-15 to 24	-15 to 24	-15 to 24
Refrigerant	Type (Global Warming Potential)			R32 (675)	R32 (675)	R32 (675)	R32 (675)	R32 (675)	R32 (675)	R32 (675)	R32 (675)	R32 (675)
	Charge		kg (CO2eq-T)	1.02 (0.689)	1.25 (0.844)	1.25 (0.844)	1.90 (1.283)	1.90 (1.283)	2.70 (1.823)	1.90 (1.283)	2.70 (1.823)	2.70 (1.823)

Optional parts

* For information on the compatibility of optional parts for Intesis products, please refer to the compatibility list at the end of the "Control system & Optional parts" chapter.

Wired Remote Controller (Design type):	UTY-RVRY	WLAN adapter:	UTY-TFSXJ3	Network Convertor for single split (DC power supply type):	UTY-VTGX
Compact wired remote controller:	UTY-RCRYZ1	Drain pump unit:	UTR-DPB24T	Network Convertor for single split (AC power supply type):	UTY-VTGXV
Wired remote controller (touch panel):	UTY-RNRYZ6	IR receiver unit:	UTY-LBTYH	External switch controller:	UTY-TERX
Wired remote controller:	UTY-RLRY	L-type Piping Kit:	UTP-FX24A (18/22/24)		
Simple remote controller (without operation mode):	UTY-RHRYZ1		UTP-FX35A (30/36/45/54)	(Outdoor unit 30/36/45/54)	
Simple remote controller:	UTY-RSRYZ1	Communication Kit:	UTY-TWRXZ3	External Connect Kit:	UTY-XWZXZ3
External input and output PCB:	UTY-XCSX	External Connect Kit:	UTY-XWZXZG		
External input and output PCB box:	UTZ-GXEA				

Dimensions

(Unit: mm)

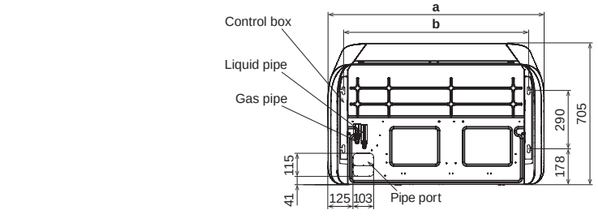

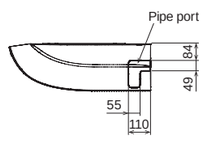

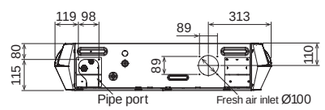

	ABEG 18/22KRTA	ABEG 24/30KRTA	ABEG 36/45/54 KRTA
a	1,080	1,390	1,700
b	923	1,233	1,543

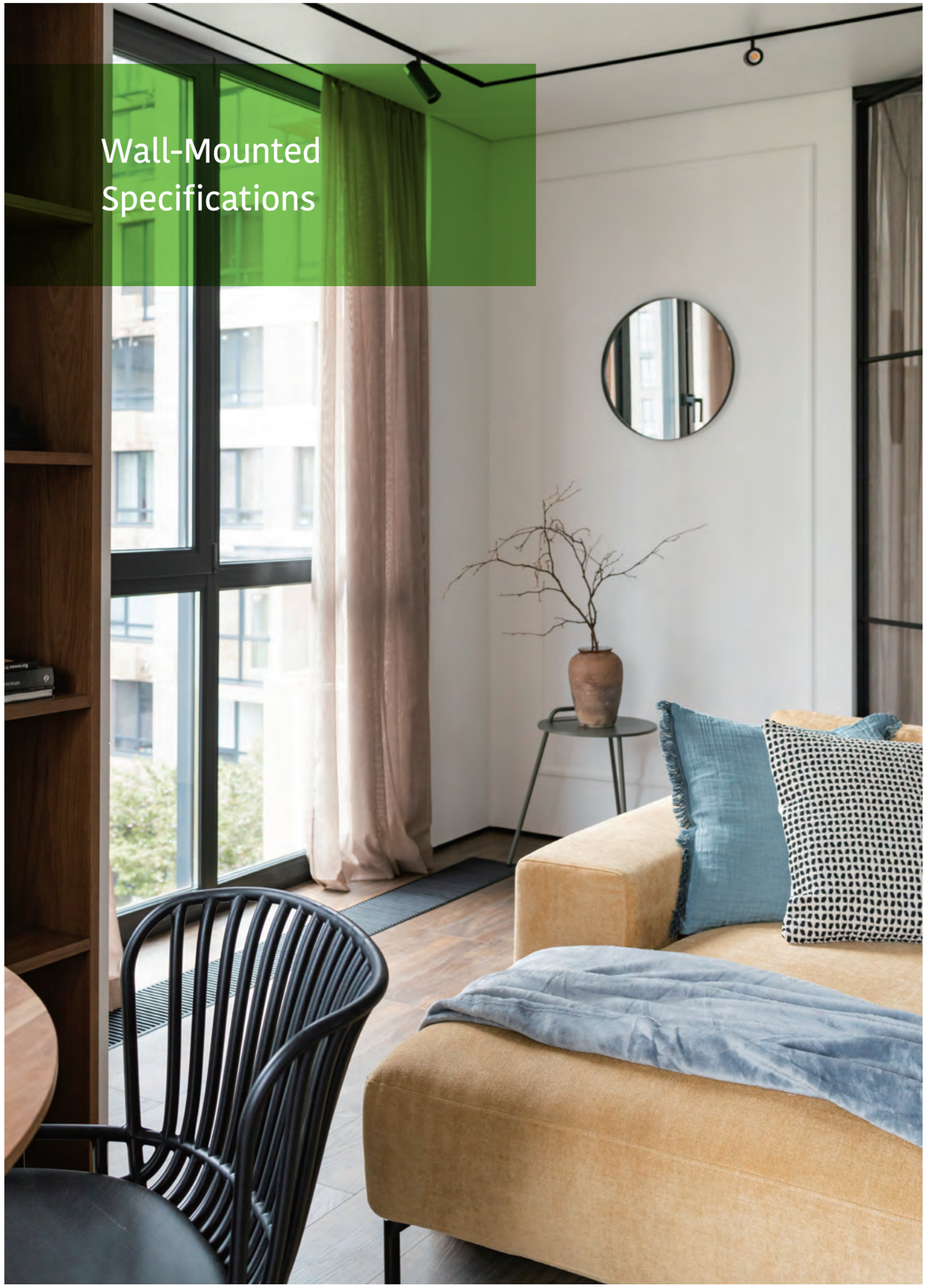

Wall-Mounted Specifications

Designer series
High Spec & Design (WLAN adapter Option Models)

Model name	Indoor unit			ASYH07KJCA ASYH07KJCA-B	ASYH09KJCA ASYH09KJCA-B	ASYH12KJCA ASYH12KJCA-B	ASYH14KJCA ASYH14KJCA-B
	Outdoor unit			AOYH07KJCA	AOYH09KJCA	AOYH12KJCA	AOYH14KJCA
Power Source				Single phase, 230V, ~50Hz			
Capacity	Cooling	Rated	kW	2.0	2.5	3.4	4.2
		Min-Max		0.9-3.0	0.9-3.2	0.9-3.9	0.9-4.3
	Heating	Rated		2.5	2.8	4.0	5.2
		Min-Max		0.9-3.6	0.9-4.5	0.9-5.4	0.9-5.9
Input Power	Cooling/Heating		kW	0.400 / 0.500	0.550 / 0.600	0.870 / 0.950	1.260 / 1.400
EER	Cooling		W/W	5.00	4.55	3.91	3.33
COP	Heating			5.00	4.67	4.21	3.71
Pdesign	Cooling/Heating(-10°C)		kW	2.0 / 2.3	2.5 / 2.4	3.4 / 2.5	4.2 / 4.0
SEER	Cooling		W/W	9.60	9.20	8.70	7.90
SCOP	Heating (Average)			5.10	5.10	5.10	4.60
Energy Efficiency Class	Cooling			A+++	A+++	A+++	A++
	Heating (Average)			A+++	A+++	A+++	A++
Max. Operating Current	Cooling/Heating		A	6.5 / 9.0	6.5 / 9.0	6.5 / 9.0	7.0 / 9.0
Annual Energy Consumption	Cooling		kWh/a	73	95	137	186
	Heating			631	658	685	1,216
Moisture Removal			l/h	1.0	1.0	1.5	1.6
Sound Pressure Level	Indoor (Cooling)	H/M/L/Q	dB(A)	36 / 31 / 24 / 19	38 / 31 / 24 / 19	41 / 34 / 25 / 20	45 / 35 / 25 / 20
	Indoor (Heating)	H/M/L/Q		38 / 31 / 24 / 20	38 / 31 / 24 / 20	41 / 34 / 25 / 21	44 / 35 / 25 / 21
	Outdoor(Cooling/Heating)	High		42 / 42	44 / 44	47 / 47	47 / 52
Sound Power Level	Indoor(Cooling/Heating)	High		51 / 52	52 / 52	56 / 56	59 / 59
	Outdoor(Cooling/Heating)	High		55 / 54	56 / 55	58 / 59	59 / 63
Airflow Rate	Indoor / Outdoor (Cooling)	High	m^3/h	540 / 1,390	580 / 1,480	630 / 1,690	720 / 1,690
	Indoor / Outdoor (Heating)	High		580 / 1,350	580 / 1,420	630 / 1,690	720 / 1,860
Net Dimensions H x W x D	Indoor		mm	270 × 798 × 240	270 × 798 × 240	270 × 798 × 240	270 × 798 × 240
	Outdoor		mm	542 × 799 × 290	542 × 799 × 290	542 × 799 × 290	542 × 799 × 290
Weight	Indoor		kg	10	10	10.5	10.5
	Outdoor		kg	30	30	31	31
Connection Pipe Diameter (Liquid / Gas)			mm	6.35 / 9.52	6.35 / 9.52	6.35 / 9.52	6.35 / 9.52
Drain hose Diameter (I.D./O.D.)				13.8 / 15 to 16.8	13.8 / 15 to 16.8	13.8 / 15 to 16.8	13.8 / 15 to 16.8
Max. Pipe Length (Pre-Charge)			m	20 (15)	20 (15)	20 (15)	20 (15)
Max. Height Difference				15	15	15	15
Operating Range	Cooling		°CDB	-10 to 50	-10 to 50	-10 to 50	-10 to 50
	Heating			-20 to 24	-20 to 24	-20 to 24	-20 to 24
Refrigerant	Type (Global Warming Potential)			R32 (675)	R32 (675)	R32 (675)	R32 (675)
	Charge		kg(CO2eq-T)	0.72 (0.486)	0.72 (0.486)	0.87 (0.587)	0.87 (0.587)

Standard series
High-Efficiency & Comfort

Model name	Indoor unit	WLAN Adapter Internal Models		ASYG07KMCF	ASYG09KMCF	ASYG12KMCF	ASYG14KMCF
		WLAN Adapter Option Models		ASYG07KMCE	ASYG09KMCE	ASYG12KMCE	ASYG14KMCE
	Outdoor unit			AOYG07KMCC	AOYG09KMCC	AOYG12KMCC	AOYG14KMCC
Power Source				Single phase, ~230 V, 50 Hz			
Capacity	Cooling	Rated	kW	2.0	2.5	3.4	4.2
		Min.-Max.		0.9-3.0	0.9-3.2	0.9-3.9	0.9-4.4
	Heating	Rated		2.5	2.8	4.0	5.4
		Min.-Max.		0.9-3.4	0.9-4.0	0.9-5.3	0.9-6.0
Input Power	Cooling/Heating		kW	0.450/0.555	0.630/0.620	0.935/0.960	1.220/1.410
EER	Cooling		W/W	4.43	3.97	3.65	3.44
COP	Heating			4.52	4.52	4.17	3.83
Pdesign	Cooling/Heating (-10°C)		kW	2.0/2.3	2.5/2.4	3.4/2.5	4.2/4.0
SEER	Cooling		W/W	7.40	7.40	7.30	6.90
SCOP	Heating (Average)			4.10	4.10	4.40	4.10
Energy Efficiency Class	Cooling			A++	A++	A++	A++
	Heating (Average)			A+	A+	A+	A+
Max. Operating Current	Cooling/Heating		A	6.5/9.0	6.5/9.0	6.5/9.0	6.5/9.0
Annual Energy Consumption	Cooling		kWh/a	95	118	163	213
	Heating			785	819	795	1367
Moisture Removal			l/h	1.0	1.3	1.8	2.1
Sound Pressure Level	Indoor (Cooling)	H/M/L/Q	dB(A)	38/33/29/20	40/34/29/20	40/35/30/20	43/36/30/20
	Indoor (Heating)	H/M/L/Q		41/35/31/22	42/36/31/22	42/38/33/22	44/39/33/24
	Outdoor (Cooling/Heating)	High		46/46	46/46	50/50	50/50
Sound Power Level	Indoor (Cooling/Heating)	High		54/56	55/57	55/58	57/59
	Outdoor (Cooling/Heating)	High		61/61	61/62	65/65	65/66
Airflow Rate	Indoor/Outdoor (Cooling)	High	m^3/h	650/1,650	700/1,650	700/1,700	770/1,680
	Indoor/Outdoor (Heating)	High		720/1,450	750/1,450	780/1,470	820/1,580
Net Dimensions H x W x D	Indoor		mm	270 × 834 × 222	270 × 834 × 222	270 × 834 × 222	270 × 834 × 222
	Outdoor		mm	541 × 663 × 290	541 × 663 × 290	541 × 663 × 290	542 × 799 × 290
Weight	Indoor		kg	10	10	10	10
	Outdoor		kg	22	22	24	31
Connection Pipe Diameter (Liquid/Gas)			mm	6.35/9.52	6.35/9.52	6.35/9.52	6.35/9.52
Drain Hose Diameter (I.D./O.D.)				13.8/15.0 to 16.8	13.8/15.0 to 16.8	13.8/15.0 to 16.8	13.8/15.0 to 16.8
Max. Pipe Length (Pre-Charge)			m	20 (15)	20 (15)	20 (15)	20 (15)
Max. Height Difference				15	15	15	15
Operating Range	Cooling		°CDB	-10 to 46	-10 to 46	-10 to 46	-10 to 46
	Heating			-15 to 24	-15 to 24	-15 to 24	-15 to 24
Refrigerant	Type (Global Warming Potential)			R32 (675)	R32 (675)	R32 (675)	R32 (675)
	Charge		kg (CO2eq-T)	0.6 (0.405)	0.6 (0.405)	0.7 (0.473)	0.85 (0.574)



ECO Series Lineup Specifications

Compact Cassette

For more information and the latest updates, click here

Model name	Indoor unit			AUXG09KVLA	AUXG12KVLA	AUXG14KVLA	AUXG18KVLA	AUXG22KVLA	AUXG24KVLA
	Outdoor unit			AOEG09KATA	AOEG12KATA	AOEG14KATA	AOEG18KATA	AOEG22KATA	AOEG24KATA
Power Source				Single phase, ~230 V, 50 Hz					
Capacity	Cooling	Rated	kW	2.5	3.5	4.3	5.2	6.0	6.8
		Min.-Max.		0.9-2.7	0.9-3.7	0.9-4.5	0.9-5.4	0.9-6.3	0.9-7.4
	Heating	Rated		3.2	4.1	5.0	6.0	7.0	7.5
		Min.-Max.		0.9-3.9	0.9-4.4	0.9-5.3	0.9-6.3	0.9-7.4	0.9-8.6
Input Power	Cooling/Heating		kW	0.68/0.88	1.09/1.17	1.37/1.42	1.69/1.72	1.95/2.00	2.26/2.08
EER	Cooling		W/W	3.68	3.21	3.14	3.08	3.08	3.01
COP	Heating			3.64	3.50	3.52	3.49	3.50	3.61
Pdesign	Cooling/Heating (-10°C)		kW	2.5/2.3	3.5/2.8	4.3/3.2	5.2/3.8	6.0/4.4	6.8/5.4
SEER	Cooling		W/W	6.2	6.1	6.1	6.1	6.1	5.9
SCOP	Heating			4.0	4.0	4.0	3.9	3.9	3.8
Energy Efficiency Class	Cooling			A++	A++	A++	A++	A++	A+
	Heating			A+	A+	A+	A	A	A
Max. Operating Current	Cooling/Heating		A	6.9/6.9	7.7/7.7	9.2/9.2	10.1/10.1	11.6/11.6	12.6/12.6
Annual Energy Consumption	Cooling		kWh/a	141	201	247	298	344	403
	Heating			804	979	1,120	1,362	1,578	1,988
Sound Pressure Level	Indoor (Cooling)	H/M/L/Q	dB(A)	33/31/29/27	37/34/30/27	38/34/30/27	38/34/30/26	44/42/36/30	49/44/36/30
	Indoor (Heating)	H/M/L/Q		34/32/29/27	37/34/31/29	43/38/34/30	43/38/34/30	45/43/40/33	49/45/40/33
Sound Power Level	Outdoor (Cooling/Heating)	High		47/48	49/50	50/51	51/52	52/53	54/55
	Indoor (Cooling/Heating)	High		46/47	49/49	50/55	50/55	56/57	59/61
	Outdoor (Cooling/Heating)	High		60/60	62/62	63/63	63/64	64/65	66/67
Airflow Rate	Indoor/Outdoor (Cooling)	High	m^3/h	540/1,610	600/1,630	680/1,670	680/1,710	830/2,240	930/2,885
	Indoor/Outdoor (Heating)	High		540/1,550	600/1,410	800/1,580	800/1,840	860/2,240	930/2,350
Net Dimensions H x W x D	Indoor		mm	245 × 570 × 570	245 × 570 × 570	245 × 570 × 570	245 × 570 × 570	245 × 570 × 570	245 × 570 × 570
	Outdoor		mm	541 × 663 × 290	541 × 663 × 290	542 × 799 × 290	542 × 799 × 290	632 × 799 × 290	632 × 799 × 290
Weight	Indoor/Outdoor		kg	15/23	15/25	15/32	15/33	16/36	16/38
Connection Pipe Diameter (Liquid/Gas)			mm	6.35/9.52	6.35/9.52	6.35/9.52	6.35/12.70	6.35/12.70	6.35/12.70
Max. Pipe Length (Pre-Charge)			m	15 (15)	15 (15)	20 (15)	20 (15)	25 (15)	25 (20)
Operating Range	Cooling		°CDB	-10 to 46	-10 to 46	-10 to 46	-10 to 46	-10 to 46	-10 to 46
	Heating			-15 to 24	-15 to 24	-15 to 24	-15 to 24	-15 to 24	-15 to 24
Refrigerant	Type (Global Warming Potential)			R32 (675)	R32 (675)	R32 (675)	R32 (675)	R32 (675)	R32 (675)
Cassette Grille	Model name			UTG-UFYF-W	UTG-UFYF-W	UTG-UFYF-W	UTG-UFYF-W	UTG-UFYF-W	UTG-UFYF-W
	Dimensions (H × W × D)		mm	49 × 620 × 620	49 × 620 × 620	49 × 620 × 620	49 x 620 x 620	49 × 620 × 620	49 × 620 × 620
	Weight		kg	2.3	2.3	2.3	2.3	2.3	2.3

Circular Cassette (Slim type)

For more information and the latest updates, click here

Model name	Indoor unit			AUXG18KRLB	AUXG22KRLB	AUXG24KRLB
	Outdoor unit			AOEG18KATA	AOEG22KATA	AOEG24KATA
Power Source				Single phase, ~230 V, 50 Hz		
Capacity	Cooling	Rated	kW	5.2	6.0	6.8
		Min.-Max.		0.9-5.4	0.9-6.3	0.9-7.4
	Heating	Rated		6.0	7.0	7.5
		Min.-Max.		0.9-6.3	0.9-7.4	0.9-8.6
Input Power	Cooling/Heating		kW	1.60/1.66	1.85/1.93	2.12/1.97
EER	Cooling		W/W	3.25	3.24	3.21
COP	Heating			3.61	3.63	3.81
Pdesign	Cooling/Heating (-10°C)		kW	5.2/3.8	6.0/4.4	6.8/5.4
SEER	Cooling		W/W	6.2	6.2	6.1
SCOP	Heating			4.1	4.1	4.0
Energy Efficiency Class	Cooling			A++	A++	A++
	Heating			A+	A+	A+
Max. Operating Current	Cooling/Heating		A	10.1/10.1	11.6/11.6	12.6/12.6
Annual Energy Consumption	Cooling		kWh/a	293	338	390
	Heating			1,297	1,502	1,887
Sound Pressure Level	Indoor (Cooling)	H/M/L/Q	dB(A)	33/32/31/28	33/32/31/28	35/33/32/29
	Indoor (Heating)	H/M/L/Q		33/32/31/28	33/32/31/28	35/33/32/29
Sound Power Level	Outdoor (Cooling/Heating)	High		51/52	52/53	54/55
	Indoor (Cooling/Heating)	High		47/47	49/49	49/49
	Outdoor (Cooling/Heating)	High		63/64	64/65	66/67
Airflow Rate	Indoor/Outdoor (Cooling)	High	m^3/h	1,050/1,710	1,050/2,240	1,150/2,885
	Indoor/Outdoor (Heating)	High		1,050/1,840	1,050/2,240	1,150/2,350
Net Dimensions H x W x D	Indoor		mm	246 × 840 × 840	246 × 840 × 840	246 × 840 × 840
	Outdoor		mm	542 × 799 × 290	632 × 799 × 290	632 × 799 × 290
Weight	Indoor/Outdoor		kg	23/33	23/36	24/38
Connection Pipe Diameter (Liquid/Gas)			mm	6.35/12.70	6.35/12.70	6.35/12.70
Max. Pipe Length (Pre-Charge)			m	20 (15)	25 (15)	25 (20)
Operating Range	Cooling		°CDB	-10 to 46	-10 to 46	-10 to 46
	Heating			-15 to 24	-15 to 24	-15 to 24
Refrigerant	Type (Global Warming Potential)			R32 (675)	R32 (675)	R32 (675)
Cassette Grille	Model name			UTG-UKYA-W: White wired remote controller (touch panel) UTG-UKYC-W: White/UTG-UKYA-B*1: Black		
	Dimensions (H × W × D)		mm	53 × 950 × 950	53 × 950 × 950	53 × 950 × 950
	Weight		kg	6.0	6.0	6.0

*1: IR Receiver Kit and Occupancy Sensor Kit cannot be connected.

Circular Cassette (Large type)

For more information and the latest updates, click here

Model name	Indoor unit				AUXG30KRLB	AUXG36KRLB	AUXG45KRLB	AUXG54KRLB	AUXG36KRLB	AUXG45KRLB	AUXG54KRLB
	Outdoor unit				AOEG30KATA	AOEG36KATA	AOEG45KATA	AOEG54KATA	AOEG36KQTA	AOEG45KQTA	AOEG54KQTA
Power Source					Single phase, ~230 V, 50 Hz				3-phase, ~400 V, 50 Hz		
Capacity	Cooling	Rated		kW	8.5	9.5	12.1	13.4	9.5	12.1	13.4
		Min.-Max.			2.8-9.6	2.8-10.6	4.0-12.6	4.5-13.8	2.8-10.6	4.0-12.6	4.5-13.8
	Heating	Rated			10.0	10.8	13.5	13.7	10.8	13.5	13.7
		Min.-Max.			2.7-10.8	2.7-12.5	4.2-15.0	4.7-16.0	2.7-12.5	4.2-15.0	4.7-16.0
Input Power	Cooling/Heating			kW	2.56/2.64	3.06/2.58	4.32/3.77	4.87/4.86	3.06/2.58	4.32/3.77	4.87/4.86
EER	Cooling			W/W	3.32	3.10	2.80	2.75	3.10	2.80	2.75
COP	Heating				3.79	4.19	3.58	3.19	4.19	3.58	3.19
Pdesign	Cooling/Heating (-10°C)			kW	8.5/8.0	9.5/8.7	12.1/9.2	13.4/9.5	9.5/8.7	12.1/9.2	13.4/9.5
SEER	Cooling			W/W	6.1	6.1	5.40	6.00	6.1	5.40	6.00
SCOP	Heating				4.0	4.0	3.80	3.85	4.0	3.80	3.85
Energy Efficiency Class	Cooling				A++	A++	-	-	A++	-	-
	Heating				A+	A+	-	-	A+	-	-
ηc				%	-	-	213.0	237.0	-	213.0	237.0
ηh					-	-	149.0	151.0	-	149.0	151.0
Max. Operating Current	Cooling/Heating			A	22.5/22.5	22.5/22.5	28.1/28.1	28.1/28.1	10.5/10.5	13.6/13.6	13.6/13.6
Annual Energy Consumption	Cooling			kWh/a	488	545	-	-	545	-	-
	Heating				2,794	3,044	-	-	3,044	-	-
Sound Pressure Level	Indoor (Cooling)		H/M/L/Q	dB(A)	40/38/36/33	44/41/38/34	46/42/39/35	47/43/40/36	44/41/38/34	46/42/39/35	47/43/40/36
	Indoor (Heating)		H/M/L/Q		40/38/36/33	44/41/38/34	46/42/39/35	47/43/40/36	44/41/38/34	46/42/39/35	47/43/40/36
	Outdoor (Cooling/Heating)		High		53/55	55/55	58/59	58/61	55/55	60/60	61/61
Sound Power Level	Indoor (Cooling/Heating)		High		54/54	58/58	60/60	61/61	58/58	-/-	-/-
	Outdoor (Cooling/Heating)		High		68/69	70/70	72/73	74/75	70/70	72/73	74/75
Airflow Rate	Indoor/Outdoor (Cooling)		High	m^3/h	1,600/3,750	1,870/3,750	2,000/4,450	2,100/4,450	1,870/3,750	2,000/4,450	2,100/4,450
	Indoor/Outdoor (Heating)		High		1,600/3,750	1,870/3,750	2,000/4,450	2,100/4,780	1,870/3,750	2,000/4,450	2,100/4,780
Net Dimensions H x W x D	Indoor			mm	288 × 840 × 840	288 × 840 × 840	288 × 840 × 840	288 × 840 × 840	288 × 840 × 840	288 × 840 × 840	288 × 840 × 840
	Outdoor				788 × 940 × 320	788 × 940 × 320	998 × 940 × 320	998 × 940 × 320	788 × 940 × 320	998 × 940 × 320	998 × 940 × 320
Weight	Indoor/Outdoor			kg	26/52	29/52	29/61	29/63	29/53	29/62	29/63
Connection Pipe Diameter (Liquid/Gas)				mm	9.52/15.88	9.52/15.88	9.52/15.88	9.52/15.88	9.52/15.88	9.52/15.88	9.52/15.88
Max. Pipe Length (Pre-Charge)				m	30 (30)	30 (30)	30 (30)	30 (30)	30 (30)	30 (30)	30 (30)
Operating Range	Cooling			°CDB	-10 to 46	-10 to 46	-10 to 46	-10 to 46	-10 to 46	-10 to 46	-10 to 46
	Heating				-15 to 24	-15 to 24	-15 to 24	-15 to 24	-15 to 24	-15 to 24	-15 to 24
Refrigerant	Type (Global Warming Potential)				R32 (675)	R32 (675)	R32 (675)	R32 (675)	R32 (675)	R32 (675)	R32 (675)
Cassette Grille	Model name				UTG-UKYA-W: White wired remote controller (touch panel) UTG-UKYC-W: White/UTG-UKYA-B*1: Black						
	Dimensions (H × W × D)			mm	53 × 950 × 950	53 × 950 × 950	53 × 950 × 950	53 × 950 × 950	53 × 950 × 950	53 × 950 × 950	53 × 950 × 950
	Weight			kg	6.0	6.0	6.0	6.0	6.0	6.0	6.0

*1: IR Receiver Kit and Occupancy Sensor Kit cannot be connected.

Slim Duct

For more information and the latest updates, click here

Model name	Indoor unit				ARXG09KLLAP	ARXG12KLLAP	ARXG14KLLAP	ARXG18KLLAP
	Outdoor unit				AOEG09KATA	AOEG12KATA	AOEG14KATA	AOEG18KATA
Power Source					Single phase, ~230 V, 50 Hz			
Capacity	Cooling	Rated		kW	2.5	3.5	4.3	5.2
		Min.-Max.			0.9-2.7	0.9-3.7	0.9-4.5	0.9-5.4
	Heating	Rated			3.2	4.1	5.0	6.0
		Min.-Max.			0.9-3.9	0.9-4.4	0.9-5.3	0.9-6.3
Input Power	Cooling/Heating			kW	0.69/0.88	1.09/1.17	1.37/1.42	1.66/1.71
EER	Cooling			W/W	3.62	3.21	3.14	3.13
COP	Heating				3.64	3.50	3.52	3.51
Pdesign	Cooling/Heating (-10°C)			kW	2.5/2.3	3.5/2.8	4.3/3.2	5.2/3.8
SEER	Cooling			W/W	5.9	5.8	5.6	5.8
SCOP	Heating				3.8	3.8	3.8	3.8
Energy Efficiency Class	Cooling				A+	A+	A+	A+
	Heating				A	A	A	A
Max. Operating Current	Cooling/Heating			A	6.9/6.9	7.7/7.7	9.2/9.2	10.1/10.1
Annual Energy Consumption	Cooling			kWh/a	148	211	269	313
	Heating				847	1,031	1,177	1,398
Sound Pressure Level	Indoor (Cooling)		H/M/L/Q	dB(A)	28/27/26/25	29/28/26/25	32/30/28/26	32/30/29/27
	Indoor (Heating)		H/M/L/Q		28/26/25/24	29/28/26/24	32/30/28/25	32/30/29/27
	Outdoor (Cooling/Heating)		High		47/48	49/50	50/51	51/52
Sound Power Level	Indoor (Cooling/Heating)		High		57/57	58/58	60/60	58/58
	Outdoor (Cooling/Heating)		High		60/60	62/62	63/63	63/64
Airflow Rate	Indoor/Outdoor (Cooling)		High	m^3/h	600/1,610	650/1,630	800/1,670	940/1,710
	Indoor/Outdoor (Heating)		High		600/1,550	650/1,410	800/1,580	940/1,840
Static pressure range (Standard)				Pa	0 to 90 (25)	0 to 90 (25)	0 to 90 (25)	0 to 90 (25)
Net Dimensions H x W x D	Indoor			mm	198 × 700 × 620	198 × 700 × 620	198 × 700 × 620	198 × 900 × 620
	Outdoor				541 × 663 × 290	541 × 663 × 290	542 × 799 × 290	542 × 799 × 290
Weight	Indoor/Outdoor			kg	17/23	17/25	17/32	20/33
Connection Pipe Diameter (Liquid/Gas)				mm	6.35/9.52	6.35/9.52	6.35/9.52	6.35/12.70
Max. Pipe Length (Pre-Charge)				m	15 (15)	15 (15)	20 (15)	20 (15)
Operating Range	Cooling			°CDB	-10 to 46	-10 to 46	-10 to 46	-10 to 46
	Heating				-15 to 24	-15 to 24	-15 to 24	-15 to 24
Refrigerant	Type (Global Warming Potential)				R32 (675)	R32 (675)	R32 (675)	R32 (675)

Medium Static Pressure Duct (High-Efficiency & Comfort)

For more information and the latest updates, click here



Model name	Indoor unit				ARXH12KMTAP	ARXH14KMTAP	ARXH18KMTAP	ARXH22KMTAP	ARXH24KMTAP
	Outdoor unit				AOEG12KATA	AOEG14KATA	AOEG18KATA	AOEG22KATA	AOEG24KATA
Power Source					Single phase, ~230 V, 50 Hz				
Capacity	Cooling	Rated		kW	3.5	4.3	5.2	6.0	6.8
		Min.-Max.			0.9-3.7	0.9-4.5	0.9-5.4	0.9-6.3	0.9-7.4
	Heating	Rated			4.1	5.0	6.0	7.0	7.5
		Min.-Max.			0.9-4.4	0.9-5.3	0.9-6.3	0.9-7.4	0.9-8.6
Input Power	Cooling/Heating			kW	1.060 / 1.170	1.340 / 1.420	1.730 / 1.820	1.85 / 1.97	2.06 / 1.97
EER	Cooling			W/W	3.30	3.21	3.00	3.24	3.30
COP	Heating				3.50	3.52	3.30	3.55	3.81
Pdesign	Cooling/Heating (-10°C)			kW	3.5 / 2.8	4.3 / 3.2	5.2 / 3.8	6.0 / 4.4	6.8 / 5.4
SEER	Cooling			W/W	6.00	5.80	5.90	6.00	6.00
SCOP	Heating (Average)				3.90	3.90	3.90	3.90	3.90
Energy Efficiency Class	Cooling				A+	A+	A+	A+	A+
	Heating (Average)				A	A	A	A	A
Max. Operating Current	Cooling/Heating			A	7.7 / 7.7	9.2 / 9.2	10.1 / 10.1	11.6 / 11.6	12.6 / 12.6
Annual Energy Consumption	Cooling			kWh/a	212	267	316	358	405
	Heating				1,005	1,148	1,363	1,578	1,936
Sound Pressure Level	Indoor (Cooling)		H/M/L/Q	dB(A)	29 / 27 / 25 / 23	32 / 29 / 27 / 25	33 / 30 / 28 / 26	32 / 28 / 25 / 24	34 / 30 / 28 / 26
	Indoor (Heating)		H/M/L/Q		29 / 27 / 25 / 23	32 / 29 / 27 / 25	33 / 30 / 28 / 26	32 / 28 / 25 / 24	34 / 30 / 28 / 26
	Outdoor (Cooling/Heating)		High		49 / 50	50 / 51	51 / 52	52 / 53	54 / 55
Sound Power Level	Indoor (Cooling/Heating)		High		58 / 58	59 / 59	60 / 60	58 / 58	60 / 60
	Outdoor (Cooling/Heating)		High		62 / 62	63 / 63	63 / 64	64 / 65	66 / 67
Airflow Rate	Indoor/Outdoor (Cooling)		High	m^3/h	650 / 1,630	800 / 1,670	840 / 1,710	1,150 / 2,240	1,230 / 2,885
	Indoor/Outdoor (Heating)		High		650 / 1,410	800 / 1,580	840 / 1,840	1,150 / 2,240	1,230 / 2,350
Static pressure range (Standard)				Pa	30 to 150 (40)	30 to 150 (40)	30 to 150 (40)	30 to 150 (40)	30 to 150 (50)
Net Dimensions H x W x D	Indoor			mm	240 × 700 × 700	240 × 700 × 700	240 × 700 × 700	240 × 1,000 × 700	240 × 1,000 × 700
	Outdoor				541 × 663 × 290	542 × 799 × 290	542 × 799 × 290	632 × 799 × 290	632 × 799 × 290
Weight	Indoor/Outdoor			kg	24/25	24/32	24/33	31/36	31/38
Connection Pipe Diameter (Liquid/Gas)				mm	6.35 / 9.52	6.35 / 9.52	6.35 / 12.7	6.35 / 12.70	6.35 / 12.70
Max. Pipe Length (Pre-Charge)				m	15 (15)	20 (15)	20 (15)	25 (15)	25 (20)
Operating Range	Cooling			°CDB	-10 to 46	-10 to 46	-10 to 46	-10 to 46	-10 to 46
	Heating				-15 to 24	-15 to 24	-15 to 24	-15 to 24	-15 to 24
Refrigerant	Type (Global Warming Potential)				R32 (675)	R32 (675)	R32 (675)	R32 (675)	R32 (675)

Medium Static Pressure Duct (High-Efficiency & Comfort)

For more information and the latest updates, click here

Model name	Indoor unit				ARXH30KMTAP	ARXH36KMTAP	ARXH45KMTAP	ARXH36KMTAP	ARXH45KMTAP
	Outdoor unit				AOEG30KATA	AOEG36KATA	AOEG45KATA	AOEG36KQTA	AOEG45KQTA
Power Source					Single phase, ~230 V, 50 Hz			3-phase, ~400 V, 50 Hz	
Capacity	Cooling	Rated		kW	8.5	9.5	12.1	9.5	12.1
		Min.-Max.			2.8-9.6	2.8-10.6	4.0-12.6	2.8-10.6	4.0-12.6
	Heating	Rated			10.0	10.8	13.5	10.8	13.5
		Min.-Max.			2.7-10.8	2.7-12.5	4.2-15.0	2.7-12.5	4.2-15.0
Input Power	Cooling/Heating			kW	2.69 / 2.63	3.13 / 2.88	4.84 / 4.18	3.13 / 2.88	4.84 / 4.18
EER	Cooling			W/W	3.16	3.04	2.50	3.04	2.50
COP	Heating				3.80	3.75	3.23	3.75	3.23
Pdesign	Cooling/Heating (-10°C)			kW	8.5 / 8.0	9.5 / 8.7	12.1 / 9.2	9.5 / 8.7	12.1 / 9.2
SEER	Cooling			W/W	5.80	5.60	4.90	5.60	4.90
SCOP	Heating (Average)				3.90	3.90	3.80	3.90	3.80
Energy Efficiency Class	Cooling				A+	A+	-	A+	-
	Heating (Average)				A	A	-	A	-
ηc				%	-	-	193.0	-	193.0
ηh					-	-	149.0	-	149.0
Max. Operating Current	Cooling/Heating			A	22.5 / 22.5	22.5 / 22.5	28.1 / 28.1	10.5 / 10.5	13.6 / 13.6
Annual Energy Consumption	Cooling			kWh/a	520	601	-	601	-
	Heating				2,867	3,118	-	3,118	-
Sound Pressure Level	Indoor (Cooling)		H/M/L/Q	dB(A)	38 / 34 / 31 / 28	38 / 34 / 31 / 28	40 / 36 / 32 / 29	38 / 34 / 31 / 28	40 / 36 / 32 / 29
	Indoor (Heating)		H/M/L/Q		38 / 34 / 31 / 28	38 / 34 / 31 / 28	40 / 36 / 32 / 29	38 / 34 / 31 / 28	40 / 36 / 32 / 29
	Outdoor (Cooling/Heating)		High		53 / 55	55 / 55	58 / 59	55 / 55	58 / 59
Sound Power Level	Indoor (Cooling/Heating)		High		64 / 64	65 / 65	67 / 67	65 / 65	67 / 67
	Outdoor (Cooling/Heating)		High		68 / 69	70 / 70	72 / 73	70 / 70	72 / 73
Airflow Rate	Indoor/Outdoor (Cooling)		High	m^3/h	1,950 / 3,750	2,070 / 3,750	2,160 / 4,450	2,070 / 3,750	2,160 / 4,450
	Indoor/Outdoor (Heating)		High		1,950 / 3,750	2,070 / 3,750	2,160 / 4,450	2,070 / 3,750	2,160 / 4,450
Static pressure range (Standard)				Pa	30 to 150 (50)	30 to 150 (50)	30 to 150 (60)	30 to 150 (50)	30 to 150 (60)
Net Dimensions H x W x D	Indoor			mm	240 × 1,400 × 700	240 × 1,400 × 700	240 × 1,400 × 700	240 × 1,400 × 700	240 × 1,400 × 700
	Outdoor				788 × 940 × 320	788 × 940 × 320	998 × 940 × 320	788 × 940 × 320	998 × 940 × 320
Weight	Indoor/Outdoor			kg	42/52	42/52	42/61	42/53	42/62
Connection Pipe Diameter (Liquid/Gas)				mm	9.52 / 15.88	9.52 / 15.88	9.52 / 15.88	9.52 / 15.88	9.52 / 15.88
Max. Pipe Length (Pre-Charge)				m	30 (30)	30 (30)	30 (30)	30 (30)	30 (30)
Operating Range	Cooling			°CDB	-10 to 46	-10 to 46	-10 to 46	-10 to 46	-10 to 46
	Heating				-15 to 24	-15 to 24	-15 to 24	-15 to 24	-15 to 24
Refrigerant	Type (Global Warming Potential)				R32 (675)	R32 (675)	R32 (675)	R32 (675)	R32 (675)

REFRIGERANT R32

Medium Static Pressure Duct (Standard)

For more information and the latest updates, click here

Model name	Indoor unit			ARXG22KMLB	ARXG24KMLA	ARXG30KMLA	ARXG36KMLA	ARXG45KMLA	ARXG36KMLA	ARXG45KMLA
	Outdoor unit			AOEG22KATA	AOEG24KATA	AOEG30KATA	AOEG36KATA	AOEG45KATA	AOEG36KQTA	AOEG45KQTA
Power Source				Single phase, ~230 V, 50 Hz					3-phase, ~400 V, 50 Hz	
Capacity	Cooling	Rated	kW	6.0	6.8	8.5	9.5	12.1	9.5	12.1
		Min.-Max.		0.9-6.3	0.9-7.4	2.8-9.6	2.8-10.6	4.0-12.6	2.8-10.6	4.0-12.6
	Heating	Rated		7.0	7.5	10.0	10.8	13.5	10.8	13.5
		Min.-Max.		0.9-7.4	0.9-8.6	2.7-10.8	2.7-12.5	4.2-15.0	2.7-12.5	4.2-15.0
Input Power	Cooling/Heating		kW	1.92/2.00	2.19/2.00	2.78/2.77	3.13/3.03	4.84/4.18	3.13/3.03	4.84/4.18
EER	Cooling		W/W	3.13	3.11	3.06	3.04	2.50	3.04	2.50
COP	Heating			3.50	3.75	3.61	3.56	3.23	3.56	3.23
Pdesign	Cooling/Heating (-10°C)		kW	6.0/4.4	6.8/5.4	8.5/8.0	9.5/8.7	12.1/9.2	9.5/8.7	12.1/9.2
SEER	Cooling		W/W	5.8	5.9	5.8	5.6	4.85	5.6	4.85
SCOP	Heating			3.8	3.9	3.9	3.9	3.55	3.9	3.55
Energy Efficiency Class	Cooling			A+	A+	A+	A+	-	A+	-
	Heating			A	A	A	A	-	A	-
ηc			%	-	-	-	-	191.0	-	191.0
ηh				-	-	-	-	139.0	-	139.0
Max. Operating Current	Cooling/Heating		A	11.6/11.6	12.6/12.6	22.5/22.5	22.5/22.5	28.1/28.1	10.5/10.5	13.6/13.6
Annual Energy Consumption	Cooling		kWh/a	362	403	513	594	-	594	-
	Heating			1,620	1,935	2,871	3,122	-	3,122	-
Sound Pressure Level	Indoor (Cooling)	H/M/L/Q	dB(A)	31/29/27/25	31/29/27/25	39/35/30/26	39/35/30/26	42/38/32/28	39/35/30/26	42/38/32/28
	Indoor (Heating)	H/M/L/Q		31/29/27/25	31/29/27/25	42/35/30/26	42/35/30/26	42/38/32/28	42/35/30/26	42/38/32/28
	Outdoor (Cooling/Heating)	High		52/53	54/55	53/55	55/55	58/59	55/55	58/59
Sound Power Level	Indoor (Cooling/Heating)	High		60/62	60/62	65/69	65/70	68/70	65/70	68/70
	Outdoor (Cooling/Heating)	High		64/65	66/67	68/69	70/70	72/73	70/70	72/73
Airflow Rate	Indoor/Outdoor (Cooling)	High	m^3/h	1,100/2,240	1,100/2,885	1,900/3,750	1,900/3,750	2,100/4,450	1,900/3,750	2,100/4,450
	Indoor/Outdoor (Heating)	High		1,100/2,240	1,100/2,350	2,100/3,750	2,100/3,750	2,100/4,450	2,100/3,750	2,100/4,450
Static pressure range (Standard)			Pa	30 - 150 (35)	30 - 150 (35)	30 - 150 (47)	30 - 150 (47)	30 - 150 (60)	30 - 150 (47)	30 - 150 (60)
Net Dimensions H x W x D	Indoor		mm	270 × 1,135 × 700	270 × 1,135 × 700	270 × 1,135 × 700	270 × 1,135 × 700	270 × 1,135 × 700	270 × 1,135 × 700	270 × 1,135 × 700
	Outdoor		mm	632 × 799 × 290	632 × 799 × 290	788 × 940 × 320	788 × 940 × 320	998 × 940 × 320	788 × 940 × 320	998 × 940 × 320
Weight	Indoor/Outdoor		kg	35/36	35/38	38/52	38/52	39/61	38/53	39/62
Connection Pipe Diameter (Liquid/Gas)			mm	6.35/12.70	6.35/12.70	9.52/15.88	9.52/15.88	9.52/15.88	9.52/15.88	9.52/15.88
Max. Pipe Length (Pre-Charge)			m	25 (15)	25 (20)	30 (30)	30 (30)	30 (30)	30 (30)	30 (30)
Operating Range	Cooling		°CDB	-10 to 46	-10 to 46	-10 to 46	-10 to 46	-10 to 46	-10 to 46	-10 to 46
	Heating			-15 to 24	-15 to 24	-15 to 24	-15 to 24	-15 to 24	-15 to 24	-15 to 24
Refrigerant	Type (Global Warming Potential)			R32 (675)	R32 (675)	R32 (675)	R32 (675)	R32 (675)	R32 (675)	R32 (675)

Ceiling

For more information and the latest updates, click here

Model name	Indoor unit			ABEG18KRTA	ABEG22KRTA	ABEG24KRTA	ABEG30KRTA	ABEG36KRTA	ABEG45KRTA	ABEG36KRTA	ABEG45KRTA
	Outdoor unit			AOEG18KATA	AOEG22KATA	AOEG24KATA	AOEG30KATA	AOEG36KATA	AOEG45KATA	AOEG36KQTA	AOEG45KQTA
Power Source				Single phase, ~230 V, 50 Hz						3-phase, ~400 V, 50 Hz	
Capacity	Cooling	Rated	kW	5.2	6.0	6.8	8.5	9.5	12.1	9.5	12.1
		Min.-Max.		0.9-5.4	0.9-6.3	0.9-7.4	2.8-9.6	2.8-10.6	4.0-12.6	2.8-10.6	4.0-12.6
	Heating	Rated		6.0	7.0	7.5	10.0	10.8	13.5	10.8	13.5
		Min.-Max.		0.9-6.3	0.9-7.4	0.9-8.6	2.7-10.8	2.7-12.5	4.2-15.0	2.7-12.5	4.2-15.0
Input Power	Cooling/Heating		kW	1.66/1.71	1.95/2.09	2.19/2.00	2.78/2.86	3.13/3.03	4.84/4.18	3.13/3.03	4.84/4.18
EER	Cooling		W/W	3.13	3.08	3.11	3.06	3.04	2.50	3.04	2.50
COP	Heating			3.51	3.35	3.75	3.5	3.56	3.23	3.56	3.23
Pdesign	Cooling/Heating (-10°C)		kW	5.2/3.8	6.0/4.4	6.8/5.4	8.5/8.0	9.5/8.7	12.1/9.2	9.5/8.7	12.1/9.2
SEER	Cooling		W/W	5.8	5.6	6.0	5.8	5.6	5.20	5.6	5.20
SCOP	Heating			3.8	3.8	3.9	3.9	3.9	3.80	3.9	3.80
Energy Efficiency Class	Cooling			A+	A+	A+	A+	A+	-	A+	-
	Heating			A	A	A	A	A	-	A	-
ηc			%	-	-	-	-	-	205.0	-	205.0
ηh				-	-	-	-	-	149.0	-	149.0
Max. Operating Current	Cooling/Heating		A	10.1/10.1	11.6/11.6	12.6/12.6	22.5/22.5	22.5/22.5	28.1/28.1	10.5/10.5	13.6/13.6
Annual Energy Consumption	Cooling		kWh/a	538	375	679	512	594	-	594	-
	Heating			1,398	1,618	1,935	2,871	3,117	-	3,117	-
Sound Pressure Level	Indoor (Cooling)	H/M/L/Q	dB(A)	38/36/33/31	42/37/34/31	41/36/32/29	45/40/35/32	44/40/37/32	45/41/39/34	44/40/37/32	45/41/39/34
	Indoor (Heating)	H/M/L/Q		38/36/33/31	42/37/34/31	41/36/32/29	45/40/35/32	44/40/37/32	45/41/39/34	44/40/37/32	45/41/39/34
	Outdoor (Cooling/Heating)	High		51/52	52/53	54/55	53/55	55/55	58/59	55/55	58/59
Sound Power Level	Indoor (Cooling/Heating)	High		53/53	57/57	56/56	60/60	59/59	60/60	59/59	60/60
	Outdoor (Cooling/Heating)	High		63/64	64/65	66/67	68/69	70/70	72/73	70/70	72/73
Airflow Rate	Indoor/Outdoor (Cooling)	High	m3/h	840/1,710	900/2,240	1,230/2,885	1,400/3,750	1,850/3,750	1,900/4,450	1,850/3,750	1,900/4,450
	Indoor/Outdoor (Heating)	High		840/1,840	900/2,240	1,230/2,350	1,400/3,750	1,800/3,750	1,850/4,450	1,800/3,750	1,850/4,450
Net Dimensions H x W x D	Indoor		mm	235 × 1,080 × 705	235 × 1,080 × 705	235 × 1,390 × 705	235 × 1,390 × 705	235 × 1,700 × 705	235 × 1,700 × 705	235 × 1,700 × 705	235 × 1,700 × 705
	Outdoor		mm	542 × 799 × 290	632 × 799 × 290	632 × 799 × 290	788 × 940 × 320	788 × 940 × 320	988 × 940 × 320	788 × 940 × 320	998 × 940 × 320
Weight	Indoor/Outdoor		kg	24/33	24/36	31/38	31/52	38/52	38/61	38/53	38/62
Connection Pipe Diameter (Liquid/Gas)			mm	6.35/12.7	6.35/12.7	6.35/12.7	9.52/15.88	9.52/15.88	9.52/15.88	9.52/15.88	9.52/15.88
Max. Pipe Length (Pre-Charge)			m	20 (15)	25 (15)	25 (20)	30 (30)	30 (30)	30 (30)	30 (30)	30 (30)
Operating Range	Cooling		°CDB	-10 to 46	-10 to 46	-10 to 46	-10 to 46	-10 to 46	-10 to 46	-10 to 46	-10 to 46
	Heating			-15 to 24	-15 to 24	-15 to 24	-15 to 24	-15 to 24	-15 to 24	-15 to 24	-15 to 24
Refrigerant	Type (Global Warming Potential)			R32 (675)	R32 (675)	R32 (675)	R32 (675)	R32 (675)	R32 (675)	R32 (675)	R32 (675)

Feature Summary

○ : Optional function

Type	Wall-Mounted				Wall-Mounted		
Series	Designer Range	Standard Range		ECO Range			Standard Range
Model name	ASEH07/09/12/14KJCAL, ASEH07/09/12/14KJCALB, ASYH07/09/12/14KJCA, ASYH07/09/12/14KJCA-B	ASEH07/09/12/14KMCG, ASEH07/09/12/14KMCG-B, ASYG07/09/12/14KMCF, ASYG07/09/12/14KMCE	ASEH18/24KMTGL	ASEH07/09/12KNCA	ASEH07/09/12KLTBL	ASEH18/24KLCBL	ASEH30/36KMTB
Energy-Saving Features							
Save Occupancy sensor	●						●
Occupancy sensor control							
Economy operation	●	●	●	●	●	●	●
Setting temperature range limitation	●	○	○	○	○	○	○
Set temperature auto return	○	○	○				○
Features for Comfort							
Powerful operation	●	●	●	●	●	●	●
10°C Heat	●	●	●	●			●
Outdoor unit low noise operation	●	●	●				●
Auto changeover	●	●	●	●	●	●	●
UP/DOWN swing louver	●	●	●	●	●	●	●
Double swing automatic	●		●				●
Automatic fan speed	●	●	●	●	●	●	●
Auto restart	●	●	●	●	●	●	●
Connectable fresh air duct							
Fresh air intake							
Connectable distributing duct							
Individual airflow direction control							
Convenience Features							
Auto-off timer	○	○	○				○
Sleep timer	●	●	●	●	●	●	●
Program timer	●	●	●	●	●	●	●
Weekly timer	●	● *3 (KMCF) ○ *3 (KMCG, KMCE)	●	○ *3	●	● *3	●
Weekly & Temperature setback timer	○	○	○				○
Filter sign	●	●	●	●	●	●	●
External error output	○	○	○				○
External ON/OFF input	○	○	○				○
Wireless LAN control	● (KJCAL, KJCALB) ○ (KJCA, KJCA-B)	● (KMCF, KMCG, KMCG-B) ○ (KMCE)	●	●	●	●	○
Multi system control*1							○
Special cooling							● *2
Individual auto	●						
Clean Features							
Ion deodorization filter	●	●	●				●
Apple-catechin filter	●	●	●				●
Long-life filter							
Washable panel	●	●	●	●	●	●	●
Silver Ion Filter	○	○	○	○	○	○	○
Heat Clean	●						
Installation / Support							
Automatic airflow adjustment							
Drain pump							
Blue fin	●			●	●	●	●
Refrigerant cycle monitor	○	○ (KMCG,KMCG-B)	○				○

*1 For details of Multi System Control function, refer to C-010.

*2 Wired remote controller (UTY-RNRYZ6) is required to use Special Cooling function.

*3: It is only available on the AIRSTAGE Mobile application. It can not be used via wireless remote controller.

Feature Summary

● : Compatible with all types of remote controls
○ : Functions available only on specific remote controls
(see Comparison Table of Controllers for details (C-010))

Type		Cassette		Duct			Duct						Floor	Ceiling
Series		Compact 4-way Flow Range Fits grid ceiling	Circular Flow Range Comfort for Large Rooms	Low Static Pressure Range Slim Duct	Medium Static Pressure Range Slim & Compact	Medium Static Pressure Range Standard	Compact Size	High Static Pressure Duct Standard			High Static Pressure Duct Big Duct			
Model name		AUXG 09/12/14/18/22/24 KVLA	AUXG 18/22/24/30/36/45/54 KRLB	ARXG 09/12/14/18 KLLAP	ARXH 12/14/18/22/24/ 30/36/45/54 KMTAP	ARXG22KMLB ARXG 24/30/36/45 KMLA	ARXG 12/14/18/22/ 24/30/36/45/54 KHTAP	ARXG45/54KHTB	ARXH60KHTA	ARYG60LHTA	ARXH72/90KHTA	ARYG72/90LHTA	AGEH 09/12/14 KVCCL	ABEG 18/22/24/30/ 36/45/54 KRTA
Energy-Saving Features	Save Occupancy sensor													
	Occupancy sensor control		○											
	Economy operation	●	●	●	●	●	●	●	●	●	●	●	●	●
	Setting temperature range limitation	○	○	○	○	○	○	○	○	●	○	●	●	○
	Set temperature auto return	○	○	○	○	○	○	○	○	●	○	●	○	○
Features for Comfort	Powerful operation												●	
	10°C Heat	○	○	○	○	○	○	○	○	○	○	○	●	○
	Outdoor unit low noise operation		○ *1 (30-54)		○ *1 (30-54)	○ *1 (30-54)	○ *1 (30-54)	○ *1	○ *1	○ *1	○ *1	○ *1	●	○ *1 (30-54)
	Auto changeover	●	●	●	●	●	●	●	●	●	●	●	●	●
	UP/DOWN swing louver	●	●	○									●	●
	Double swing automatic													
	Automatic fan speed	●	●	●	●	●	●	●	●	●	●	●	●	●
	Auto restart	●	●	●	●	●	●	●	●	●	●	●	●	●
	Connectable fresh air duct	●	●		●	●	●							●
	Fresh air intake	○	○	○	○	○	○	○	○	○	○	○		○
	Connectable distributing duct		●			●								
	Individual airflow direction control		○											
Convenience Features*2	Auto-off timer	○	○	○	○	○	○	○	○	●	○	●	○	○
	Sleep timer	○	○	○	○	○	○	○	○	○	○	○	●	○
	Program timer	○	○	○	○	○	○	○	○	○	○	○	●	○
	Weekly timer	○	○	○	○	○	○	○	○	●	○	●	●	○
	Weekly & Temperature setback timer	○	○	○	○	○	○	○	○	●	○	●		○
	Filter sign	●	●	●	●	●	●	●	●	●	●	●	●	●
	External error output*4*5	○	○	○	○	○	○	○	○	○	○	○	○	○
	External ON/OFF input	●	●	●	●	●	●	●	●	●	●	●	○	●
	Wireless LAN control	○	○	○	○	○	○	○	○	○	○	○	●	○
	Multi system control								○		○			
	Special cooling*6								○		○			
	Individual auto													
Clean Features	Ion deodorization filter												●	
	Apple-catechin filter												●	
	Long-life filter				○	○	○	○			○	○		
	Washable panel													
	Silver Ion Filter	○	○	○	○	○	○	○			○	○	○	
	Heat Clean													
Installation / Support	Automatic airflow adjustment				●	●	●		●		●	●		
	Drain pump	●	●	●	●	○	○				○	○		○
	Blue fin		● (30/36/45/54)		● (30/36/45/54)	● (30/36/45)	● (30/36/45/54)	●	●	●	●	●		● (30/36/45/54)
	Refrigerant cycle monitor*7				○				○		○		○	

*1 External input function for the outdoor unit.
*2 For details of Convenience Features function, refer to C-010.
*3 This feature is only available when using the wireless remote controller.
*4 The Fresh air intake and External error output cannot be used simultaneously. Simultaneous use requires the external I/O board (UTY-XCSX).
*5 An optional external input/output kit is required.
*6 Wired remote controller (UTY-RNRYZ6) is required to use Special Cooling function.
*7 This function is only supported by split units, using the H-Serial communication protocol. Example: ASYH30KMTB

Light Commercial & Residential

MULTI-SPLIT

M-002 Multi-Split Overview
M-004 Multi-Split Outdoor Units Lineup
M-006 2-unit to 3-unit Multi-Split (Eco range) Connectable Indoor Units
M-008 2-unit to 5-unit Multi-Split Connectable Indoor Units
M-012 6-unit Multi-Split Connectable Indoor Units
M-014 Simultaneous Multi-Split Connectable Indoor Units
M-062 Feature Summary

REFRIGERANT R32

Refrigerant type R32 Models

M-016 2-unit,3-unit,Multi-Split (Eco range)
M-018 2-unit to 3-unit Multi-Split (Eco range) Indoor Units Specifications
M-020 2-unit to 5-unit Multi-Split
M-026 Simultaneous Multi-Split Twin/Triple
M-030 2-unit to 5-unit Multi-Split Indoor Units Specifications
M-036 2-unit to 3-unit Multi-Split (Eco range) Combination Table
M-040 2-unit to 5-unit Multi-Split Combination Table

REFRIGERANT R410A

Refrigerant type R410A Models

M-024 6-unit Multi-Split
M-028 Simultaneous Multi-Split Twin/Triple/Double Twin
M-034 6-unit Multi-Split Indoor Units Specifications
M-056 6-unit Multi-Split Combination Table

A single outdoor unit drives multiple indoor units, offering greater flexibility in system configuration.

If you wish to keep an entire floor or two or more rooms comfortable, we recommend you choose a multi-split air conditioning system with a single outdoor unit. Choose one that meets your air conditioning requirements from the variety of models we offer. You can mix and match indoor and outdoor units as you wish to build the system that best suits your needs.

Multi-Split Overview

Multi-split's space-saving outdoor unit allows for connections of up to eight indoor units for multiple rooms. Added to the lineup are models compatible with the R32 refrigerant, offering environmentally friendly comfort in homes, offices, stores, and various other settings.

NEW

2-unit to 3-unit Multi-split Eco range model

Multi-split systems for 2 and 3 rooms are ideal for environments requiring air conditioning in multiple rooms, such as homes and offices, delivering energy-saving performance. Connectable indoor units come standard with WLAN, enabling individual operation via an app. The outdoor unit features a space-saving design, allowing flexible installation on balconies or beneath windows up to waist height.

2-unit Multi-split

14/18 class

3-unit Multi-split

18 class

3-unit, 4-unit, 5-unit Multi-split Types

3-unit 18/24 class

4-unit 30 class
5-unit 36 class

2-unit Multi-split

14 class

18 class

6-unit Multi-split

6-unit 45 class

2-unit to 6-unit Multi-split

Recommended for residences, offices, and other situations where multiple rooms require air conditioning. Each of the 2 to 6 connected indoor units can also be operated individually. Operation control, time scheduling for each room, and energy-saving options can be set on both individual and central remote controllers. The outdoor unit is designed to save space and is flexible enough to be installed on a balcony or underneath a waist-high window.

Twin / Triple

Twin 36 class
(Single-phase/3-phase)

Twin/Triple 45/54 class
(Single-phase/3-phase)

Twin / Triple / Double Twin

NEW

72/90 class
(3-phase)

Twin / Triple / Double Twin

72/90 class
(3-phase)

Simultaneous Multi-split Type

Suitable for a small building, the entrance hall of a small office, meeting rooms, educational facilities, and other roomy areas where multiple indoor units need to be operated simultaneously. Up to 4 indoor units can be operated simultaneously, making the system perfect for air conditioning not only offices with large spaces, but also spaces with atypical layouts.

Multi-Split Outdoor Units Lineup

EUROVENT CERTIFIED PERFORMANCE www.eurovent-certification.com

GENERAL HVAC Solutions Euro GmbH participates in the ECP program for AC. Check ongoing validity of certificate: www.eurovent-certification.com
*Models so marked are not ECC certified.

					Class	14	18	18	24	30	36	45		54	72	90
					Cooling rated capacity (kW)	4.0	5.0	5.4	6.8	8.0	10.0	12.5	14.0	14.0	19.0	22.0
Eco Range	NEW 2-unit, 3-unit, Multi-split (Eco range)	2-unit Multi-split Up to 2 units	R32			AOEH14KACB2	AOEH18KACB2									
		3-unit Multi-split Up to 3 units		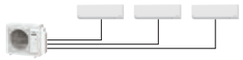				AOEH18KACB3								
Standard Range	2-unit, 3-unit, 4-unit, 5-unit Multi-split	2-unit Multi-split Up to 2 units	R32			AOEG14KBCA2	AOEG18KBCA2									
		3-unit Multi-split Up to 3 units						AOEG18KBCA3	AOEG24KBCA3							
		4-unit Multi-split Up to 4 units								AOEG30KBTA4						
		5-unit Multi-split Up to 5 units									AOEG36KBTA5*1					
	6-unit Multi-split	6-unit Multi-split Up to 6 units	R410A	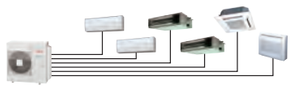								AOYG45LBLA6*				
	Simultaneous Multi-split	Twin Single-phase 3-phase									AOEG36KBTB AOEG36KRTA	AOEG45KBTB AOEG45KRTA				
		Twin/Triple Single-phase 3-phase	R32											AOEG54KBTB AOEG54KRTA		
		NEW Twin/Triple/ Double Twin 3-phase		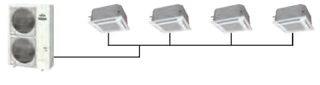											AOEH72KRTA	AOEH90KRTA
		Twin/Triple/ Double Twin 3-phase	R410A	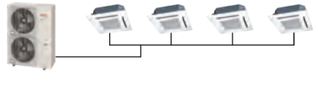											AOYG72LRLA	AOYG90LRLA

Notes:
1. 2-unit Multi-split:
Connectable indoor units are 2 units.
AOEG14KBTA2: Total capacity of indoor units connected must be between 10000Btu/h and 21000Btu/h.
AOEH14KACB2: Total capacity of indoor units connected must be between 14000Btu/h and 21000Btu/h.
AOEG18KBTA2: Total capacity of indoor units connected must be between 10000Btu/h and 26000Btu/h.
AOEH18KACB2: Total capacity of indoor units connected must be between 14000Btu/h and 24000Btu/h.

2. 3-unit Multi-split:
Connectable indoor units are 2 to 3 units.
AOEG18KBTA3: Total capacity of indoor units connected must be between 14000Btu/h and 30000Btu/h.
AOEG24KBTA3: Total capacity of indoor units connected must be between 14000Btu/h and 36000Btu/h.
AOEH18KACB3: Total capacity of indoor units connected must be between 14000Btu/h and 30000Btu/h.

3. 4-unit Multi-split:
Connectable indoor units are 2 to 4 units.
AOEG30KBTA4: otal capacity of indoor units connected must be between27000Btu/h and 48000Btu/h.

4. 5-unit Multi-split:
Connectable indoor units are 2 to 5 units
AOEG36KBTA5: Total capacity of indoor units connected must be between 27000Btu/h and 54000Btu/h.

5. 6-unit Multi-split:
Connectable indoor units are 2 to 6 units
AOYG45LBLA6: Total capacity of indoor units connected must be between 36000Btu/h and 60000Btu/h.

*For compatible Outdoor Units with 5,000BTU models, please refer to the Design & Technical Manual Part. 1-1

Cooling rated capacity: *1: 9.5 kW

2-unit to 3-unit Multi-Split (Eco range)

Connectable Indoor Units

Type		2-unit		3-unit
Model name		AOEH14KACB2	AOEH18KACB2	AOEH18KACB3
Multi-split Type Outdoor Unit		NEW		NEW
Capacity (kW)	Cooling	4.0	5.0	5.3
	Heating	4.2	5.3	6.4

Indoor Unit	BTU	kW Class			
NEW ASEH07/09/12KLTBL	7,000	2.0	●	●	●
	9,000	2.5	●	●	●
	12,000	3.5	●	●	●

2-unit to 5-unit Multi-Split Connectable Indoor Units

Type		2-unit		3-unit		4-unit	5-unit
Model name		AOEG14KBCA2	AOEG18KBCA2	AOEG18KBCA3	AOEG24KBCA3	AOEG30KBTA4	AOEG36KBTA5
Multi-split Type Outdoor Unit							
Capacity (kW)	Cooling	4.0	5.0	5.4	6.8	8.0	9.5
	Heating	4.4	5.6	6.8	8.0	9.6	10.6

Indoor Unit	BTU	kW Class						
NEW ASEH 05/07/09/12/14KJCAL ASYH 05/07/09/12/14KJCA ASEH 05/07/09/12/14KJCALB ASYH 05/07/09/12/14KJCA-B	5,000	1.5	●*	●*	●*	●*	●*	●*
	7,000	2.0	●	●	●	●	●	●
	9,000	2.5	●	●	●	●	●	●
	12,000	3.5	●	●	●	●	●	●
	14,000	4.0	–	●	●	●	●	●
ASEH07/09/12/14KMCG ASYG07/09/12/14KMCF ASEH07/09/12/14KMCG-B	7,000	2.0	●	●	●	●	●	●
	9,000	2.5	●	●	●	●	●	●
	12,000	3.5	●	●	●	●	●	●
	14,000	4.0	–	●	●	●	●	●
ASEH05/07/09/12KNCA	5,000	1.5	●*	●*	●*	●*	●*	●*
	7,000	2.0	●	●	●	●	●	●
	9,000	2.5	●	●	●	●	●	●
	12,000	3.5	●	●	●	●	●	●
NEW ASEH18/22/24KMTGL	18,000	5.0	–	–	–	●	●	●
	22,000	6.0	–	–	–	–	●	●
	24,000	7.0	–	–	–	–	●	●
NEW AGEH09/12/14KVCCL	9,000	2.5	●	●	●	●	●	●
	12,000	3.5	●	●	●	●	●	●
	14,000	4.0	–	●	●	●	●	●

*For compatible Outer Units with 5,000BTU models, please refer to the Design & Technical Manual Part. 1-1

2-unit to 5-unit Multi-Split Connectable Indoor Units

Type		2-unit		3-unit		4-unit	5-unit
Model name		AOEG14KBCA2	AOEG18KBCA2	AOEG18KBCA3	AOEG24KBCA3	AOEG30KBTA4	AOEG36KBTA5
Multi-split Type Outdoor Unit							
Capacity (kW)	Cooling	4.0	5.0	5.4	6.8	8.0	9.5
	Heating	4.4	5.6	6.8	8.0	9.6	10.6

Indoor Unit	BTU	kW Class						
AUXG07/09/12/14/18/22KVLA	7,000	2.0	●	●	●	●	●	●
	9,000	2.5	●	●	●	●	●	●
	12,000	3.5	●	●	●	●	●	●
	14,000	4.0	–	●	●	●	●	●
	18,000	5.0	–	–	–	●	●	●
	22,000	6.0	–	–	–	–	●	●
ARXG07/09/12/14/18KSLAP	7,000	2.0	●	●	●	–	●	●
	9,000	2.5	●	●	●	●	●	●
	12,000	3.5	●	●	●	●	●	●
	14,000	4.0	–	●	●	●	●	●
	18,000	5.0	–	–	–	●	●	●
ARXG07/09/12/14/18KLLAP	7,000	2.0	●	●	●	●	●	●
	9,000	2.5	●	●	●	●	●	●
	12,000	3.5	●	●	●	●	●	●
	14,000	4.0	–	●	●	●	●	●
	18,000	5.0	–	–	–	●	●	●
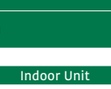 ARXH12/14/18/22KMTAP	12,000	3.5	●	●	●	●	●	●
	14,000	4.0	–	●	●	●	●	●
	18,000	5.0	–	–	–	●	●	●
	22,000	6.0	–	–	–	–	●	●
ARXG22KMLB	22,000	6.0	–	–	–	–	●	●
 ABEG18/22KRTA	18,000	5.0	–	–	–	●	●	●
	22,000	6.0	–	–	–	–	●	●

6-unit Multi-Split Connectable Indoor Units

REFRIGERANT R410A

Type		6-unit
Model name		AOYG45LBLA6
Multi-split Type Outdoor Unit		
Capacity (kW)	Cooling	12.5
	Heating	13.5

Indoor Unit	BTU	kW Class	
ASYG07/09/12/14LMCE	7,000	2.0	●
	9,000	2.5	●
ASYG07/09/12/14LUCA	12,000	3.5	●
	14,000	4.0	●
ASYG18/24LF	18,000	5.0	●
	24,000	7.0	●
AGYG09/12/14LV	9,000	2.5	●
	12,000	3.5	●
	14,000	4.0	●
AUYG07/09/12/14/18LV	7,000	2.0	●
	9,000	2.5	●
	12,000	3.5	●
	14,000	4.0	●
	18,000	5.0	●
ABYG14LVTA ABYG18LVTB	14,000	4.0	●
	18,000	5.0	●
ARYG07/09/12/14/18LSLAP	7,000	2.0	●
	9,000	2.5	●
	12,000	3.5	●
	14,000	4.0	●
	18,000	5.0	●
ARYG07/09/12/14/18LL	7,000	2.0	●
	9,000	2.5	●
	12,000	3.5	●
	14,000	4.0	●
	18,000	5.0	●

Simultaneous Multi-Split Connectable Indoor Units

Type		4HP	5HP	6HP
Model name	Single	AOEG36KBTB	AOEG45KBTB	AOEG54KBTB
	3-phase	AOEG36KRTA	AOEG45KRTA	AOEG54KRTA
Simultaneous Multi-split Type Outdoor Unit				
Capacity (kW)	Cooling	9.5	12.1	13.4
	Heating	10.8	13.5	15.5

Indoor Unit	BTU	kW Class	Twin			Triple
AUXG18/22/24KVLA	18,000	5.0	● × 2	–	–	● × 3
	22,000	6.5	–	● × 2	–	–
	24,000	7.0	–	–	● × 2	–
ARXG18KLLAP	18,000	5.0	● × 2	–	–	● × 3
ARXG22KMLB ARXG24KMLA	22,000	6.5	–	● × 2	–	–
	24,000	7.0	–	–	● × 2	–
Separation tube			UTP-SX236A (18/22/24)			UTP-SX354A (18)

Note : Please be aware that 2-wired group control is not possible with Simultaneous Multi-split.
The WLAN modules from Airstage Mobile are not compatible with Simultaneous Multi

Type		8HP	10HP
Model name		AOEH72KRTA	AOEH90KRTA
Simultaneous Multi-split Outdoor Unit		NEW	NEW
Capacity (kW)	Cooling	19.0	22.0
	Heating	22.4	24.0

Indoor Unit	BTU	kW Class	Twin	Triple	Double Twin	Twin	Triple	Double Twin
AUXG18/22/24KVLA	18,000	5.0	–	–	● × 4	–	–	–
	22,000	6.5	–	–	–	–	–	● × 4
	24,000	7.0	–	● × 3	–	–	–	–
AUXG18/22/24KRLB	18,000	5.0	–	–	● × 4	–	–	–
	22,000	6.5	–	–	–	–	–	● × 4
	24,000	7.0	–	● × 3	–	–	–	–
AUXG30/36/45KRLB	30,000	8.8	–	–	–	–	● × 3	–
	36,000	10.6	● × 2	–	–	–	–	–
	45,000	12.5	–	–	–	● × 2	–	–
ARXG18KLLAP	18,000	5.0	–	–	● × 4	–	–	–
ARXG22KMLB ARXG24/30/36/45KMLA	22,000	6.5	–	–	–	–	–	● × 4
	24,000	7.0	–	● × 3	–	–	–	–
	30,000	8.8	–	–	–	–	● × 3	–
	36,000	10.6	● × 2	–	–	–	–	–
	45,000	12.5	–	–	–	● × 2	–	–
ARXH18KMTAP	18,000	5.0	–	–	● × 4	–	–	–
	22,000	6.5	–	–	–	–	–	● × 4
ARXH22/24KMTAP	24,000	7.0	–	● × 3	–	–	–	–
	30,000	8.8	–	–	–	–	● × 3	–
ARXH30/36/45KMTAP	36,000	10.6	● × 2	–	–	–	–	–
	45,000	12.5	–	–	–	● × 2	–	–
Separation tube			UTP-SX290A ×1	UTP-SX372B ×1	UTP-SX290A x 1, UTP-SX236A x 2	UTP-SX290A ×1	UTP-SX390A ×1	UTP-SX290A ×1, UTP-SX236A ×2

Simultaneous Multi-Split Connectable Indoor Units

REFRIGERANT R410A

Type		8HP	10HP
Model name		AOYG72LRLA	AOYG90LRLA
Simultaneous Multi-split Outdoor Unit			
Capacity (kW)	Cooling	19.0	22.0
	Heating	22.4	27.0

Indoor Unit	BTU	kW Class	Twin	Triple	Double Twin	Twin	Triple	Double Twin
AUYG18/22/24LV	18,000	5.0	–	–	● × 4	–	–	–
	22,000	6.5	–	–	–	–	–	● × 4
	24,000	7.0	–	● × 3	–	–	–	–
AUYG30/36/45LR	30,000	8.8	–	–	–	–	● × 3	–
	36,000	10.6	● × 2	–	–	–	–	–
	45,000	12.5	–	–	–	● × 2	–	–
ARYG18LLTB	18,000	5.0	–	–	● × 4	–	–	–
ARYG22/24/ 30/36/45LM	22,000	6.5	–	–	–	–	–	● × 4
	24,000	7.0	–	● × 3	–	–	–	–
	30,000	8.8	–	–	–	–	● × 3	–
	36,000	10.6	● × 2	–	–	–	–	–
	45,000	12.5	–	–	–	● × 2	–	–
ABYG/18/22/24LV	18,000	5.0	–	–	● × 4	–	–	–
	22,000	6.5	–	–	–	–	–	● × 4
	24,000	7.0	–	● × 3	–	–	–	–
ABYG30/36/45LR	30,000	8.8	–	–	–	–	● × 3	–
	36,000	10.6	● × 2	–	–	–	–	–
	45,000	12.5	–	–	–	● × 2	–	–
Separation tube			UTP-SX272A × 1	UTP-SX372A × 1	UTP-SX272A x 1, UTP-SX236A x 2	UTP-SX272A × 1	UTP-SX372A × 1	UTP-SX272A × 1, UTP-SX254A × 2

NEW

2-unit, 3-unit, Multi-Split

(Eco range)

REFRIGERANT R32

ALL DC

High Energy Saving

With the adoption of a high-efficiency DC twinrotary* compressor, all models achieved an energy efficiency scale of A++ for cooling and A+ for heating.

*3-units 18 class only

Class
Cooling A++
Heating A+

SEER 7.9 SCOP 4.3

2-unit 14/18 class

3-unit 18 class

MINIMAL SMART Design

The smart design eliminates mechanical elements and offers a sophisticated, premium impression.
Its compact size, with a width of 770 mm, allows for flexible installation in limited room space.

Smart Device Control (Indoor unit)

A WLAN adapter is included as standard equipment. By installing the AIRSTAGE mobile app on your smart device, you can check and control the operating status of the air conditioner from anywhere indoors or outdoors.

* For more information about smart device control, please refer to the page C-022.

AIRSTAGE Mobile

You need to install the AIRSTAGE Mobile app on your smart device in order to control the air conditioner.

2-unit: AOEH14KACB2 / AOEH18KACB2
3-unit: AOEH18KACB3

2-unit

3-unit

Specifications (2-unit)

Model name				AOEH14KACB2	AOEH18KACB2
Power Source				Single phase, ~230 V, 50 Hz	
Rated Capacity	Cooling	Rated	kW	4.0	5.0
		Min.-Max.		1.4-4.4	1.4-5.2
	Heating	Rated		4.2	5.3
		Min.-Max.		1.1-4.8	1.1-6.0
EER	Cooling		W/W	3.92	3.40
COP	Heating			4.33	3.73
Sound Pressure Level (High)	Cooling		dB(A)	47	49
	Heating			51	52
Sound Power Level (High)	Cooling			60	62
	Heating			63	64
Airflow Rate	Cooling/Heating		m^3/h	1,680 / 1,900	1,710 / 1,840
Net Dimensions H × W × D			mm	542 × 799 × 290	542 × 799 × 290
Weight			kg	32	33
Connection Pipe Diameter	Liquid		mm	6.35 × 2	6.35 × 2
	Gas			9.52 × 2	9.52 × 2
Max. Pipe Length	Total/Each		m	30 / 20	30 / 20
Max. Height Difference	Between Outdoor Unit and Each Indoor Unit			15	15
	Between Indoor Units			10	10
Operating Range	Cooling		°CDB	-10 to 50	-10 to 50
	Heating			-15 to 24	-15 to 24
Refrigerant	Type (Global Warming Potential)			R32 (675)	R32 (675)
	Charge		kg (CO2eq-T)	0.8 (0.54)	0.9 (0.608)

Specifications (3-unit)

Model name				AOEH18KACB3
Power Source				Single phase, ~230 V, 50 Hz
Rated Capacity	Cooling	Rated	kW	5.3
		Min.-Max.		1.8-6.6
	Heating	Rated		6.4
		Min.-Max.		1.7-7.8
EER	Cooling		W/W	4.17
COP	Heating			4.32
Sound Pressure Level (High)	Cooling		dB(A)	47
	Heating			50
Sound Power Level (High)	Cooling			61
	Heating			63
Airflow Rate	Cooling/Heating		m^3/h	2,220 / 2,340
Net Dimensions H × W × D			mm	716 × 820 × 315
Weight			kg	44
Connection Pipe Diameter	Liquid		mm	6.35 × 3
	Gas			9.52 × 3
Max. Pipe Length	Total/Each		m	50 / 25
Max. Height Difference	Between Outdoor Unit and Each Indoor Unit			15
	Between Indoor Units			10
Operating Range	Cooling		°CDB	-10 to 50
	Heating			-15 to 24
Refrigerant	Type (Global Warming Potential)			R32 (675)
	Charge		kg (CO2eq-T)	1.2 (0.81)

Dimensions

(Unit: mm)

2-unit: AOEH14KACB2 / AOEH18KACB2

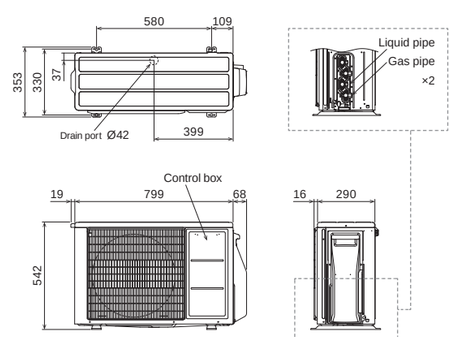

3-unit: AOEH18KACB3

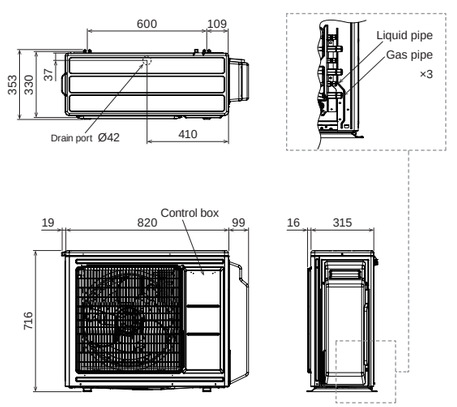

2-unit to 3-unit Multi-Split (Eco range)

Indoor Units Specifications

Wall-mounted

NEW

Model name	Indoor unit			ASEH07KLTBL	ASEH09KLTBL	ASEH12KLTBL
kW Class			kW	2.0	2.5	3.5
Power Source				Single phase, ~230 V, 50 Hz		
Sound Pressure Level	Cooling	H/M/L/Q	dB(A)	41 / 36 / 29 / 21	43 / 36 / 29 / 21	43 / 37 / 30 / 21
	Heating			41 / 37 / 32 / 23	43 / 37 / 32 / 23	43 / 37 / 32 / 23
Sound Power Level	Cooling	H	dB(A)	56	56	57
	Heating			56	56	57
Airflow Rate	Cooling	H/M/L/Q	m^3/h	600 / 490 / 360 / 240	630 / 490 / 360 / 240	640 / 490 / 370 / 240
	Heating			600 / 510 / 410 / 260	630 / 510 / 410 / 260	640 / 490 / 400 / 260
Net Dimensions			mm	250x770x218	250x770x218	250x770x218
Weight			kg	7.0	7.0	7.5
Connection Pipe Diameter		Liquid/Gas	mm	6.35 / 9.52	6.35 / 9.52	6.35 / 9.52

2-unit, 3-unit, 4-unit, 5-unit, Multi-Split

High Energy Saving

With the adoption of a high-efficiency DC twin-rotary compressor, all models achieved an energy efficiency scale of A+++ for cooling and A++ for heating.

Class
Cooling A+++
Heating A++

SEER 8.7* SCOP 4.7

*: 2-units 14 class when connected with a wall mounted [KG/KM] unit.

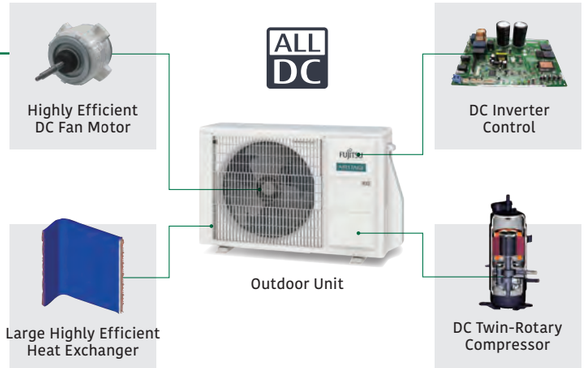

R32 Refrigerant Model

In addition to its high energy efficiency, the R32 refrigerant has a larger volumetric capacity than the R410A refrigerant, which means the R32 refrigerant models require less refrigerant charge than the R410A models.

Pre-charge refrigerant amount (kg)	R32	R410A
2-unit 14 class	0.9	1.25
2-unit 18 class	1.02	1.30
3-unit 18 class	1.8	2.2
3-unit 24 class	1.8	2.2
4-unit 30 class	2.2	3.3
5-unit 36 class	2.5	4.0

Quiet Operation

The sound power level is reduced by up to 7 dB compared to the current R410 models.

Sound Power Level

*3-unit 24 class (cooling)



Space-Saving Installation

Multiple indoor units can be connected to 1 outdoor unit by long pipe as well. Unlike a single type, the outdoor unit can be installed in the most space-saving location.

Compact Design

Unlike a single type, the outdoor unit can be installed in the most space-saving location.



Depth difference **-15.5 %!***

Space requirement **-36.2 %!***

*: Compared with current 5-unit multi models

Easy Evacuation

All connected pipes and indoor units can be evacuated quickly via our centralized valve method.
Requires evacuation only once.



Wide Range of Indoor Units with Various Models

We offer 42 models in 5 types in a capacity range from 2.0 kW to 6.0 kW. Wide range of requirements can be realized from private homes through to large shops and hotels

Models Equipped with the R32 Refrigerant

Wall-mounted with sophisticated design

Designer series

NEW Minimal Elegance Design
05/07/09/12/14 kBTU

High Spec & Design
07/09/12/14 kBTU

Standard series

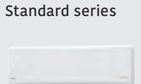

Compact Size
05/07/09/12 kBTU

NEW High Efficiency & Large Rooms
18/22/24 kBTU

Middle and small capacity models are available. This makes installation easier in small spaces.

Mini Duct
07/09/12/14/18 kBTU

Slim Duct
07/09/12/14/18 kBTU

Medium static pressure duct
12/14/18/22 kBTU
22 kBTU

Compact Cassette
07/09/12/14/18/22 kBTU

Floor
09/12/14/ kBTU

Ceiling
18/22 kBTU

2-unit: AOEG14KBCA2 / AOEG18KBCA2
3-unit: AOEG18KBCA3 / AOEG24KBCA3
4-unit: AOEG30KBTA4
5-unit: AOEG36KBTA5

2-unit　3-unit　4-unit, 5-unit

Specifications (2-unit)

Model name				AOEG14KBCA2	AOEG18KBCA2
Power Source				Single phase, ~230 V, 50 Hz	
Rated Capacity	Cooling	Rated	kW	4.0	5.0
		Min.-Max.		1.4-4.6	1.7-5.8
	Heating	Rated		4.4	5.6
		Min.-Max.		1.1-5.5	1.8-6.6
EER	Cooling		W/W	4.12	4.03
COP	Heating			4.63	4.59
Sound Pressure Level (High)	Cooling		dB(A)	47	47
	Heating			49	50
Sound Power Level (High)	Cooling			60	60
	Heating			62	62
Airflow Rate	Cooling/Heating		m^3/h	1,670/1,670	1,960/2,020
Net Dimensions H × W × D			mm	542 × 799 × 290	632 × 799 × 290
Weight			kg	33	37
Connection Pipe Diameter	Liquid		mm	6.35 × 2	6.35 × 2
	Gas			9.52 × 2	9.52 × 2
Max. Pipe Length	Total/Each		m	30/20	30/20
Max. Height Difference	Between Outdoor Unit and Each Indoor Unit			15	15
	Between Indoor Units			10	10
Operating Range	Cooling		°CDB	-10 to 46	-10 to 46
	Heating			-15 to 24	-15 to 24
Refrigerant	Type (Global Warming Potential)			R32 (675)	R32 (675)
	Charge		kg (CO2eq-T)	0.9 (0.608)	1.02 (0.689)

Specifications (3-unit)

Model name				AOEG18KBCA3	AOEG24KBCA3
Power Source				Single phase, ~230 V, 50 Hz	
Rated Capacity	Cooling	Rated	kW	5.4	6.8
		Min.-Max.		1.8-7.0	1.8-8.5
	Heating	Rated		6.8	8.0
		Min.-Max.		2.0-8.0	2.0-9.2
EER	Cooling		W/W	4.78	3.90
COP	Heating			4.89	4.40
Sound Pressure Level (High)	Cooling		dB(A)	46	48
	Heating			49	53
Sound Power Level (High)	Cooling			59	61
	Heating			61	67
Airflow Rate	Cooling/Heating		m^3/h	2,220/2,160	2,270/2,730
Net Dimensions H × W × D			mm	716 × 820 × 315	716 × 820 × 315
Weight			kg	46	46
Connection Pipe Diameter	Liquid		mm	6.35 × 3	6.35 × 3
	Gas			9.52 × 3	9.52 × 2, 12.70 × 1 adapter [12.70 → 9.52] × 1
Max. Pipe Length	Total/Each		m	50/25	50/25
Max. Height Difference	Between Outdoor Unit and Each Indoor Unit			15	15
	Between Indoor Units			10	10
Operating Range	Cooling		°CDB	-10 to 46	-10 to 46
	Heating			-15 to 24	-15 to 24
Refrigerant	Type (Global Warming Potential)			R32 (675)	R32 (675)
	Charge		kg (CO2eq-T)	1.8 (1.215)	1.8 (1.215)

Specifications (4-unit, 5-unit)

Model name				AOEG30KBTA4	AOEG36KBTA5
Power Source				Single phase, ~230 V, 50 Hz	
Rated Capacity	Cooling	Rated	kW	8.0	9.5
		Min.-Max.		2.4-10.1	3.0-11.0
	Heating	Rated		9.6	10.6
		Min.-Max.		3.0-11.2	3.5-12.0
EER	Cooling		W/W	3.90	3.80
COP	Heating			4.55	4.50
Sound Pressure Level (High)	Cooling		dB(A)	50	52
	Heating			54	55
Sound Power Level (High)	Cooling			63	65
	Heating			66	68
Airflow Rate	Cooling/Heating		m^3/h	2,400/2,950	2,450/2,900
Net Dimensions H × W × D			mm	884 × 820 × 315	884 × 820 × 315
Weight			kg	55	59
Connection Pipe Diameter	Liquid		mm	6.35 × 4	6.35 × 5
	Gas			9.52 × 2, 12.70 × 2 adapter [12.70 → 9.52] × 2	9.52 × 3, 12.70 × 2 adapter [12.70 → 9.52] × 2 adapter [9.52 → 12.70] × 1
Max. Pipe Length*	Total/Each		m	70/25	75/25
Max. Height Difference	Between Outdoor Unit and Each Indoor Unit			15	15
	Between Indoor Units			10	10
Operating Range	Cooling		°CDB	-10 to 46	-10 to 46
	Heating			-15 to 24	-15 to 24
Refrigerant	Type (Global Warming Potential)			R32 (675)	R32 (675)
	Charge		kg (CO2eq-T)	2.2 (1.485)	2.5 (1.688)

*Length not applicable when floor units are connected. For details, refer to the installation manual.

Dimensions

(Unit: mm)

2-unit: AOEG14KBCA2

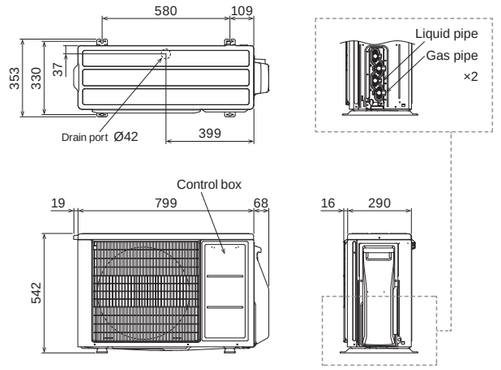

2-unit: AOEG18KBCA2

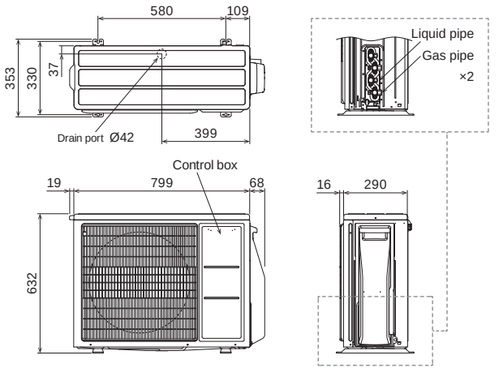

3-unit: AOEG18KBCA3 / AOEG24KBCA3

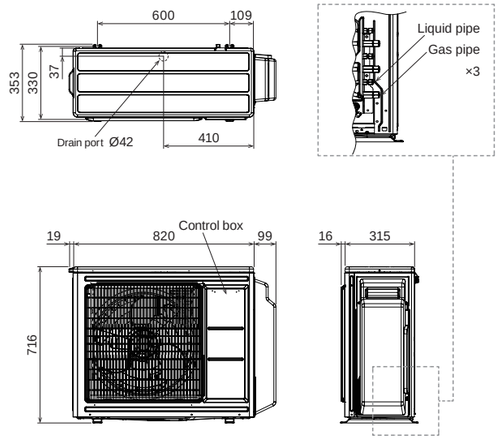

4-unit: AOEG30KBTA4
5-unit: AOEG36KBTA5

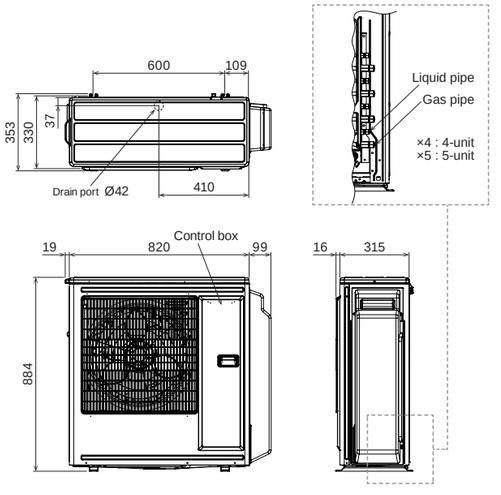

6-unit Multi-Split

REFRIGERANT R410A

ALL DC

A Wide Variety of Models to Choose from

We offer 26 models in 5 types in a capacity range from 2.0 kW to 7.0 kW. A wide range of requirements can be realized from private homes through to large shops and hotels.

Compact Design

Multiple indoor units can be connected to 1 outdoor unit by long pipe as well.
Unlike a single type, the outdoor unit can be installed in the most space-saving location.

970 mm

Easy Installation

All connected pipes and indoor units can be evacuated quickly via our centralized valve method.
Requires evacuation only once.



Central & Individual Control

- Batched control of up to 6 indoor units. Unified setting of room temperature, airflow volume, and local control restrictions across units.
- Language can be selected from English, French, German, Greek, Italian, Portuguese, Russian, Spanish, or Turkish.
- Large backlit indicator lamp screen
- Large easy-to-see operation panel

Max. Controllable
1 multi-system

Max. Controllable
6 indoor units

REFRIGERANT R410A

6-unit: AOYG45LBLA6

Specifications

Model name				AOYG45LBLA6
Power Source				Single phase, ~230 V, 50 Hz
Rated Capacity	Cooling	Rated	kW	12.5
		Min.-Max.		3.5-14.0
	Heating	Rated		13.5
		Min.-Max.		3.5-16.0
EER	Cooling		W/W	3.50
COP	Heating			4.00
Sound Pressure Level (High)	Cooling		dB(A)	53
	Heating			55
Sound Power Level (High)	Cooling			-
	Heating			-
Airflow Rate	Cooling/Heating		m^3/h	4,200/4,200
Net Dimensions H × W × D			mm	998 × 970 × 370
Weight			kg	94
Connection Pipe Diameter	Liquid		mm	6.35 × 6
	Gas			9.52 × 4, 12.70 × 2
Max. Pipe Length	Total/Each		m	80/25
Max. Height Difference	Between Outdoor Unit and Each Indoor Unit.			15
	Between Indoor Units.			10
Operating Range	Cooling		°CDB	-10 to 46
	Heating			-15 to 24
Refrigerant	Type (Global Warming Potential)			R410A (2,088)
	Charge		kg (CO2eq-T)	4.00 (8.352)

Dimensions

(Unit: mm)

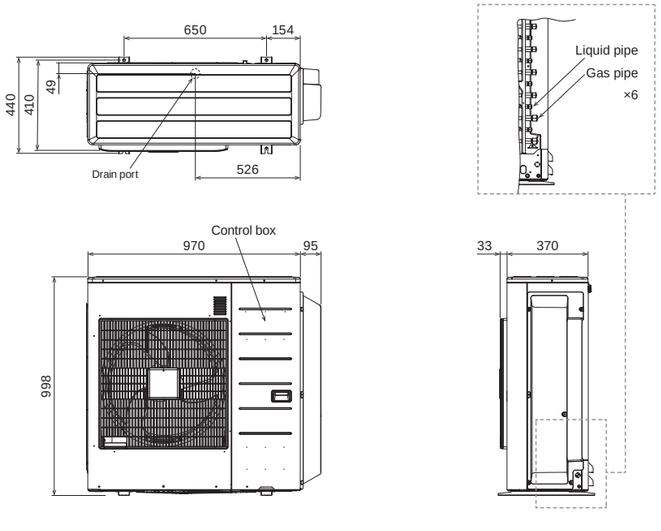

Simultaneous Multi-Split Type

Twin / Triple

REFRIGERANT R32

ALL DC

Meets a variety of installation needs from offices to commercial spaces, with up to 3 indoor units in the same room connected to an outdoor unit.

Select indoor units according to floor layout and heat load estimated by the number of people working in the room and the direction and intensity of sunlight entering the room.
Perfect airflow distribution can be achieved for optimum comfort.

Installation according to floor layout

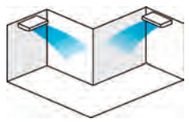

Installation according to lighting conditions

Design Flexibility

Slim & Compact Design

The outdoor unit in this series is 22.7% shorter* than a twin-fan outdoor unit. The reduced height makes it easy to install in tight spaces.



R410A model　　R32 model

Flexible Installation

Pipe length of up to 50 m and a height difference of up to 30 m can be accommodated. Multi-split systems can be installed in large residences and multi-story buildings.

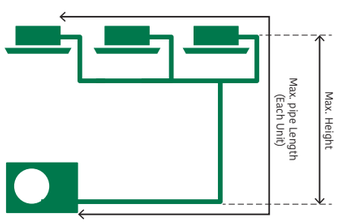

Max. Pipe Length (Each Unit): **50 m**

Max. Height: **30 m**

Lineup of Indoor Units

The indoor units, available in 6 models of 3 types, can be selected according to room size and conditions.

Compact Cassette

Slim Duct

Duct

Note : Please be aware that 2-wired group control is not possible with Simultaneous Multi-split.

REFRIGERANT R32

Model: AOEG36KBTB / AOEG45KBTB / AOEG54KBTB
AOEG36KRTA [3-phase] / AOEG45KRTA [3-phase] / AOEG54KRTA [3-phase]

36

45/54

Specifications (Indoor units/Outdoor units)

Indoor Units Model name				Compact Cassette		
				AUXG18KVLA	AUXG22KVLA	AUXG24KVLA
Power Source				Single phase, ~230 V, 50 Hz		
Airflow Rate	Cooling	H/M/L/Q	m^3/h	680/580/490/410	830/740/600/450	930/830/600/450
	Heating	H/M/L/Q	m^3/h	800/680/580/450	860/760/700/530	930/850/700/530
Net Dimensions H × W × D			mm	245 × 570 × 570	245 × 570 × 570	245 × 570 × 570
Weight			kg	15	16	16
Cassette Grille				UTG-UFYF-W	UTG-UFYF-W	UTG-UFYF-W

Indoor Units Model name				Duct		
				ARXG18KLLAP	ARXG22KMLB	ARXG24KMLA
Power Source				Single phase, ~230 V, 50 Hz		
Airflow Rate	Cooling	H/M/L/Q	m^3/h	940/880/820/750	1,100/910/750/580	1,100/910/750/580
	Heating	H/M/L/Q	m^3/h	940/880/820/750	1,100/910/750/580	1,100/910/750/580
Net Dimensions H × W × D			mm	198 × 900 × 620	270 × 1,135 × 700	270 × 1,135 × 700
Weight			kg	20	35	35

Outdoor Units Model name				AOEG36KBTB	AOEG45KBTB	AOEG54KBTB	AOEG36KRTA	AOEG45KRTA	AOEG54KRTA
Capacity	Cooling		kW	9.5	12.1	13.4	9.5	12.1	13.4
	Heating		kW	10.8	13.5	15.5	10.8	13.5	15.5
Power Source				Single phase, ~230 V, 50 Hz			3-phase, ~400 V, 50 Hz		
Pdesign	Cooling		kW	9.5	–	–	9.5	-	-
	Heating (-10°C)		kW	8.7	–	–	8.7	-	-
SEER	Cooling		W/W	6.10	–	-	6.10	-	-
SCOP	Heating		W/W	4.00	–	–	4.00	-	-
Annual Energy Consumption	Cooling		kWh/a	545	–	–	545	-	-
	Heating		kWh/a	3,044	–	–	3,044	-	-
Energy Efficiency Class	Cooling			A++	–	–	A++	-	-
	Heating			A+	–	–	A+	-	-
Sound Pressure Level (High)	Cooling		dB(A)	55	57	57	55	57	57
	Heating		dB(A)	55	57	59	55	57	59
Sound Power Level (High)	Cooling		dB(A)	70	71	73	70	71	73
	Heating		dB(A)	70	71	73	70	71	73
Airflow Rate	Cooling/Heating		m^3/h	3,750/3,750	4,450/4,450	4,450/4,450	3,750/3,750	4,450/4,450	4,450/4,450
Net Dimensions H × W × D			mm	788 × 940 × 320	998 × 940 × 320	998 × 940 × 320	788 × 940 × 320	998 × 940 × 320	998 × 940 × 320
Weight			kg	52	67	67	53	67	67
Connection Pipe Diameter (Liquid/Gas)			mm	9.52/15.88	9.52/15.88	9.52/15.88	9.52/15.88	9.52/15.88	9.52/15.88
Max. Pipe Length (Pre-Charge)			m	50 (30)	50 (30)	50 (30)	50 (30)	50 (30)	50 (30)
Max. Height Difference				30	30	30	30	30	30
Operating Range	Cooling		°CDB	-15 to 46	-15 to 46	-15 to 46	-15 to 46	-15 to 46	-15 to 46
	Heating		°CDB	-15 to 24	-15 to 24	-15 to 24	-15 to 24	-15 to 24	-15 to 24
Refrigerant	Type (Global Warming Potential)			R32 (675)	R32 (675)	R32 (675)	R32 (675)	R32 (675)	R32 (675)
	Charge		kg (CO2eq-T)	1.90 (1.283)	2.70 (1.823)	2.70 (1.823)	1.90 (1.283)	2.70 (1.823)	2.70 (1.823)
Separation tube				UTP-SX236A (Twin)	UTP-SX236A (Twin)	UTP-SX236A (Twin) UTP-SX354A (Triple)	UTP-SX236A (Twin)	UTP-SX236A (Twin)	UTP-SX236A (Twin) UTP-SX354A (Triple)

• Indoor units of different types and capacity cannot be connected.
• The above specifications apply when used with a cassette type indoor unit.

Dimensions

(Unit: mm)

AOEG36KBTB / AOEG36KRTA

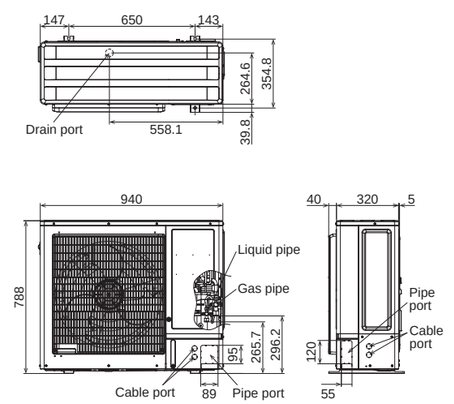

AOEG45KBTB / AOEG54KBTB
AOEG45KRTA / AOEG54KRTA

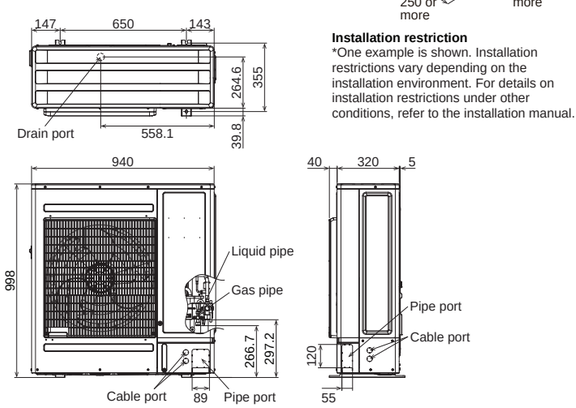

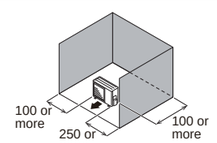

Installation restriction
*One example is shown. Installation restrictions vary depending on the installation environment. For details on installation restrictions under other conditions, refer to the installation manual.

NEW

Simultaneous Multi-Split Type

Twin / Triple / Double Twin

REFRIGERANT R32

ALL DC

Meets a variety of installation needs from an open-plan office to a retail store, with up to 4 indoor units connected to an outdoor unit.

Select indoor units according to floor layout and heat load estimated by the number of people working in the room and the direction and intensity of sunlight entering the room. Perfect airflow distribution can be achieved for optimum comfort.

Simultaneous Control

Up to 16 indoor units can be controlled simultaneously with a wired remote controller.

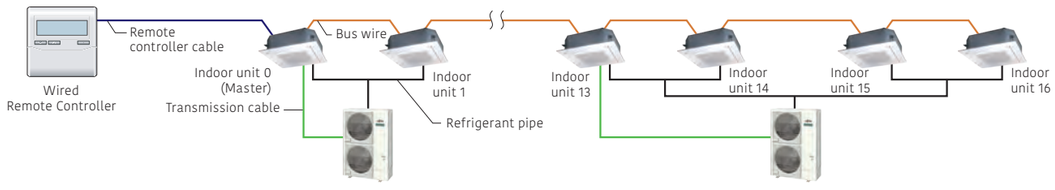

*The following wireless remote controller functions are not available for Compact Cassette, Circular Flow Cassette, Duct (A**G models):
Timer Operation, Sleep Timer Operation, 10°C Heating Operation
*The following function is not available for Medium Static Pressure Duct (ARXH**KMTAP): 10°C Heating Operation
*The connectable remote controllers differ depending on the indoor unit.
*The KMTAP is compatible with nonpolar 2-core types (UTY-RVRY/UTY-RNRYZ6/UTY-RLRY/UTY-RCRYZ1/UTY-RSRYZ1/UTY-RHRYZ1).
For all other types, the polarised three-wire remote controller (UTY-RNNYM) is compatible.

Indoor Unit Lineup

The indoor units, available in 21 models of 6 types, can be selected according to room size and conditions.

Compact Cassette

Circular flow cassette

Slim Duct

Medium static pressure duct

Model: AOEH72KRTA [3-phase] / AOEH90KRTA [3-phase]

REFRIGERANT R32

Specifications (Indoor units/Outdoor units)

Indoor Units Model name				Compact Cassette		
				AUXG18KVLA	AUXG22KVLA	AUXG24KVLA
Power Source				Single phase, ~230 V, 50 Hz		
Airflow Rate	Cooling	H/M/L/Q	m^3/h	680/580/490/410	830/740/600/450	930/830/600/450
	Heating	H/M/L/Q		800/680/580/450	860/760/700/530	930/860/700/530
Net Dimensions H × W × D			mm	245 × 570 × 570	245 × 570 × 570	245 × 570 × 570
Weight			kg	15	16	16
Cassette Grille				UTG-UFYF-W		

Indoor Units Model name				Circular flow cassette					
				AUXG18KRLB	AUXG22KRLB	AUXG24KRLB	AUXG30KRLB	AUXG36KRLB	AUXG45KRLB
Power Source				Single phase, ~230 V, 50 Hz					
Airflow Rate	Cooling	H/M/L/Q	m^3/h	1,050/960/900/780	1,050/960/900/780	1,150/1,050/980/870	1,600/1,400/1,270/1,150	1,870/1,560/1,410/1,160	2,000/1,650/1,460/1,300
	Heating	H/M/L/Q		1,050/960/900/780	1,050/960/900/780	1,150/1,050/980/870	1,600/1,400/1,270/1,150	1,870/1,560/1,410/1,160	2,000/1,650/1,460/1,300
Net Dimensions H × W × D			mm	246 × 840 × 840	246 × 840 × 840	246 × 840 × 840	288 × 840 × 840	288 × 840 × 840	288 × 840 × 840
Weight			kg	23	23	24	26	29	29
Cassette Grille				UTG-UKFA-W: White wired remote controller (touch panel) / UTG-UKFC-W: White / UTG-UKFA-B*1: Black					

*1: IR Receiver Kit and Occupancy Sensor Kit cannot be connected.

Indoor Units Model name				Duct					
				ARXG18KLLAP	ARXG22KMLB	ARXG24KMLA	ARXG30KMLA	ARXG36KMLA	ARXG45KMLA
Power Source				Single phase, ~230 V, 50 Hz					
Airflow Rate	Cooling	H/M/L/Q	m^3/h	940/880/820/750	1,100/910/750/580	1,100/910/750/580	1,900/1,620/1,270/980	1,900/1,620/1,270/980	2,100/1,750/1,350/1,070
	Heating	H/M/L/Q		940/880/820/750	1,100/910/750/580	1,100/910/750/580	2,100/1,620/1,270/980	2,100/1,620/1,270/980	2,100/1,750/1,350/1,070
Net Dimensions H × W × D			mm	198 × 900 × 620	270 × 1,135 × 700	270 × 1,135 × 700	270 × 1,135 × 700	270 × 1,135 × 700	270 × 1,135 × 700
Weight			kg	20	35	35	38	38	39

Indoor Units Model name				Duct					
				ARXH18KMTAP	ARXH22KMTAP	ARXH24KMTAP	ARXH30KMTAP	ARXH36KMTAP	ARXH45KMTAP
Power Source				Single phase, ~230 V, 50 Hz					
Airflow Rate	Cooling	H/M/L/Q	m^3/h	840/720/630/540	1,150/920/800/700	1,230/980/860/740	1,950/1,540/1,340/1,210	2,070/1,660/1,450/1,280	2,160/1,730/1,510/1,320
	Heating	H/M/L/Q		840/720/630/540	1,150/920/800/700	1,230/980/860/740	1,950/1,540/1,340/1,210	2,070/1,660/1,450/1,280	2,160/1,730/1,510/1,320
Net Dimensions H × W × D			mm	240 × 700 × 700	240 × 1,000 × 700	240 × 1,000 × 700	240 × 1,400 × 700	240 × 1,400 × 700	240 × 1,400 × 700
Weight			kg	24	31	31	42	42	42

Outdoor Units Model name			AOEH72KRTA			AOEH90KRTA		
Capacity	Cooling	kW	22.0			19.0		
	Heating		24.0			22.4		
Power Source			3-phase, ~400 V, 50 Hz					
Sound Pressure Level (High)	Cooling/Heating	dB(A)	61/64			61/64		
Sound Power Level (High)	Cooling/Heating		77/77			75/75		
Airflow Rate	Cooling/Heating	m^3/h	9,300 / 9,300			9,300 / 9,300		
Net Dimensions H × W × D		mm	1,418 × 970 × 370			1,418 × 970 × 370		
Weight		kg	103			103		
Connection Pipe Diameter (Liquid/Gas)		mm	12.7 / 19.05			12.7 / 19.05		
Max. Pipe Length (Pre-Charge)		m	100 (40)			100 (40)		
Max. Height Difference			30			30		
Operating Range	Cooling	°CDB	-15 to 50			-15 to 50		
	Heating		-20 to 24			-20 to 24		
Refrigerant	Type (Global Warming Potential)		R32 (675)			R32 (675)		
	Charge	kg (CO2eq-T)	4.00 (2.700)			4.00 (2.700)		
Separation tube			UTP-SX290A × 1 (Twin)	UTP-SX372B × 1 (Triple)	UTP-SX290A × 1 UTP-SX236A × 2 (Double Twin)	UTP-SX290A × 1 (Twin)	UTP-SX390A × 1 (Triple)	UTP-SX290A × 1 UTP-SX236A × 2 (Double Twin)

*: That specification is not fixed yet.

- Indoor units of different types and capacity cannot be connected.
- The above specifications apply when used with a cassette type indoor unit.

Dimensions

(Unit: mm)

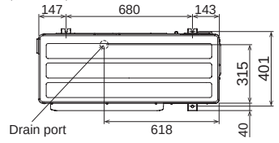

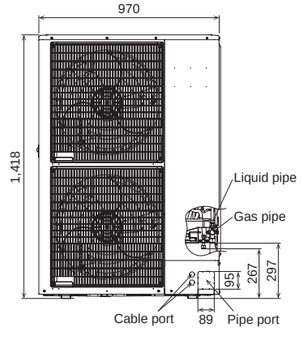

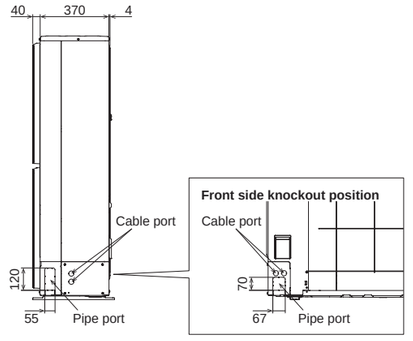

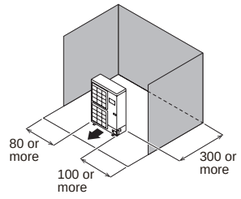

Installation restriction
*One example is shown. Installation restrictions vary depending on the installation environment. For details on installation restrictions under other conditions, refer to the installation manual.

Simultaneous Multi-Split Type

Twin / Triple / Double Twin

REFRIGERANT R410A

ALL DC

Meets a variety of installation needs from an open-plan office to a retail store, with up to 4 indoor units connected to an outdoor unit.

Select indoor units according to floor layout and heat load estimated by the number of people working in the room and the direction and intensity of sunlight entering the room. Perfect airflow distribution can be achieved for optimum comfort.

Installation according to floor layout

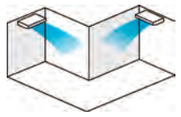

Installation according to lighting conditions

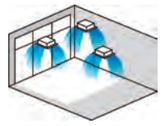

Installation according to layout and lighting conditions

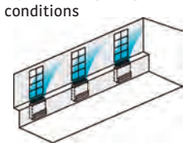

Installation according to large space

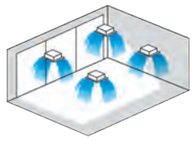

Simultaneous Control

Up to 16 indoor units can be controlled simultaneously with a wired remote controller.

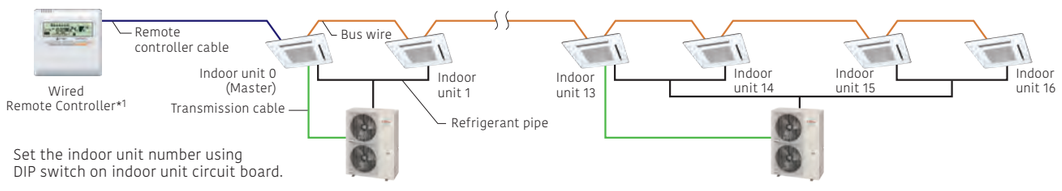

Set the indoor unit number using DIP switch on indoor unit circuit board.

*The following functions are not provided by a wireless remote controller: Timer operation, Sleep Timer operation, 10°C Heat operation
*1:Only the 3-wire remote control (UTY-RVNYM/UTY-RNNYM) can be used.

Indoor Unit Lineup

The indoor units, available in 18 models of 6 types, can be selected according to room size and conditions.

Compact Cassette

Cassette

Slim Duct

Duct

Floor/Ceiling Universal

Ceiling

Model: AOYG72LRLA [3-phase] / AOYG90LRLA [3-phase]

REFRIGERANT R410A

Specifications (Indoor units/Outdoor units)

Indoor Units Model name				Compact Cassette, Cassette					
				AUYG18LVLB	AUYG22LVLA	AUYG24LVLA	AUYG30LRLE	AUYG36LRLE	AUYG45LRLA
Power Source				Single phase, ~230 V, 50 Hz					
Airflow Rate	Cooling	H/M/L/Q	m^3/h	750/610/520/410	930/830/600/450	930/830/600/450	1,600/1,400/1,270/1,150	1,800/1,400/1,270/1,150	1,900/1,640/1,460/1,250
	Heating	H/M/L/Q	m^3/h	800/710/600/450	930/860/700/530	930/830/600/450	1,800/1,400/1,270/1,150	1,800/1,400/1,270/1,150	1,900/1,640/1,460/1,250
Net Dimensions H × W × D			mm	245 × 570 × 570	245 × 570 × 570	245 × 570 × 570	288 × 840 × 840	288 × 840 × 840	288 × 840 × 840
Weight			kg	15	16	16	26	26	26
Cassette Grille				UTG-UFYD-W			UTG-UFYD-W		

Indoor Units Model name				Duct					
				ARYG18LLTB	ARYG22LMLA	ARYG24LMLA	ARYG30LMLE	ARYG36LMLE	ARYG45LMLA
Power Source				Single phase, ~230 V, 50 Hz					
Airflow Rate	Cooling	H/M/L/Q	m^3/h	940/880/820/750	1,100/910/750/580	1,100/910/750/580	1,900/1,620/1,270/980	1,900/1,620/1,270/980	2,100/1,750/1,350/1,070
	Heating	H/M/L/Q	m^3/h	940/880/820/750	1,100/910/750/580	1,100/910/750/580	2,100/1,620/1,270/980	2,100/1,620/1,270/980	2,100/1,750/1,350/1,070
Net Dimensions H × W × D			mm	198 × 900 × 620	270 × 1135 × 700	270 × 1135 × 700	270 × 1135 × 700	270 × 1135 × 700	270 × 1135 × 700
Weight			kg	23	38	40	40	40	40 (88)

Indoor Units Model name				Floor/Ceiling, Ceiling					
				ABYG18LVTB	ABYG22LVTA	ABYG24LVTA	ABYG30LRTE	ABYG36LRTE	ABYG45LRTA
Power Source				Single phase, ~230 V, 50 Hz					
Airflow Rate	Cooling	H/M/L/Q	m^3/h	780/700/560/500	980/820/680/540	980/820/680/540	1,660/1,500/1,200/1,000	1,900/1,500/1,200/1,000	2,100/1,700/1,400/1,100
	Heating	H/M/L/Q	m^3/h	780/700/560/500	980/820/680/540	980/820/680/540	1,660/1,500/1,200/1,000	1,900/1,500/1,200/1,000	2,100/1,700/1,400/1,100
Net Dimensions H × W × D			mm	199 × 990 × 655	199 × 990 × 655	199 × 990 × 655	240 × 1660 × 700	240 × 1660 × 700	240 × 1660 × 700
Weight			kg	27	27	27	46	46	46

Outdoor Units Model name			AOYG72LRLA			AOYG90LRLA		
Capacity	Cooling	kW	19.0			22.0		
	Heating	kW	22.4			27.0		
Power Source			3-phase, ~400 V, 50 Hz					
Sound Pressure Level (High)	Cooling/Heating	dB(A)	55/55			55/57		
Airflow Rate	Cooling/Heating	m^3/h	8,400/8,400			8,400/9,000		
Net Dimensions H × W × D		mm	1,428 × 1,080 × 480			1,428 × 1,080 × 480		
Weight		kg	163			172		
Connection Pipe Diameter (Liquid/Gas)		mm	12.7/25.4			12.7/25.4		
Max. Pipe Length (Pre-Charge)		m	100 (30)			100 (30)		
Max. Height Difference		m	30			30		
Operating Range	Cooling	°CDB	-15 to 46			-15 to 46		
	Heating	°CDB	-20 to 24			-20 to 24		
Refrigerant	Type (Global Warming Potential)		R410A (2,088)			R410A (2,088)		
	Charge	kg (CO2eq-T)	5.6 (11.693)			7.1 (14.825)		
Separation tube			UTP-SX272A × 1 (Twin)	UTP-SX372A × 1 (Triple)	UTP-SX272A × 1 UTP-SX236A × 2 (Double Twin)	UTP-SX272A × 1 (Twin)	UTP-SX372A × 1 (Triple)	UTP-SX272A × 1 UTP-SX254A × 2 (Double Twin)

*: That specification is not fixed yet.

• Indoor units of different types and capacity cannot be connected.
• The above specifications apply when used with a cassette type indoor unit.

Dimensions

(Unit: mm)

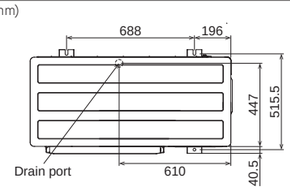

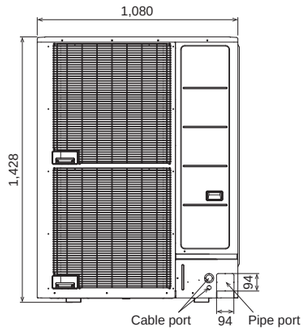

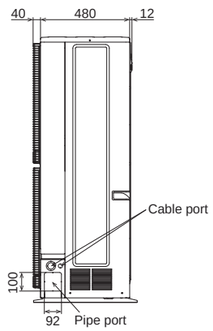

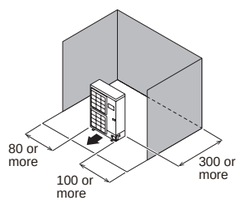

Installation restriction
*One example is shown. Installation restrictions vary depending on the installation environment. For details on installation restrictions under other conditions, refer to the installation manual.

2-unit to 5-unit Multi-Split
Indoor Units Specifications

Wall-mounted

NEW

Model name	Indoor unit			ASEH05KJCAL ASEH05KJCALB ASYH05KJCA ASYH05KJCA-B	ASEH07KJCAL ASEH07KJCALB ASYH07KJCA ASYH07KJCA-B	ASEH09KJCAL ASEH09KJCALB ASYH09KJCA ASYH09KJCA-B	ASEH12KJCAL ASEH12KJCALB ASYH12KJCA ASYH12KJCA-B	ASEH14KJCAL ASEH14KJCALB ASYH14KJCA ASYH14KJCA-B
kW Class			kW	1.5	2.0	2.5	3.5	4.0
Power Source				Single phase, 230V, ~50Hz				
Sound Pressure Level	Cooling	H/M/L/Q	dB(A)	34/31/24/21	36/31/24/21	40/31/24/21	41/34/26/22	45/35/26/22
	Heating			34/31/24/22	36/31/24/22	40/31/24/22	41/34/25/22	44/35/25/22
Sound Power Level	Cooling	H	dB(A)	50	51	55	56	59
	Heating			50	51	56	56	59
Airflow Rate	Cooling	H/M/L/Q	m^3/h	500/430/330/260	540/430/330/260	640/430/330/260	630/470/340/290	720/490/340/290
	Heating			500/430/330/260	540/430/330/260	640/430/330/260	630/470/320/250	720/490/320/250
Net Dimensions			mm	270 × 798 × 240	270 × 798 × 240	270 × 798 × 240	270 × 798 × 240	270 × 798 × 240
Weight			kg	10	10	10	10.5	10.5
Connection Pipe Diameter		Liquid/Gas	mm	6.35/9.52	6.35/9.52	6.35/9.52	6.35/9.52	6.35/9.52

Wall-mounted

Model name	Indoor unit			ASEH07KMCG ASEH07KMCG-B ASYG07KMCF	ASEH09KMCG ASEH09KMCG-B ASYG09KMCF	ASEH12KMCG ASEH12KMCG-B ASYG12KMCF	ASEH14KMCG ASEH14KMCG-B ASYG14KMCF
kW Class			kW	2.0	2.5	3.5	4.0
Power Source				Single phase, ~230 V, 50 Hz			
Sound Pressure Level	Cooling	H/M/L/Q	dB(A)	38/33/29/21	40/34/29/21	40/35/30/21	43/36/30/21
	Heating			41/35/31/22	42/36/31/22	42/38/33/22	44/39/33/24
Sound Power Level	Cooling	H	dB(A)	54	55	55	57
	Heating			56	57	58	59
Airflow Rate	Cooling	H/M/L/Q	m^3/h	650/540/430/320	700/560/430/320	700/560/430/320	770/600/450/310
	Heating			720/580/460/330	750/610/470/330	780/640/520/330	820/660/520/340
Net Dimensions			mm	270 × 834 × 215	270 × 834 × 215	270 × 834 × 215	270 × 834 × 215
Weight			kg	10	10	10	10
Connection Pipe Diameter		Liquid/Gas	mm	6.35/9.52	6.35/9.52	6.35/9.52	6.35/9.52

Wall-mounted

Model name	Indoor unit			ASEH05KNCA	ASEH07KNCA	ASEH09KNCA	ASEH12KNCA
kW Class			kW	1.5	2.0	2.5	3.5
Power Source				Single phase, ~230 V, 50 Hz			
Sound Pressure Level	Cooling	H/M/L/Q	dB(A)	34 / 33 / 29 / 21	36 / 33 / 29 / 21	41 / 35 / 29 / 21	42 / 36 / 32 / 21
	Heating			34 / 32 / 30 / 22	36 / 33 / 30 / 22	41 / 34 / 30 / 22	42 / 35 / 31 / 22
Sound Power Level	Cooling	H	dB(A)	50	51	56	57
	Heating			50	51	56	57
Airflow Rate	Cooling	H/M/L/Q	m^3/h	500 / 450 / 390 / 250	530 / 460 / 390 / 250	640 / 500 / 390 / 250	660 / 520 / 440 / 250
	Heating			500 / 450 / 420 / 280	530 / 460 / 420 / 280	640 / 500 / 420 / 280	660 / 520 / 440 / 280
Net Dimensions			mm	270 × 784 × 222	270 × 784 × 222	270 × 784 × 222	270 × 784 × 222
Weight			kg	9	9	9	9
Connection Pipe Diameter		Liquid/Gas	mm	6.35 / 9.52	6.35 / 9.52	6.35 / 9.52	6.35 / 9.52

Wall-mounted

NEW

Model name	Indoor unit			ASEH18KMTGL	ASEH22KMTGL	ASEH24KMTGL
kW Class			kW	5.0	6.0	7.0
Power Source				Single phase, ~230 V, 50 Hz		
Sound Pressure Level	Cooling	H/M/L/Q	dB(A)	45/40/35/29	48/40/35/29	49/40/35/29
	Heating			46/40/35/29	48/40/35/29	49/40/35/29
Sound Power Level	Cooling	H	dB(A)	60	62	65
	Heating			61	62	65
Airflow Rate	Cooling	H/M/L/Q	m^3/h	980/810/640/510	1,060/810/640/510	1,170/850/640/510
	Heating			1,020/850/640/510	1,060/850/640/510	1,170/850/640/510
Net Dimensions			mm	280 × 980 × 240	280 × 980 × 240	280 × 980 × 240
Weight			kg	12.5	12.5	12.5
Connection Pipe Diameter		Liquid/Gas	mm	6.35/12.70	6.35/12.70	6.35/12.70

Floor

NEW

Model name	Indoor unit			AGEH09KVCCL	AGEH12KVCCL	AGEH14KVCCL
kW Class			kW	2.5	3.5	4.0
Power Source				Single phase, 230V, ~50Hz		
Sound Pressure Level	Cooling	H/M/L/Q	dB(A)	39/34/28/22	42/36/30/22	44/38/31/22
	Heating			39/35/30/22	42/38/32/22	44/39/33/22
Sound Power Level	Cooling	H	dB(A)	52	55	56
	Heating			52	55	56
Airflow Rate	Cooling	H/M/L/Q	m^3/h	530/440/360/270	600/490/380/270	650/520/400/270
	Heating			530/460/380/270	600/510/410/270	650/540/430/270
Net Dimensions			mm	600 × 740 × 200	600 × 740 × 200	600 × 740 × 200
Weight			kg	14	14	14
Connection Pipe Diameter		Liquid/Gas	mm	6.35 / 9.52	6.35 / 9.52	6.35 / 9.52

Ceiling

Model name	Indoor unit			ABEG18KRTA	ABEG22KRTA
kW Class			kW	5.0	6.0
Power Source				Single phase, ~230 V, 50 Hz	
Sound Pressure Level	Cooling	H/M/L/Q	dB(A)	38/36/33/31	42/37/34/31
	Heating			38/36/33/31	42/37/34/31
Sound Power Level	Cooling	H	dB(A)	53	57
	Heating			53	57
Airflow Rate	Cooling	H/M/L/Q	m^3/h	840/790/710/650	900/790/710/650
	Heating			840/790/710/650	900/790/710/650
Net Dimensions			mm	235 × 1,080 × 705	235 × 1,080 × 705
Weight			kg	24	24
Connection Pipe Diameter		Liquid/Gas	mm	6.35/12.70	6.35/12.70

2-unit to 5-unit Multi-Split Indoor Units Specifications

Compact Cassette Grid Type

Model name	Indoor unit			AUXG07KVLA	AUXG09KVLA	AUXG12KVLA	AUXG14KVLA	AUXG18KVLA	AUXG22KVLA
kW Class			kW	2.0	2.5	3.5	4.0	5.0	6.0
Power Source				Single phase, ~230 V, 50 Hz					
Sound Pressure Level	Cooling	H/M/L/Q	dB(A)	33/31/29/27	33/31/29/27	37/34/31/28	38/35/32/29	38/35/32/29	44/42/36/30
	Heating			34/32/29/27	34/32/29/27	37/34/31/29	43/38/34/30	43/38/34/30	45/43/40/33
Sound Power Level	Cooling	H	dB(A)	46	46	49	50	50	56
	Heating			47	47	49	55	55	57
Airflow Rate	Cooling	H/M/L/Q	m^3/h	540/490/440/390	540/490/440/390	610/530/470/410	680/580/490/410	680/580/490/410	830/740/600/450
	Heating			540/490/440/390	540/490/440/390	610/530/470/410	790/680/580/450	790/680/580/450	860/760/700/530
Net Dimensions			mm	245 × 570 × 570	245 × 570 × 570	245 × 570 × 570	245 × 570 × 570	245 × 570 × 570	245 × 570 × 570
Weight			kg	15	15	15	15	15	16
Panel				UTG-UFYF-W	UTG-UFYF-W	UTG-UFYF-W	UTG-UFYF-W	UTG-UFYF-W	UTG-UFYF-W
Connection Pipe Diameter		Liquid/Gas	mm	6.35/9.52	6.35/9.52	6.35/9.52	6.35/9.52	6.35/12.70	6.35/12.70

Mini duct



Model name	Indoor unit			ARXG07KSLAP	ARXG09KSLAP	ARXG12KSLAP	ARXG14KSLAP	ARXG18KSLAP
kW Class			kW	2.0	2.5	3.5	4.0	5.0
Power Source				Single phase, ~230 V, 50 Hz				
Sound Pressure Level	Cooling	H/M/L/Q	dB(A)	29/26/24/23	29/26/24/23	31/27/25/23	35/30/27/23	33/29/26/23
	Heating			29/26/24/23	29/26/24/23	31/27/25/23	35/30/27/23	33/29/26/23
Sound Power Level	Cooling	H	dB(A)	52	54	55	60	58
	Heating			53	56	57	62	59
Airflow Rate	Cooling	H/M/L/Q	m^3/h	550/440/390/360	600/450/400/360	650/490/430/360	800/640/530/360	940/750/540/480
	Heating			550/440/390/360	600/450/400/360	650/490/430/360	800/640/530/360	940/750/540/480
Net Dimensions			mm	198 × 700 × 450	198 × 700 × 450	198 × 700 × 450	198 × 700 × 450	198 × 900 × 450
Weight			kg	15.5	15.5	15.5	15.5	18.5
Connection Pipe Diameter		Liquid/Gas	mm	6.35/9.52	6.35/9.52	6.35/9.52	6.35/9.52	6.35/12.70
External static pressure			Pa	0 to 30	0 to 30	0 to 30	0 to 50	0 to 50
Drain pump				Standard	Standard	Standard	Standard	Standard

Slim duct



Model name	Indoor unit			ARXG07KLLAP	ARXG09KLLAP	ARXG12KLLAP	ARXG14KLLAP	ARXG18KLLAP
kW Class			kW	2.0	2.5	3.5	4.0	5.0
Power Source				Single phase, ~230 V, 50 Hz				
Sound Pressure Level	Cooling	H/M/L/Q	dB(A)	28/26/25/24	28/27/26/25	29/28/27/26	32/30/28/26	32/30/29/27
	Heating			28/26/25/24	28/26/25/24	29/28/27/24	32/30/28/25	32/30/29/27
Sound Power Level	Cooling	H	dB(A)	57	57	58	60	58
	Heating			57	57	58	60	58
Airflow Rate	Cooling	H/M/L/Q	m^3/h	550/490/470/440	600/550/500/450	650/600/550/480	800/700/600/480	940/880/820/750
	Heating			550/490/470/440	600/550/500/450	650/600/550/480	800/700/600/480	940/880/820/750
Net Dimensions			mm	198 × 700 × 620	198 × 700 × 620	198 × 700 × 620	198 × 700 × 620	198 × 900 × 620
Weight			kg	16	17	17	17	20
Connection Pipe Diameter		Liquid/Gas	mm	6.35/9.52	6.35/9.52	6.35/9.52	6.35/9.52	6.35/12.70
External static pressure			Pa	0 to 90	0 to 90	0 to 90	0 to 90	0 to 90
Drain pump				Standard	Standard	Standard	Standard	Standard

Medium Static Pressure Duct

Model name	Indoor unit			ARXH12KMTAP	ARXH14KMTAP	ARXH18KMTAP	ARXH22KMTAP
kW Class			kW	3.5	4.0	5.0	6.0
Power Source				Single-phase, ~230V, 50Hz			
Sound Pressure Level	Cooling	H/M/L/Q	dB(A)	29 / 27 / 25 / 23	32 / 29 / 27 / 25	33 / 30 / 28 / 26	32/28/25/24
	Heating			29 / 27 / 25 / 23	32 / 29 / 27 / 25	33 / 30 / 28 / 26	32/28/25/24
Sound Power Level	Cooling	H	dB(A)	58	59	60	58
	Heating			58	59	60	58
Airflow Rate	Cooling	H/M/L/Q	m^3/h	650 / 520 / 460 / 390	800 / 640 / 560 / 480	840 / 720 / 630 / 540	1,150 / 920 / 800 / 700
	Heating			650 / 520 / 460 / 390	800 / 640 / 560 / 480	840 / 720 / 630 / 540	1,150 / 920 / 800 / 700
Net Dimensions			mm	240 × 700 × 700	240 × 700 × 700	240 × 700 × 700	240 × 1,000 × 700
Weight			kg	24	24	24	31
Connection Pipe Diameter		Liquid/Gas	mm	6.35 / 9.52	6.35 / 9.52	6.35 / 12.7	6.35/12.70
External static pressure			Pa	30 to 150	30 to 150	30 to 150	30 to 150
Drain pump				Standard	Standard	Standard	Standard

Medium Static Pressure Duct

Model name	Indoor unit			ARXG22KMLB
kW Class			kW	6.0
Power Source				Single phase, ~230 V, 50 Hz
Sound Pressure Level	Cooling	H/M/L/Q	dB(A)	31/29/27/25
	Heating			31/29/27/25
Sound Power Level	Cooling	H	dB(A)	60
	Heating			62
Airflow Rate	Cooling	H/M/L/Q	m^3/h	1,100/910/750/580
	Heating			1,100/910/750/580
Net Dimensions			mm	270 × 1,135 × 700
Weight			kg	35
Connection Pipe Diameter		Liquid/Gas	mm	6.35/12.70
External static pressure			Pa	30 to 150
Drain pump				Option

6-unit Multi-Split Indoor Units Specifications

Compact wall-mounted

Model name	Indoor unit			ASYG07LUCA	ASYG09LUCA	ASYG12LUCA	ASYG14LUCA
kW Class			kW	2.0	2.5	3.5	4.0
Power Source				Single phase, ~230 V, 50 Hz			
Sound Pressure Level	Cooling	H/M/L/Q	dB(A)	35/30/28/21	36/32/28/21	37/34/31/21	41/36/33/25
	Heating			35/30/28/21	36/32/28/21	37/34/31/21	41/36/34/27
Sound Power Level	Cooling	H	dB(A)	53	54	55	59
	Heating			53	54	55	59
Airflow Rate	Cooling	H/M/L/Q	m^3/h	570/520/470/330	600/550/470/330	660/600/530/330	710/640/570/390
	Heating			570/520/470/330	600/550/470/330	660/600/530/330	710/640/590/430
Net Dimensions			mm	282 × 870 × 185	282 × 870 × 185	282 × 870 × 185	282 × 870 × 185
Weight			kg	9.5	9.5	9.5	9.5
Connection Pipe Diameter		Liquid/Gas	mm	6.35/9.52	6.35/9.52	6.35/9.52	6.35/12.70

Wall-mounted

Model name	Indoor unit			ASYG18LFCA	ASYG24LFCC
kW Class			kW	5.0	7.0
Power Source				Single phase, ~230 V, 50 Hz	
Sound Pressure Level	Cooling	H/M/L/Q	dB(A)	43/37/33/26	49/42/37/33
	Heating			42/37/33/25	48/42/37/33
Sound Power Level	Cooling	H	dB(A)	58	64
	Heating			58	64
Airflow Rate	Cooling	H/M/L/Q	m^3/h	900/740/620/550	1,120/900/740/620
	Heating			900/740/620/550	1,100/900/740/620
Net Dimensions			mm	320 × 998 × 238	320 × 998 × 238
Weight			kg	14	14
Connection Pipe Diameter		Liquid/Gas	mm	6.35/12.70	6.35/15.88

Compact wall-mounted

Model name	Indoor unit			ASYG07LMCE	ASYG09LMCE	ASYG12LMCE	ASYG14LMCE
kW Class			kW	2.0	2.5	3.5	4.0
Power Source				Single phase, ~230 V, 50 Hz			
Sound Pressure Level	Cooling	H/M/L/Q	dB(A)	36/32/29/21	37/33/29/21	40/36/30/21	42/38/33/25
	Heating			36/32/29/22	37/33/29/22	40/36/31/22	42/38/35/27
Sound Power Level	Cooling	H	dB(A)	51	52	54	56
	Heating			51	52	55	57
Airflow Rate	Cooling	H/M/L/Q	m^3/h	560/500/430/310	600/520/430/310	660/560/450/310	730/600/530/360
	Heating			560/500/430/330	600/520/430/330	660/560/470/330	730/615/560/375
Net Dimensions			mm	268 × 840 × 203	268 × 840 × 203	268 × 840 × 203	268 × 840 × 203
Weight			kg	8.5	8.5	8.5	8.5
Connection Pipe Diameter		Liquid/Gas	mm	6.35/9.52	6.35/9.52	6.35/9.52	6.35/12.70

Floor

Model name	Indoor unit			AGYG09LVCA	AGYG12LVCA	AGYG14LVCA
kW Class			kW	2.5	3.5	4.0
Power Source				Single phase, ~230 V, 50 Hz		
Sound Pressure Level	Cooling	H/M/L/Q	dB(A)	39/34/28/22	42/36/30/22	44/38/31/22
	Heating			39/35/30/22	42/38/32/22	44/39/33/22
Sound Power Level	Cooling	H	dB(A)	52	55	56
	Heating			52	55	56
Airflow Rate	Cooling	H/M/L/Q	m^3/h	530/440/360/270	600/490/380/270	650/520/400/270
	Heating			530/460/380/270	600/510/410/270	650/540/430/270
Net Dimensions			mm	600 × 740 × 200	600 × 740 × 200	600 × 740 × 200
Weight			kg	14	14	14
Connection Pipe Diameter		Liquid/Gas	mm	6.35/9.52	6.35/9.52	6.35/12.70

Floor ceiling

Model name	Indoor unit			ABYG14LVTA	ABYG18LVTB
kW Class			kW	4.0	5.0
Power Source				Single phase, ~230 V, 50 Hz	
Sound Pressure Level	Cooling	H/M/L/Q	dB(A)	36/34/33/29 (Under ceiling) 39/37/36/32 (Floor console)	41/38/34/32 (Under ceiling) 44/41/37/35 (Floor console)
	Heating			36/34/33/29 (Under ceiling) 39/37/36/32 (Floor console)	41/38/34/32 (Under ceiling) 44/41/37/35 (Floor console)
Sound Power Level	Cooling	H	dB(A)	51	55
	Heating			51	55
Airflow Rate	Cooling	H/M/L/Q	m^3/h	640/590/540/480	780/700/560/500
	Heating			640/590/540/480	780/700/560/500
Net Dimensions			mm	199 × 990 × 655	199 × 990 × 655
Weight			kg	27	27
Connection Pipe Diameter		Liquid/Gas	mm	6.35/12.70	6.35/12.70

Compact cassette

Model name	Indoor unit			AUYG07LVLA	AUYG09LVLA	AUYG12LVLB	AUYG14LVLB	AUYG18LVLB
kW Class			kW	2.0	2.5	3.5	4.0	5.0
Power Source				Single phase, ~230 V, 50 Hz				
Sound Pressure Level	Cooling	H/M/L/Q	dB(A)	33/31/29/27	33/31/29/27	37/33/31/28	40/35/32/29	42/37/33/29
	Heating			34/32/29/27	34/32/29/27	37/33/31/28	40/37/34/29	44/40/37/30
Sound Power Level	Cooling	H	dB(A)	46	46	49	52	54
	Heating			47	47	49	52	56
Airflow Rate	Cooling	H/M/L/Q	m^3/h	540/490/440/390	540/490/440/390	610/530/470/410	680/580/490/410	750/610/520/410
	Heating			540/490/440/390	540/490/440/390	610/530/470/410	700/620/550/430	800/710/600/450
Net Dimensions			mm	245 × 570 × 570	245 × 570 × 570	245 × 570 × 570	245 × 570 × 570	245 × 570 × 570
Weight			kg	15	15	15	15	15
Panel				UTG-UFYD-W				
Connection Pipe Diameter		Liquid/Gas	mm	6.35/9.52	6.35/9.52	6.35/9.52	6.35/12.70	6.35/12.70

Mini duct



Model name	Indoor unit			ARYG07LSLAP	ARYG09LSLAP	ARYG12LSLAP	ARYG14LSLAP	ARYG18LSLAP
kW Class			kW	2.0	2.5	3.5	4.0	5.0
Power Source				Single phase, ~230 V, 50 Hz				
Sound Pressure Level	Cooling	H/M/L/Q	dB(A)	29/26/24/23	29/26/24/23	31/27/25/23	35/30/27/23	33/29/26/23
	Heating			29/26/24/23	29/26/24/23	31/27/25/23	35/30/27/23	33/29/26/23
Sound Power Level	Cooling	H	dB(A)	52	54	55	60	58
	Heating			53	56	57	62	59
Airflow Rate	Cooling	H/M/L/Q	m^3/h	550/440/390/360	600/450/400/360	650/490/430/360	800/640/530/360	940/750/540/480
	Heating			550/440/390/360	600/450/400/360	650/490/430/360	800/640/530/360	940/750/540/480
Net Dimensions			mm	198 × 700 × 450	198 × 700 × 450	198 × 700 × 450	198 × 700 × 450	198 × 900 × 450
Weight			kg	15.5				18.5
Connection Pipe Diameter		Liquid/Gas	mm	6.35/9.52			6.35/12.70	
External static pressure			Pa	0 to 30			0 to 50	
Drain pump				Standard				

Slim duct



Model name	Indoor unit			ARYG07LLTA	ARYG09LLTA	ARYG12LLTB	ARYG14LLTB	ARYG18LLTB
kW Class			kW	2.0	2.5	3.5	4.0	5.0
Power Source				Single phase, ~230 V, 50 Hz				
Sound Pressure Level	Cooling	H/M/L/Q	dB(A)	28/26/25/24	28/27/26/25	29/28/27/26	32/30/28/26	32/31/30/29
	Heating			28/26/25/24	28/26/25/24	29/28/27/24	33/30/28/25	33/32/31/29
Sound Power Level	Cooling	H	dB(A)	57	57	58	60	58
	Heating			57	57	58	61	59
Airflow Rate	Cooling	H/M/L/Q	m^3/h	550/490/470/440	600/550/500/450	650/600/550/480	800/700/600/480	940/880/820/750
	Heating			550/490/470/440	600/550/500/450	650/600/550/480	800/700/600/480	940/880/820/750
Net Dimensions			mm	198 × 700 × 620	198 × 700 × 620	198 × 700 × 620	198 × 700 × 620	198 × 900 × 620
Weight			kg	17	19	19	19	23
Connection Pipe Diameter		Liquid/Gas	mm	6.35/9.52	6.35/9.52	6.35/9.52	6.35/12.7	6.35/12.70
External static pressure			Pa	0 to 90				
Drain pump				Standard				

2-unit Multi-Split (Eco range)

Combination Table–Cooling/Heating

The data in the table below shows the performance of various combinations of indoor and outdoor units of different capacities, using the most efficient type of indoor unit.
These values should not be interpreted as official declarations for tax incentives or other certifications.
For more information on specific types of indoor and outdoor unit combinations, please refer to the Design & Technical Manual.

2-unit Multi-split cooling

AOEH14KACB2	Combination of Indoor Units		Cooling Operation							
			Cooling Capacity			Input Power (Min. - Max.)	EER	Seasonal Data		
			Unit 1	Unit 2	Total Capacity (Min. - Max.)			Pdesign	SEER	Energy efficiency class
			kW	kW	kW	kW		kW		
2-unit connection	7	7	2.00	2.00	4.00 (1.40-4.40)	1.02 (0.25-1.25)	3.92	4.00	7.90	A++
	7	9	1.70	2.30	4.00 (1.40-4.40)	1.02 (0.25-1.25)	3.92	4.00	7.90	A++
	7	12	1.50	2.50	4.00 (1.40-4.40)	1.02 (0.25-1.25)	3.92	4.00	7.90	A++
	9	9	2.00	2.00	4.00 (1.40-4.40)	1.02 (0.25-1.25)	3.92	4.00	7.90	A++
	9	12	1.70	2.30	4.00 (1.40-4.40)	1.02 (0.25-1.25)	3.92	4.00	7.90	A++

Notes: •7: 7000 Btu/h/9: 9000 Btu/h/12: 12000 Btu/h models
•2 or more indoor units should be connected.
•Cooling capacity is determined based on 27°CDB/19°CWB (indoor temperature) and 35°CDB (outdoor temperature).
•Pipe Length: 5 m, Height difference: 0 m (Outdoor unit to Indoor unit)
•Total capacity of indoor units connected must be between 14000Btu/h and 21000Btu/h.

AOEH18KACB2	Combination of Indoor Units		Cooling Operation							
			Cooling Capacity			Input Power (Min. - Max.)	EER	Seasonal Data		
			Unit 1	Unit 2	Total Capacity (Min. - Max.)			Pdesign	SEER	Energy efficiency class
			kW	kW	kW	kW		kW		
2-unit connection	7	7	2.00	2.00	4.00 (1.40-4.40)	1.00 (0.25-1.15)	4.00	4.00	8.10	A++
	7	9	2.00	2.50	4.50 (1.40-4.80)	1.21 (0.25-1.35)	3.72	4.50	8.00	A++
	7	12	2.00	3.00	5.00 (1.40-5.20)	1.47 (0.25-1.63)	3.40	5.00	7.90	A++
	9	9	2.50	2.50	5.00 (1.40-5.20)	1.47 (0.25-1.63)	3.40	5.00	7.90	A++
	9	12	2.10	2.90	5.00 (1.40-5.20)	1.47 (0.25-1.63)	3.40	5.00	7.90	A++
	12	12	2.50	2.50	5.00 (1.40-5.20)	1.47 (0.25-1.63)	3.40	5.00	7.90	A++

Notes: •7: 7000 Btu/h/9:9000 Btu/h/12: 12000 Btu/h models
•2 or more indoor units should be connected.
•Cooling capacity is determined based on 27°CDB/19°CWB (indoor temperature) and 35°CDB (outdoor temperature).
•Pipe Length: 5 m, Height difference: 0 m (Outdoor unit to Indoor unit)
•Total capacity of indoor units connected must be between 14000Btu/h and 24000Btu/h.

2-unit Multi-split heating

AOEH14KACB2	Combination of Indoor Units		Heating Operation							
			Heating Capacity			Input Power (Min. - Max.)	COP	Seasonal Data		
			Unit 1	Unit 2	Total Capacity (Min. - Max.)			Pdesign	SCOP	Energy efficiency class
			kW	kW	kW	kW		kW		
2-unit connection	7	7	2.10	2.10	4.20 (1.10-4.80)	0.97 (0.25-1.40)	4.33	3.30	4.30	A+
	7	9	1.80	2.40	4.20 (1.10-4.80)	0.97 (0.25-1.40)	4.33	3.30	4.30	A+
	7	12	1.50	2.70	4.20 (1.10-4.80)	0.97 (0.25-1.40)	4.33	3.30	4.30	A+
	9	9	2.10	2.10	4.20 (1.10-4.80)	0.97 (0.25-1.40)	4.33	3.30	4.30	A+
	9	12	1.80	2.40	4.20 (1.10-4.80)	0.97 (0.25-1.40)	4.33	3.30	4.30	A+

Notes: •7: 7000 Btu/h/9: 9000 Btu/h/12: 12000 Btu/h models
•2 or more indoor units should be connected.
•Heating capacity is determined based on 20°CDB (indoor temperature) and 7°CDB/6°CWB (outdoor temperature).
•Pipe Length: 5 m, Height difference: 0 m (Outdoor unit to Indoor unit)
•Total capacity of indoor units connected must be between 14000Btu/h and 21000Btu/h.

AOEH18KACB2	Combination of Indoor Units		Heating Operation							
			Heating Capacity			Input Power (Min. - Max.)	COP	Seasonal Data		
			Unit 1	Unit 2	Total Capacity (Min. - Max.)			Pdesign	SCOP	Energy efficiency class
			kW	kW	kW	kW		kW		
2-unit connection	7	7	2.30	2.30	4.60 (1.10-5.60)	1.04 (0.25-1.52)	4.33	3.30	4.30	A+
	7	9	2.30	3.00	5.30 (1.10-6.00)	1.43 (0.25-1.80)	3.71	3.30	4.30	A+
	7	12	2.00	3.30	5.30 (1.10-6.00)	1.42 (0.25-1.80)	3.73	3.50	4.30	A+
	9	9	2.65	2.65	5.30 (1.10-6.00)	1.42 (0.25-1.80)	3.73	3.50	4.30	A+
	9	12	2.30	3.00	5.30 (1.10-6.00)	1.42 (0.25-1.80)	3.73	3.50	4.30	A+
	12	12	2.65	2.65	5.30 (1.10-6.00)	1.42 (0.25-1.80)	3.73	3.50	4.30	A+

Notes: •7: 7000 Btu/h/9:9000 Btu/h/12: 12000 Btu/h models
•2 or more indoor units should be connected.
•Heating capacity is determined based on 20°CDB (indoor temperature) and 7°CDB/6°CWB (outdoor temperature).
•Pipe Length: 5 m, Height difference: 0 m (Outdoor unit to Indoor unit)
•Total capacity of indoor units connected must be between 14000Btu/h and 24000Btu/h.

3-unit Multi-Split (Eco range)

Combination Table–Cooling/Heating

The data in the table below shows the performance of various combinations of indoor and outdoor units of different capacities, using the most efficient type of indoor unit.
These values should not be interpreted as official declarations for tax incentives or other certifications.
For more information on specific types of indoor and outdoor unit combinations, please refer to the Design & Technical Manual.

3-unit Multi-split cooling

AOEH18KACB3	Combination of Indoor Units			Cooling Operation								
				Cooling Capacity				Input Power (Min. - Max.)	EER	Seasonal Data		
				Unit 1	Unit 2	Unit 3	Total Capacity (Min. - Max.)			Pdesign	SEER	Energy efficiency
				kW	kW	kW	kW	kW		kW		
2-unit connection	7	7	-	2.00	2.00	-	4.00 (1.80-4.40)	0.94 (0.27-1.04)	4.26	4.00	8.00	A++
	7	9	-	2.00	2.50	-	4.50 (1.80-4.80)	1.10 (0.27-1.19)	4.09	4.50	8.00	A++
	7	12	-	2.00	3.20	-	5.20 (1.80-5.40)	1.36 (0.27-1.41)	3.83	5.20	7.70	A++
	9	9	-	2.50	2.50	-	5.00 (1.80-5.20)	1.25 (0.27-1.36)	4.00	5.00	7.90	A++
	9	12	-	2.20	3.00	-	5.20 (1.80-5.80)	1.36 (0.27-1.60)	3.83	5.20	7.70	A++
	12	12	-	2.65	2.65	-	5.30 (1.80-6.40)	1.44 (0.27-1.89)	3.68	5.30	7.70	A++
3-unit connection	7	7	7	1.77	1.77	1.77	5.30 (1.80-6.60)	1.27 (0.27-1.91)	4.17	5.30	7.90	A++
	7	7	9	1.60	1.60	2.10	5.30 (1.80-6.60)	1.27 (0.27-1.91)	4.17	5.30	7.90	A++
	7	7	12	1.43	1.43	2.45	5.30 (1.80-6.60)	1.27 (0.27-1.91)	4.17	5.30	7.90	A++
	7	9	9	1.50	1.90	1.90	5.30 (1.80-6.60)	1.27 (0.27-1.91)	4.17	5.30	7.90	A++
	7	9	12	1.30	1.70	2.30	5.30 (1.80-6.60)	1.27 (0.27-1.91)	4.17	5.30	7.90	A++
	9	9	9	1.77	1.77	1.77	5.30 (1.80-6.60)	1.27 (0.27-1.91)	4.17	5.30	7.90	A++
	9	9	12	1.60	1.60	2.10	5.30 (1.80-6.60)	1.27 (0.27-1.91)	4.17	5.30	7.90	A++

Notes: •7: 7000 Btu/h/9: 9000 Btu/h/12: 12000 Btu/h models
•2 or more indoor units should be connected.
•Cooling capacity is determined based on 27°CDB/19°CWB (indoor temperature) and 35°CDB (outdoor temperature).
•Pipe Length: 5 m, Height difference: 0 m (Outdoor unit to Indoor unit)
•Total capacity of indoor units connected must be between 14000Btu/h and 30000Btu/h.

3-unit Multi-split heating

AOEH18KACB3	Combination of Indoor Units			Heating Operation								
				Heating Capacity				Input Power (Min. - Max.)	COP	Seasonal Data		
				Unit 1	Unit 2	Unit 3	Total Capacity (Min. - Max.)			Pdesign	SCOP	Energy efficiency
				kW	kW	kW	kW	kW		kW		
2-unit connection	7	7	-	2.40	2.40	-	4.80 (1.70-5.60)	1.11 (0.25-1.64)	4.32	3.80	4.20	A+
	7	9	-	2.40	3.00	-	5.40 (1.70-6.40)	1.35 (0.25-2.04)	4.00	3.80	4.20	A+
	7	12	-	2.30	3.90	-	6.20 (1.70-7.20)	1.67 (0.25-2.27)	3.71	4.30	4.20	A+
	9	9	-	3.00	3.00	-	6.00 (1.70-7.20)	1.58 (0.25-2.27)	3.80	4.30	4.20	A+
	9	12	-	2.70	3.50	-	6.20 (1.70-7.80)	1.67 (0.25-2.35)	3.71	4.30	4.20	A+
	12	12	-	3.20	3.20	-	6.40 (1.70-7.80)	1.73 (0.25-2.35)	3.71	4.50	4.10	A+
3-unit connection	7	7	7	2.13	2.13	2.13	6.40 (1.70-7.80)	1.48 (0.25-2.35)	4.32	5.00	4.30	A+
	7	7	9	1.95	1.95	2.50	6.40 (1.70-7.80)	1.48 (0.25-2.35)	4.32	5.00	4.30	A+
	7	7	12	1.72	1.72	2.95	6.40 (1.70-7.80)	1.48 (0.25-2.35)	4.32	5.00	4.30	A+
	7	9	9	1.79	2.30	2.30	6.40 (1.70-7.80)	1.48 (0.25-2.35)	4.32	5.00	4.30	A+
	7	9	12	1.60	2.10	2.70	6.40 (1.70-7.80)	1.48 (0.25-2.35)	4.32	5.00	4.30	A+
	9	9	9	2.13	2.13	2.13	6.40 (1.70-7.80)	1.48 (0.25-2.35)	4.32	5.00	4.30	A+
	9	9	12	1.90	1.90	2.60	6.40 (1.70-7.80)	1.48 (0.25-2.35)	4.32	5.00	4.30	A+

Notes: •7: 7000 Btu/h/9: 9000 Btu/h/12: 12000 Btu/h models
•2 or more indoor units should be connected.
•Heating capacity is determined based on 20°CDB (indoor temperature) and 7°CDB/6°CWB (outdoor temperature).
•Pipe Length: 5 m, Height difference: 0 m (Outdoor unit to Indoor unit)
Total capacity of indoor units connected must be between 14000Btu/h and 30000Btu/h.

2-unit Multi-Split Combination Table–Cooling/Heating

The data in the table below shows the performance of various combinations of indoor and outdoor units of different capacities, using the most efficient type of indoor unit.
These values should not be interpreted as official declarations for tax incentives or other certifications.
For more information on specific types of indoor and outdoor unit combinations, please refer to the Design & Technical Manual.

2-unit Multi-split cooling

AOEG14KBCA2	Combination of Indoor Units		Cooling Operation							
			Cooling Capacity			Input Power (Min. - Max.)	EER	Seasonal Data		
			Unit 1	Unit 2	Total Capacity (Min. - Max.)			Pdesign	SEER	Energy efficiency class
			kW	kW	kW	kW		kW		
2-unit connection	5	5	1.50	1.50	3.00 (1.40-3.60)	0.74 (0.25-0.95)	4.03	3.0	6.8	A++
	5	7	1.50	2.00	3.50 (1.40-4.30)	0.84 (0.25-1.10)	4.15	3.5	6.8	A++
	5	9	1.50	2.50	4.00 (1.40-4.39)	1.07 (0.25-1.25)	3.75	4.0	6.8	A++
	5	12	1.18	2.82	4.00 (1.40-4.61)	1.02 (0.25-1.25)	3.92	4.0	6.8	A++
	7	7	2.00	2.00	4.00 (1.40-4.60)	0.97 (0.25-1.20)	4.12	4.0	8.7	A+++
	7	9	1.75	2.25	4.00 (1.40-4.60)	0.97 (0.25-1.20)	4.12	4.0	8.7	A+++
	7	12	1.47	2.53	4.00 (1.40-4.60)	0.97 (0.25-1.20)	4.12	4.0	8.7	A+++
	9	9	2.00	2.00	4.00 (1.40-4.60)	0.97 (0.25-1.20)	4.12	4.0	8.7	A+++
	9	12	1.71	2.29	4.00 (1.40-4.60)	0.97 (0.25-1.20)	4.12	4.0	8.7	A+++

Notes: •5: 5000 Btu/h/7: 7000 Btu/h/9: 9000 Btu/h/12: 12000 Btu/h models
•The above specifications are listed with the best combination of values selected.
•2 or more indoor units should be connected.
•Cooling capacity is determined based on 27°CDB/19°CWB (indoor temperature) and 35°CDB (outdoor temperature).
•Pipe Length: 5 m, Height difference: 0 m (Outdoor unit to Indoor unit)
•Total capacity of indoor units connected must be between 10000Btu/h and 21000Btu/h.
•For compatible Outer Units with 5,000BTU models, please refer to the Design & Technical Manual Part. 1-1

AOEG18KBCA2	Combination of Indoor Units		Cooling Operation							
			Cooling Capacity			Input Power (Min. - Max.)	EER	Seasonal Data		
			Unit 1	Unit 2	Total Capacity (Min. - Max.)			Pdesign	SEER	Energy efficiency class
			kW	kW	kW	kW		kW		
2-unit connection	5	5	1.50	1.50	3.00 (1.70-3.60)	0.53 (0.25-0.94)	5.65	3.0	6.9	A++
	5	7	1.50	2.00	3.50 (1.70-4.30)	0.75 (0.25-1.12)	4.65	3.5	6.9	A++
	5	9	1.50	2.50	4.00 (1.70-5.00)	0.97 (0.25-1.29)	4.10	4.0	6.9	A++
	5	12	1.41	3.39	4.80 (1.70-5.70)	1.20 (0.25-1.58)	4.00	5.0	6.7	A++
	5	14	1.32	3.68	5.00 (1.70-5.80)	1.32 (0.25-1.63)	3.78	5.0	6.7	A++
	7	7	2.00	2.00	4.00 (1.70-5.00)	0.92 (0.25-1.23)	4.35	4.0	8.8	A+++
	7	9	2.00	2.50	4.50 (1.70-5.70)	1.07 (0.25-1.45)	4.22	4.5	8.7	A+++
	7	12	1.84	3.16	5.00 (1.70-5.80)	1.24 (0.25-1.55)	4.03	5.0	8.6	A+++
	7	14	1.67	3.33	5.00 (1.70-5.80)	1.24 (0.25-1.55)	4.03	5.0	8.6	A+++
	9	9	2.50	2.50	5.00 (1.70-5.80)	1.24 (0.25-1.55)	4.03	5.0	8.6	A+++
	9	12	2.14	2.86	5.00 (1.70-5.80)	1.24 (0.25-1.55)	4.03	5.0	8.6	A+++
	9	14	1.96	3.04	5.00 (1.70-5.80)	1.24 (0.25-1.55)	4.03	5.0	8.6	A+++
	12	12	2.50	2.50	5.00 (1.70-5.80)	1.24 (0.25-1.55)	4.03	5.0	8.6	A+++
	12	14	2.31	2.69	5.00 (1.70-5.80)	1.24 (0.25-1.55)	4.03	5.0	8.6	A+++

Notes: •5: 5000 Btu/h/7: 7000 Btu/h/9:9000 Btu/h/12: 12000 Btu/h/14: 14000 Btu/h models
•The above specifications are listed with the best combination of values selected.
•2 or more indoor units should be connected.
•Cooling capacity is determined based on 27°CDB/19°CWB (indoor temperature) and 35°CDB (outdoor temperature).
•Pipe Length: 5 m, Height difference: 0 m (Outdoor unit to Indoor unit)
•Total capacity of indoor units connected must be between 10000Btu/h and 26000Btu/h.
•For compatible Outer Units with 5,000BTU models, please refer to the Design & Technical Manual Part. 1-1

2-unit Multi-split heating

AOEG14KBCA2	Combination of Indoor Units		Heating Operation							
			Heating Capacity			Input Power (Min. - Max.)	COP	Seasonal Data		
			Unit 1	Unit 2	Total Capacity (Min. - Max.)			Pdesign	SCOP	Energy efficiency class
			kW	kW	kW	kW		kW		
2-unit connection	5	5	1.80	1.80	3.60 (1.10-4.20)	0.80 (0.25-1.25)	4.52	2.9	4.08	A+
	5	7	1.67	2.33	4.00 (1.10-4.80)	0.92 (0.25-1.50)	4.36	3.4	4.1	A+
	5	9	1.57	2.83	4.40 (1.10-5.10)	1.06 (0.25-1.70)	4.16	3.5	4.1	A+
	5	12	1.29	3.11	4.40 (1.10-5.40)	1.01 (0.25-1.70)	4.34	3.5	4.1	A+
	7	7	2.20	2.20	4.40 (1.10-5.50)	0.95 (0.25-1.65)	4.63	3.5	4.7	A++
	7	9	1.92	2.48	4.40 (1.10-5.50)	0.95 (0.25-1.65)	4.63	3.5	4.7	A++
	7	12	1.62	2.78	4.40 (1.10-5.50)	0.95 (0.25-1.65)	4.63	3.5	4.7	A++
	9	9	2.20	2.20	4.40 (1.10-5.50)	0.95 (0.25-1.65)	4.63	3.5	4.7	A++
	9	12	1.89	2.51	4.40 (1.10-5.50)	0.95 (0.25-1.65)	4.63	3.5	4.7	A++

Notes: •5: 5000 Btu/h/7: 7000 Btu/h/9: 9000 Btu/h/12: 12000 Btu/h models
•The above specifications are listed with the best combination of values selected.
•2 or more indoor units should be connected.
•Heating capacity is determined based on 20°CDB (indoor temperature) and 7°CDB/6°CWB (outdoor temperature).
•Pipe Length: 5 m, Height difference: 0 m (Outdoor unit to Indoor unit)
•Total capacity of indoor units connected must be between 10000Btu/h and 21000Btu/h.
•For compatible Outer Units with 5,000BTU models, please refer to the Design & Technical Manual Part. 1-1

AOEG18KBCA2	Combination of Indoor Units		Heating Operation							
			Heating Capacity			Input Power (Min. - Max.)	COP	Seasonal Data		
			Unit 1	Unit 2	Total Capacity (Min. - Max.)			Pdesign	SCOP	Energy efficiency class
			kW	kW	kW	kW		kW		
2-unit connection	5	5	1.80	1.80	3.60 (1.70-4.20)	0.80 (0.25-0.94)	4.50	2.9	4.1	A+
	5	7	1.80	2.40	4.20 (1.70-4.90)	0.92 (0.25-1.18)	4.54	3.4	4.1	A+
	5	9	1.80	3.00	4.80 (1.70-5.60)	1.05 (0.25-1.41)	4.57	3.8	4.1	A+
	5	12	1.59	3.81	5.40 (1.70-6.40)	1.24 (0.25-1.76)	4.36	4.2	4.0	A+
	5	14	1.47	4.13	5.60 (1.70-6.60)	1.30 (0.25-1.88)	4.30	4.2	4.0	A+
	7	7	2.40	2.40	4.80 (1.70-5.60)	0.99 (0.25-1.35)	4.85	3.8	4.7	A++
	7	9	2.40	3.00	5.40 (1.70-6.40)	1.15 (0.25-1.60)	4.70	4.0	4.7	A++
	7	12	2.06	3.54	5.60 (1.70-7.00)	1.22 (0.25-1.80)	4.59	4.2	4.7	A++
	7	14	1.87	3.73	5.60 (1.70-7.00)	1.22 (0.25-1.80)	4.59	4.2	4.7	A++
	9	9	2.80	2.80	5.60 (1.70-7.00)	1.22 (0.25-1.80)	4.59	4.2	4.7	A++
	9	12	2.40	3.20	5.60 (1.70-7.00)	1.22 (0.25-1.80)	4.59	4.2	4.7	A++
	9	14	2.19	3.41	5.60 (1.70-7.00)	1.22 (0.25-1.80)	4.59	4.2	4.7	A++
	12	12	2.80	2.80	5.60 (1.70-7.00)	1.22 (0.25-1.80)	4.59	4.2	4.7	A++
	12	14	2.58	3.02	5.60 (1.70-7.00)	1.22 (0.25-1.80)	4.59	4.2	4.7	A++

Notes: •5: 5000 Btu/h/7: 7000 Btu/h/9:9000 Btu/h/12: 12000 Btu/h/14: 14000 Btu/h models
•The above specifications are listed with the best combination of values selected.
•2 or more indoor units should be connected.
•Heating capacity is determined based on 20°CDB (indoor temperature) and 7°CDB/6°CWB (outdoor temperature).
•Pipe Length: 5 m, Height difference: 0 m (Outdoor unit to Indoor unit)
•Total capacity of indoor units connected must be between 10000Btu/h and 26000Btu/h.
•For compatible Outer Units with 5,000BTU models, please refer to the Design & Technical Manual Part. 1-1

3-unit Multi-Split Combination Table–Cooling

The data in the table below shows the performance of various combinations of indoor and outdoor units of different capacities, using the most efficient type of indoor unit.
These values should not be interpreted as official declarations for tax incentives or other certifications.
For more information on specific types of indoor and outdoor unit combinations, please refer to the Design & Technical Manual.

3-unit Multi-split cooling

AOEG18KBCA3	Combination of Indoor Units			Cooling Operation								
				Cooling Capacity				Input Power (Min. - Max.)	EER	Seasonal Data		
				Unit 1	Unit 2	Unit 3	Total Capacity (Min. - Max.)			Pdesign	SEER	Energy efficiency
				kW	kW	kW	kW	kW		kW		
2-unit connection	5	9	-	1.50	2.50	-	4.00 (1.80-5.00)	0.88 (0.43-1.37)	4.55	4.0	6.7	A++
	5	12	-	1.41	3.39	-	4.80 (1.80-6.10)	1.11 (0.43-1.65)	4.32	5.0	6.5	A++
	5	14	-	1.42	3.98	-	5.40 (1.80-6.40)	1.39 (0.43-1.83)	3.88	5.4	6.4	A++
	7	7	-	2.00	2.00	-	4.00 (1.80-5.00)	0.86 (0.35-1.35)	4.65	4.0	8.3	A++
	7	9	-	2.00	2.50	-	4.50 (1.80-5.70)	1.03 (0.35-1.50)	4.36	4.5	8.2	A++
	7	12	-	1.99	3.41	-	5.40 (1.80-6.80)	1.41 (0.35-1.81)	3.83	5.4	8.0	A++
	7	14	-	1.80	3.60	-	5.40 (1.80-7.00)	1.41 (0.35-1.90)	3.83	5.4	8.0	A++
	9	9	-	2.50	2.50	-	5.00 (1.80-6.40)	1.23 (0.35-1.70)	4.06	5.0	8.1	A++
	9	12	-	2.31	3.09	-	5.40 (1.80-7.00)	1.41 (0.35-1.90)	3.83	5.4	8.0	A++
	9	14	-	2.11	3.29	-	5.40 (1.80-7.00)	1.41 (0.35-1.90)	3.83	5.4	8.0	A++
	12	12	-	2.70	2.70	-	5.40 (1.80-7.00)	1.41 (0.35-1.90)	3.83	5.4	8.0	A++
	12	14	-	2.49	2.91	-	5.40 (1.80-7.00)	1.41 (0.35-1.90)	3.83	5.4	8.0	A++
	14	14	-	2.70	2.70	-	5.40 (1.80-7.00)	1.41 (0.35-1.90)	3.83	5.4	8.0	A++
3-unit connection	5	5	5	1.50	1.50	1.50	4.50 (1.80-5.40)	0.68 (0.43-1.46)	6.65	4.5	7.1	A++
	5	5	7	1.41	1.41	1.98	4.80 (1.80-6.10)	0.83 (0.43-1.65)	5.78	5.0	7.0	A++
	5	5	9	1.42	1.42	2.56	5.40 (1.80-6.80)	0.98 (0.43-1.83)	5.49	5.4	6.9	A++
	5	5	12	1.23	1.23	2.95	5.40 (1.80-7.00)	1.14 (0.43-1.91)	4.74	5.4	6.9	A++
	5	5	14	1.13	1.13	3.15	5.40 (1.80-7.00)	1.14 (0.43-1.91)	4.74	5.4	6.9	A++
	5	7	7	1.42	1.99	1.99	5.40 (1.80-6.80)	0.98 (0.43-1.83)	5.49	5.4	6.9	A++
	5	7	9	1.29	1.80	2.31	5.40 (1.80-7.00)	1.14 (0.43-1.91)	4.74	5.4	6.9	A++
	5	7	12	1.13	1.58	2.70	5.40 (1.80-7.00)	1.14 (0.43-1.91)	4.74	5.4	6.9	A++
	5	7	14	1.04	1.45	2.91	5.40 (1.80-7.00)	1.14 (0.43-1.91)	4.74	5.4	6.9	A++
	5	9	9	1.17	2.11	2.11	5.40 (1.80-7.00)	1.14 (0.43-1.91)	4.74	5.4	6.9	A++
	5	9	12	1.04	1.87	2.49	5.40 (1.80-7.00)	1.14 (0.43-1.91)	4.74	5.4	6.9	A++
	5	9	14	0.96	1.74	2.70	5.40 (1.80-7.00)	1.14 (0.43-1.91)	4.74	5.4	6.9	A++
	5	12	12	0.93	2.23	2.23	5.40 (1.80-7.00)	1.14 (0.43-1.91)	4.74	5.4	6.9	A++
	7	7	7	1.80	1.80	1.80	5.40 (1.80-7.00)	1.13 (0.35-1.90)	4.78	5.4	8.6	A+++
	7	7	9	1.64	1.64	2.12	5.40 (1.80-7.00)	1.13 (0.35-1.90)	4.78	5.4	8.6	A+++
	7	7	12	1.45	1.45	2.50	5.40 (1.80-7.00)	1.13 (0.35-1.90)	4.78	5.4	8.6	A+++
	7	7	14	1.35	1.35	2.70	5.40 (1.80-7.00)	1.13 (0.35-1.90)	4.78	5.4	8.6	A+++
	7	9	9	1.52	1.94	1.94	5.40 (1.80-7.00)	1.13 (0.35-1.90)	4.78	5.4	8.6	A+++
	7	9	12	1.35	1.74	2.31	5.40 (1.80-7.00)	1.13 (0.35-1.90)	4.78	5.4	8.6	A+++
	7	9	14	1.26	1.62	2.52	5.40 (1.80-7.00)	1.13 (0.35-1.90)	4.78	5.4	8.6	A+++
	9	9	9	1.80	1.80	1.80	5.40 (1.80-7.00)	1.13 (0.35-1.90)	4.78	5.4	8.6	A+++
	9	9	12	1.62	1.62	2.16	5.40 (1.80-7.00)	1.13 (0.35-1.90)	4.78	5.4	8.6	A+++

AOEG24KBCA3	Combination of Indoor Units			Cooling Operation							
				Cooling Capacity				Input Power (Min. - Max.)	EER	Seasonal Data	
				Unit 1	Unit 2	Unit 3	Total Capacity (Min. - Max.)			Pdesign	SEER	Energy efficiency
				kW	kW	kW	kW	kW		kW		
2-unit connection	5	9	-	1.50	2.50	-	4.00 (1.80-5.00)	0.90 (0.43-1.39)	4.44	4.0	6.7	A++
	5	12	-	1.38	3.32	-	4.70 (1.80-6.10)	1.27 (0.43-1.77)	3.70	4.7	6.5	A++
	5	14	-	1.50	4.00	-	5.50 (1.80-6.80)	1.61 (0.43-2.00)	3.42	5.5	6.4	A++
	5	18	-	1.50	5.00	-	6.50 (1.80-7.90)	2.10 (0.43-2.52)	3.10	6.5	5.5	A
	7	7	-	2.00	2.00	-	4.00 (1.80-5.00)	0.86 (0.35-1.35)	4.65	4.0	8.3	A++
	7	9	-	2.00	2.50	-	4.50 (1.80-5.70)	1.03 (0.35-1.54)	4.36	4.5	8.2	A++
	7	12	-	2.00	3.50	-	5.50 (1.80-6.80)	1.46 (0.35-1.85)	3.77	5.5	8.0	A++
	7	14	-	2.00	4.00	-	6.00 (1.80-7.50)	1.73 (0.35-2.20)	3.48	6.0	7.6	A++
	7	18	-	1.90	4.90	-	6.80 (1.80-8.50)	2.26 (0.35-2.65)	3.01	6.8	6.9	A++
	9	9	-	2.50	2.50	-	5.00 (1.80-6.40)	1.23 (0.35-1.74)	4.06	5.0	8.1	A++
	9	12	-	2.50	3.50	-	6.00 (1.80-7.50)	1.73 (0.35-2.20)	3.48	6.0	7.6	A++
	9	14	-	2.50	4.00	-	6.50 (1.80-8.20)	2.04 (0.35-2.46)	3.19	6.5	7.2	A++
	9	18	-	2.27	4.53	-	6.80 (1.80-8.50)	2.26 (0.35-2.65)	3.01	6.8	6.9	A++
	12	12	-	3.40	3.40	-	6.80 (1.80-8.50)	2.26 (0.35-2.65)	3.01	6.8	6.9	A++
	12	14	-	3.14	3.66	-	6.80 (1.80-8.50)	2.26 (0.35-2.65)	3.01	6.8	6.9	A++
	12	18	-	2.72	4.08	-	6.80 (1.80-8.50)	2.26 (0.35-2.65)	3.01	6.8	6.9	A++
	14	14	-	3.40	3.40	-	6.80 (1.80-8.50)	2.26 (0.35-2.65)	3.01	6.8	6.9	A++
	14	18	-	2.98	3.82	-	6.80 (1.80-8.50)	2.26 (0.35-2.65)	3.01	6.8	6.9	A++
3-unit connection	5	5	5	1.43	1.43	1.43	4.30 (1.80-5.40)	0.77 (0.43-1.52)	5.58	4.5	6.6	A++
	5	5	7	1.38	1.38	1.94	4.70 (1.80-6.10)	0.99 (0.43-1.77)	4.75	5.0	6.5	A++
	5	5	9	1.50	1.50	2.50	5.50 (1.80-6.80)	1.21 (0.43-2.00)	4.55	5.5	6.4	A++
	5	5	12	1.43	1.43	3.44	6.30 (1.80-7.90)	1.54 (0.43-2.26)	4.09	6.5	6.2	A++
	5	5	14	1.42	1.42	3.97	6.80 (1.80-8.50)	1.76 (0.43-2.67)	3.86	6.8	6.2	A++
	5	5	18	1.21	1.21	4.37	6.80 (1.80-8.50)	1.76 (0.43-2.67)	3.86	6.8	6.2	A++
	5	7	7	1.50	2.00	2.00	5.50 (1.80-6.80)	1.21 (0.43-2.00)	4.55	5.5	6.4	A++
	5	7	9	1.50	2.00	2.50	6.00 (1.80-7.50)	1.43 (0.43-2.26)	4.20	6.0	6.3	A++
	5	7	12	1.42	1.98	3.40	6.80 (1.80-8.50)	1.76 (0.43-2.67)	3.86	6.8	6.2	A++
	5	7	14	1.31	1.83	3.66	6.80 (1.80-8.50)	1.76 (0.43-2.67)	3.86	6.8	6.2	A++
	5	7	18	1.13	1.59	4.08	6.80 (1.80-8.50)	1.76 (0.43-2.67)	3.86	6.8	6.2	A++
	5	9	9	1.50	2.50	2.50	6.50 (1.80-8.20)	1.65 (0.43-2.52)	3.94	6.5	6.2	A++
	5	9	12	1.31	2.35	3.14	6.80 (1.80-8.50)	1.76 (0.43-2.67)	3.86	6.8	6.2	A++
	5	9	14	1.21	2.19	3.40	6.80 (1.80-8.50)	1.76 (0.43-2.67)	3.86	6.8	6.2	A++
	5	9	18	1.06	1.91	3.83	6.80 (1.80-8.50)	1.76 (0.43-2.67)	3.86	6.8	6.2	A++
	5	12	12	1.17	2.81	2.81	6.80 (1.80-8.50)	1.76 (0.43-2.67)	3.86	6.8	6.2	A++
	5	12	14	1.10	2.63	3.07	6.80 (1.80-8.50)	1.76 (0.43-2.67)	3.86	6.8	6.2	A++
	5	12	18	0.97	2.33	3.50	6.80 (1.80-8.50)	1.76 (0.43-2.67)	3.86	6.8	6.2	A++
	5	14	14	1.03	2.88	2.88	6.80 (1.80-8.50)	1.76 (0.43-2.67)	3.86	6.8	6.2	A++
	7	7	7	2.00	2.00	2.00	6.00 (1.80-7.50)	1.37 (0.35-2.20)	4.37	6.0	8.6	A+++
	7	7	9	2.00	2.00	2.50	6.50 (1.80-8.20)	1.59 (0.35-2.46)	4.08	6.5	8.5	A+++
	7	7	12	1.83	1.83	3.14	6.80 (1.80-8.50)	1.74 (0.35-2.65)	3.90	6.8	8.5	A+++
	7	7	14	1.70	1.70	3.40	6.80 (1.80-8.50)	1.74 (0.35-2.65)	3.90	6.8	8.5	A+++
	7	7	18	1.49	1.49	3.82	6.80 (1.80-8.50)	1.74 (0.35-2.65)	3.90	6.8	8.5	A+++
	7	9	9	1.90	2.45	2.45	6.80 (1.80-8.50)	1.74 (0.35-2.65)	3.90	6.8	8.5	A+++
	7	9	12	1.70	2.19	2.91	6.80 (1.80-8.50)	1.74 (0.35-2.65)	3.90	6.8	8.5	A+++
	7	9	14	1.59	2.04	3.17	6.80 (1.80-8.50)	1.74 (0.35-2.65)	3.90	6.8	8.5	A+++
	7	9	18	1.40	1.80	3.60	6.80 (1.80-8.50)	1.74 (0.35-2.65)	3.90	6.8	8.5	A+++
	7	12	12	1.54	2.63	2.63	6.80 (1.80-8.50)	1.74 (0.35-2.65)	3.90	6.8	8.5	A+++
	7	12	14	1.44	2.47	2.89	6.80 (1.80-8.50)	1.74 (0.35-2.65)	3.90	6.8	8.5	A+++
	7	14	14	1.36	2.72	2.72	6.80 (1.80-8.50)	1.74 (0.35-2.65)	3.90	6.8	8.5	A+++
	9	9	9	2.27	2.27	2.27	6.80 (1.80-8.50)	1.74 (0.35-2.65)	3.90	6.8	8.5	A+++
	9	9	12	2.04	2.04	2.72	6.80 (1.80-8.50)	1.74 (0.35-2.65)	3.90	6.8	8.5	A+++
	9	9	14	1.91	1.91	2.98	6.80 (1.80-8.50)	1.74 (0.35-2.65)	3.90	6.8	8.5	A+++
	9	9	18	1.70	1.70	3.40	6.80 (1.80-8.50)	1.74 (0.35-2.65)	3.90	6.8	8.5	A+++
	9	12	12	1.86	2.47	2.47	6.80 (1.80-8.50)	1.74 (0.35-2.65)	3.90	6.8	8.5	A+++
	9	12	14	1.75	2.33	2.72	6.80 (1.80-8.50)	1.74 (0.35-2.65)	3.90	6.8	8.5	A+++
	12	12	12	2.27	2.27	2.27	6.80 (1.80-8.50)	1.74 (0.35-2.65)	3.90	6.8	8.5	A+++

Notes: •5: 5000 Btu/h/7: 7000 Btu/h/9: 9000 Btu/h/12: 12000 Btu/h/14: 14000 Btu/h/18: 18000 Btu/h models
•The above specifications are listed with the best combination of values selected.
•2 or more indoor units should be connected.
•Cooling capacity is determined based on 27°CDB/19°CWB (indoor temperature) and 35°CDB (outdoor temperature).
•Pipe Length: 5 m, Height difference: 0 m (Outdoor unit to Indoor unit)
•AOEG18KBTA3: Total capacity of indoor units connected must be between 14000Btu/h and 30000Btu/h.
•AOEG24KBTA3: Total capacity of indoor units connected must be between 14000Btu/h and 36000Btu/h.
•For compatible Outer Units with 5,000BTU models, please refer to the Design & Technical Manual Part. 1-1

3-unit Multi-split heating

AOEG18KBCA3	Combination of Indoor Units			Heating Operation								
				Heating Capacity				Input Power (Min. - Max.)	COP	Seasonal Data		
				Unit 1	Unit 2	Unit 3	Total Capacity (Min. - Max.)			Pdesign	SCOP	Energy efficiency
				kW	kW	kW	kW	kW		kW		
2-unit connection	5	9	-	1.80	3.00	-	4.80 (2.00-5.60)	1.04 (0.30-1.34)	4.61	4.0	4.0	A+
	5	12	-	1.80	4.20	-	6.00 (2.00-6.90)	1.35 (0.30-1.56)	4.43	4.5	3.9	A
	5	14	-	1.80	4.80	-	6.60 (2.00-7.40)	1.64 (0.30-1.77)	4.02	5.0	3.8	A
	7	7	-	2.40	2.40	-	4.80 (2.00-5.60)	1.00 (0.25-1.30)	4.80	4.0	4.2	A+
	7	9	-	2.40	3.00	-	5.40 (2.00-6.40)	1.21 (0.25-1.48)	4.45	4.0	4.2	A+
	7	12	-	2.40	4.20	-	6.60 (2.00-7.60)	1.66 (0.25-1.76)	3.98	5.0	4.0	A+
	7	14	-	2.27	4.53	-	6.80 (2.00-8.00)	1.77 (0.25-1.85)	3.84	5.0	4.0	A+
	9	9	-	3.00	3.00	-	6.00 (2.00-7.20)	1.44 (0.25-1.67)	4.17	4.5	4.1	A+
	9	12	-	2.91	3.89	-	6.80 (2.00-8.00)	1.77 (0.25-1.85)	3.84	5.0	4.0	A+
	9	14	-	2.66	4.14	-	6.80 (2.00-8.00)	1.77 (0.25-1.85)	3.84	5.0	4.0	A+
	12	12	-	3.40	3.40	-	6.80 (2.00-8.00)	1.77 (0.25-1.85)	3.84	5.0	4.0	A+
	12	14	-	3.14	3.66	-	6.80 (2.00-8.00)	1.77 (0.25-1.85)	3.84	5.0	4.0	A+
	14	14	-	3.40	3.40	-	6.80 (2.00-8.00)	1.77 (0.25-1.85)	3.84	5.0	4.0	A+
3-unit connection	5	5	5	1.70	1.70	1.70	5.10 (2.00-6.00)	0.76 (0.30-1.41)	6.68	4.0	4.3	A+
	5	5	7	1.80	1.80	2.40	6.00 (2.00-6.80)	0.97 (0.30-1.56)	6.17	4.5	4.2	A+
	5	5	9	1.80	1.80	3.00	6.60 (2.00-7.60)	1.18 (0.30-1.77)	5.58	5.0	4.1	A+
	5	5	12	1.50	1.50	3.80	6.80 (2.00-8.00)	1.39 (0.30-1.85)	4.89	5.0	4.1	A+
	5	5	14	1.42	1.42	3.97	6.80 (2.00-8.00)	1.39 (0.30-1.85)	4.89	5.0	4.1	A+
	5	7	7	1.80	2.40	2.40	6.60 (2.00-7.60)	1.18 (0.30-1.77)	5.58	5.0	4.1	A+
	5	7	9	1.50	2.30	3.00	6.80 (2.00-8.00)	1.39 (0.30-1.85)	4.89	5.0	4.1	A+
	5	7	12	1.38	1.93	3.30	6.60 (2.00-8.00)	1.39 (0.30-1.85)	4.74	5.0	4.1	A+
	5	7	14	1.31	1.83	3.66	6.80 (2.00-8.00)	1.39 (0.30-1.85)	4.89	5.0	4.1	A+
	5	9	9	1.48	2.66	2.66	6.80 (2.00-8.00)	1.39 (0.30-1.85)	4.89	5.0	4.1	A+
	5	9	12	1.27	2.28	3.05	6.60 (2.00-8.00)	1.39 (0.30-1.85)	4.74	5.0	4.1	A+
	5	9	14	1.21	2.19	3.40	6.80 (2.00-8.00)	1.39 (0.30-1.85)	4.89	5.0	4.1	A+
	5	12	12	1.14	2.73	2.73	6.60 (2.00-8.00)	1.39 (0.30-1.85)	4.74	5.0	4.1	A+
	7	7	7	2.27	2.27	2.27	6.80 (2.00-8.00)	1.39 (0.25-1.85)	4.89	5.0	4.7	A++
	7	7	9	2.07	2.07	2.66	6.80 (2.00-8.00)	1.39 (0.25-1.85)	4.89	5.0	4.7	A++
	7	7	12	1.83	1.83	3.14	6.80 (2.00-8.00)	1.39 (0.25-1.85)	4.89	5.0	4.7	A++
	7	7	14	1.70	1.70	3.40	6.80 (2.00-8.00)	1.39 (0.25-1.85)	4.89	5.0	4.7	A++
	7	9	9	1.90	2.45	2.45	6.80 (2.00-8.00)	1.39 (0.25-1.85)	4.89	5.0	4.7	A++
	7	9	12	1.70	2.19	2.91	6.80 (2.00-8.00)	1.39 (0.25-1.85)	4.89	5.0	4.7	A++
	7	9	14	1.59	2.04	3.17	6.80 (2.00-8.00)	1.39 (0.25-1.85)	4.89	5.0	4.7	A++
	9	9	9	2.27	2.27	2.27	6.80 (2.00-8.00)	1.39 (0.25-1.85)	4.89	5.0	4.7	A++
	9	9	12	2.04	2.04	2.72	6.80 (2.00-8.00)	1.39 (0.25-1.85)	4.89	5.0	4.7	A++

AOEG24KBCA3	Combination of Indoor Units			Heating Operation								
				Heating Capacity				Input Power (Min. - Max.)	COP	Seasonal Data		
				Unit 1	Unit 2	Unit 3	Total Capacity (Min. - Max.)			Pdesign	SCOP	Energy efficiency
				kW	kW	kW	kW	kW		kW		
2-unit connection	5	9	-	1.80	3.00	-	4.80 (2.00-5.60)	1.06 (0.30-1.36)	4.53	4.0	4.0	A+
	5	12	-	1.68	4.02	-	5.70 (2.00-6.80)	1.38 (0.30-1.70)	4.12	4.5	3.9	A
	5	14	-	1.80	4.80	-	6.60 (2.00-7.60)	1.78 (0.30-1.89)	3.71	5.0	3.8	A
	5	18	-	1.67	6.03	-	7.70 (2.00-8.60)	2.03 (0.30-2.37)	3.79	5.8	3.8	A
	7	7	-	2.40	2.40	-	4.80 (2.00-5.60)	1.00 (0.25-1.30)	4.80	4.0	4.2	A+
	7	9	-	2.40	3.00	-	5.40 (2.00-6.40)	1.21 (0.25-1.48)	4.45	4.0	4.2	A+
	7	12	-	2.40	4.20	-	6.60 (2.00-7.60)	1.66 (0.25-1.76)	3.98	5.0	4.0	A+
	7	14	-	2.40	4.80	-	7.20 (2.00-8.40)	1.86 (0.25-2.07)	3.87	5.4	4.0	A+
	7	18	-	2.16	5.54	-	7.70 (2.00-9.20)	2.01 (0.25-2.35)	3.83	5.8	4.0	A+
	9	9	-	3.00	3.00	-	6.00 (2.00-7.20)	1.44 (0.25-1.67)	4.17	4.5	4.1	A+
	9	12	-	3.00	4.20	-	7.20 (2.00-8.40)	1.86 (0.25-2.07)	3.87	5.4	4.0	A+
	9	14	-	2.96	4.74	-	7.70 (2.00-9.20)	2.01 (0.25-2.35)	3.83	5.8	4.0	A+
	9	18	-	2.57	5.13	-	7.70 (2.00-9.20)	2.01 (0.25-2.35)	3.83	5.8	4.0	A+
	12	12	-	3.85	3.85	-	7.70 (2.00-9.20)	2.01 (0.25-2.35)	3.83	5.8	4.0	A+
	12	14	-	3.55	4.15	-	7.70 (2.00-9.20)	2.01 (0.25-2.35)	3.83	5.8	4.0	A+
	12	18	-	3.08	4.62	-	7.70 (2.00-9.20)	2.01 (0.25-2.35)	3.83	5.8	4.0	A+
	14	14	-	3.85	3.85	-	7.70 (2.00-9.20)	2.01 (0.25-2.35)	3.83	5.8	4.0	A+
	14	18	-	3.37	4.33	-	7.70 (2.00-9.20)	2.01 (0.25-2.35)	3.83	5.8	4.0	A+
3-unit connection	5	5	5	1.70	1.70	1.70	5.10 (2.00-6.00)	1.23 (0.30-1.47)	4.16	4.0	4.2	A+
	5	5	7	1.68	1.68	2.35	5.70 (2.00-6.80)	1.37 (0.30-1.70)	4.17	4.5	4.1	A+
	5	5	9	1.80	1.80	3.00	6.60 (2.00-7.60)	1.51 (0.30-1.89)	4.38	5.0	4.1	A+
	5	5	12	1.70	1.70	4.09	7.50 (2.00-8.80)	1.72 (0.30-2.26)	4.37	5.8	3.9	A
	5	5	14	1.67	1.67	4.67	8.00 (2.00-9.20)	1.84 (0.30-2.37)	4.35	5.9	3.9	A
	5	5	18	1.43	1.43	5.14	8.00 (2.00-9.20)	1.84 (0.30-2.37)	4.34	6.0	3.9	A
	5	7	7	1.80	2.40	2.40	6.60 (2.00-7.60)	1.51 (0.30-1.89)	4.38	5.0	4.1	A+
	5	7	9	1.80	1.80	3.00	7.20 (2.00-8.40)	1.65 (0.30-2.11)	4.37	5.4	4.0	A+
	5	7	[illegible]	1.67	2.33	4.00	8.00 (2.00-9.20)	1.84 (0.30-2.37)	4.35	6.0	3.9	A
	5	7	14	1.54	2.15	4.31	8.00 (2.00-9.20)	1.84 (0.30-2.37)	4.35	6.0	3.9	A
	5	7	18	1.33	1.87	4.80	8.00 (2.00-9.20)	1.84 (0.30-2.37)	4.34	6.0	3.9	A
	5	9	9	1.80	3.00	3.00	7.80 (2.00-9.20)	1.79 (0.30-2.37)	4.36	5.8	3.9	A
	5	9	12	1.54	2.77	3.69	8.00 (2.00-9.20)	1.84 (0.30-2.37)	4.35	6.0	3.9	A
	5	9	14	1.43	2.57	4.00	8.00 (2.00-9.20)	1.84 (0.30-2.37)	4.35	6.0	3.9	A
	5	9	18	1.25	2.25	4.50	8.00 (2.00-9.20)	1.84 (0.30-2.37)	4.34	6.0	3.9	A
	5	12	12	1.38	3.31	3.31	8.00 (2.00-9.20)	1.84 (0.30-2.37)	4.35	6.0	3.9	A
	5	12	14	1.29	3.10	3.61	8.00 (2.00-9.20)	1.84 (0.30-2.37)	4.35	6.0	3.9	A
	5	12	18	1.14	2.74	4.11	8.00 (2.00-9.20)	1.84 (0.30-2.37)	4.34	6.0	3.9	A
	5	14	14	1.21	3.39	3.39	8.00 (2.00-9.20)	1.84 (0.30-2.37)	4.35	6.0	3.9	A
	7	7	7	2.40	2.40	2.40	7.20 (2.00-8.40)	1.61 (0.25-2.07)	4.48	5.4	4.7	A++
	7	7	9	2.40	2.40	3.00	7.80 (2.00-9.20)	1.76 (0.25-2.35)	4.42	5.8	4.6	A++
	7	7	12	2.15	2.15	3.70	8.00 (2.00-9.20)	1.82 (0.25-2.35)	4.40	6.0	4.6	A++
	7	7	14	2.00	2.00	4.00	8.00 (2.00-9.20)	1.82 (0.25-2.35)	4.40	6.0	4.6	A++
	7	7	18	1.75	1.75	4.50	8.00 (2.00-9.20)	1.82 (0.25-2.35)	4.40	6.0	4.6	A++
	7	9	9	2.24	2.88	2.88	8.00 (2.00-9.20)	1.82 (0.25-2.35)	4.40	6.0	4.6	A++
	7	9	12	2.00	2.57	3.43	8.00 (2.00-9.20)	1.82 (0.25-2.35)	4.40	6.0	4.6	A++
	7	9	14	1.87	2.40	3.73	8.00 (2.00-9.20)	1.82 (0.25-2.35)	4.40	6.0	4.6	A++
	7	9	18	1.65	2.12	4.23	8.00 (2.00-9.20)	1.82 (0.25-2.35)	4.40	6.0	4.6	A++
	7	12	12	1.80	3.10	3.10	8.00 (2.00-9.20)	1.82 (0.25-2.35)	4.40	6.0	4.6	A++
	7	12	14	1.70	2.91	3.39	8.00 (2.00-9.20)	1.82 (0.25-2.35)	4.40	6.0	4.6	A++
	7	14	14	1.60	3.20	3.20	8.00 (2.00-9.20)	1.82 (0.25-2.35)	4.40	6.0	4.6	A++
	9	9	9	2.67	2.67	2.67	8.00 (2.00

4-unit Multi-Split Combination Table–Cooling

The data in the table below shows the performance of various combinations of indoor and outdoor units of different capacities, using the most efficient type of indoor unit.
These values should not be interpreted as official declarations for tax incentives or other certifications.
For more information on specific types of indoor and outdoor unit combinations, please refer to the Design & Technical Manual.

4-unit Multi-split cooling

AOEG30KBTA4	Combination of Indoor Units				Cooling Operation									
					Cooling Capacity					Input Power (Min. - Max.)	EER	Seasonal Data		
					Unit 1	Unit 2	Unit 3	Unit 4	Total Capacity (Min. - Max.)			Pdesign	SEER	Energy efficiency
					kW	kW	kW	kW	kW	kW		kW		
2-unit connection	5	22	-	-	1.50	6.00	-	-	7.50 (2.40-9.40)	2.50 (0.45-3.00)	3.00	7.5	6.0	A+
	5	24	-	-	1.38	6.62	-	-	8.00 (2.40-9.50)	2.72 (0.45-3.30)	2.94	8.0	5.9	A+
	7	22	-	-	2.00	6.00	-	-	8.00 (2.40-10.10)	2.67 (0.45-3.25)	3.00	8.0	7.5	A++
	7	24	-	-	1.81	6.19	-	-	8.00 (2.40-10.10)	2.67 (0.45-3.25)	3.00	8.0	7.5	A++
	9	22	-	-	2.32	5.68	-	-	8.00 (2.40-10.10)	2.67 (0.45-3.25)	3.00	8.0	7.5	A++
	9	24	-	-	2.18	5.82	-	-	8.00 (2.40-10.10)	2.67 (0.45-3.25)	3.00	8.0	7.5	A++
	12	18	-	-	3.20	4.80	-	-	8.00 (2.40-10.10)	2.67 (0.45-3.25)	3.00	8.0	7.5	A++
	12	22	-	-	2.82	5.18	-	-	8.00 (2.40-10.10)	2.67 (0.45-3.25)	3.00	8.0	7.5	A++
	12	24	-	-	2.67	5.33	-	-	8.00 (2.40-10.10)	2.67 (0.45-3.25)	3.00	8.0	7.5	A++
	14	18	-	-	3.50	4.50	-	-	8.00 (2.40-10.10)	2.67 (0.45-3.25)	3.00	8.0	7.5	A++
	14	22	-	-	3.11	4.89	-	-	8.00 (2.40-10.10)	2.67 (0.45-3.25)	3.00	8.0	7.5	A++
	14	24	-	-	2.95	5.05	-	-	8.00 (2.40-10.10)	2.67 (0.45-3.25)	3.00	8.0	7.5	A++
	18	18	-	-	4.00	4.00	-	-	8.00 (2.40-10.10)	2.67 (0.45-3.25)	3.00	8.0	7.5	A++
	18	22	-	-	3.60	4.40	-	-	8.00 (2.40-10.10)	2.67 (0.45-3.25)	3.00	8.0	7.5	A++
	18	24	-	-	3.43	4.57	-	-	8.00 (2.40-10.10)	2.67 (0.45-3.25)	3.00	8.0	7.5	A++
	22	22	-	-	4.00	4.00	-	-	8.00 (2.40-10.10)	2.67 (0.45-3.25)	3.00	8.0	7.5	A++
	22	24	-	-	3.83	4.17	-	-	8.00 (2.40-10.10)	2.67 (0.45-3.25)	3.00	8.0	7.5	A++
	24	24	-	-	4.00	4.00	-	-	8.00 (2.40-10.10)	2.67 (0.45-3.25)	3.00	8.0	7.5	A++
3-unit connection	5	5	18	-	1.50	1.50	5.00	-	8.00 (2.40-9.60)	2.37 (0.45-3.30)	3.38	8.0	6.3	A++
	5	5	22	-	1.25	1.25	5.50	-	8.00 (2.40-10.10)	2.37 (0.45-3.30)	3.38	8.0	6.3	A++
	5	5	24	-	1.18	1.18	5.65	-	8.00 (2.40-10.10)	2.37 (0.45-3.30)	3.38	8.0	6.3	A++
	5	7	18	-	1.33	1.87	4.80	-	8.00 (2.40-10.10)	2.37 (0.45-3.30)	3.38	8.0	6.3	A++
	5	7	22	-	1.18	1.65	5.18	-	8.00 (2.40-10.10)	2.37 (0.45-3.30)	3.38	8.0	6.3	A++
	5	7	24	-	1.11	1.56	5.33	-	8.00 (2.40-10.10)	2.37 (0.45-3.30)	3.38	8.0	6.3	A++
	5	9	14	-	1.50	2.50	4.00	-	8.00 (2.40-10.10)	2.37 (0.45-3.30)	3.38	8.0	6.3	A++
	5	9	18	-	1.25	2.25	4.50	-	8.00 (2.40-10.00)	2.37 (0.45-3.30)	3.38	8.0	6.3	A++
	5	9	22	-	1.11	2.00	4.89	-	8.00 (2.40-10.10)	2.37 (0.45-3.30)	3.38	8.0	6.3	A++
	5	9	24	-	1.05	1.89	5.05	-	8.00 (2.40-10.10)	2.37 (0.45-3.30)	3.38	8.0	6.3	A++
	5	12	12	-	1.38	3.31	3.31	-	8.00 (2.40-10.10)	2.37 (0.45-3.30)	3.38	8.0	6.3	A++
	5	12	14	-	1.29	3.10	3.61	-	8.00 (2.40-10.10)	2.37 (0.45-3.30)	3.38	8.0	6.3	A++
	5	12	18	-	1.14	2.74	4.11	-	8.00 (2.40-10.10)	2.37 (0.45-3.30)	3.38	8.0	6.3	A++
	5	12	22	-	1.03	2.46	4.51	-	8.00 (2.40-10.10)	2.37 (0.45-3.30)	3.38	8.0	6.3	A++
	5	12	24	-	0.98	2.34	4.68	-	8.00 (2.40-10.10)	2.37 (0.45-3.30)	3.38	8.0	6.3	A++
	5	14	14	-	1.21	3.39	3.39	-	8.00 (2.40-10.10)	2.37 (0.45-3.30)	3.38	8.0	6.3	A++
	5	14	18	-	1.08	3.03	3.89	-	8.00 (2.40-10.10)	2.37 (0.45-3.30)	3.38	8.0	6.3	A++
	5	14	22	-	0.98	2.73	4.29	-	8.00 (2.40-10.10)	2.37 (0.45-3.30)	3.38	8.0	6.3	A++
	5	14	24	-	0.93	2.60	4.47	-	8.00 (2.40-10.10)	2.37 (0.45-3.30)	3.38	8.0	6.3	A++
	5	18	18	-	0.98	3.51	3.51	-	8.00 (2.40-10.10)	2.37 (0.45-3.30)	3.38	8.0	6.3	A++
	5	18	22	-	0.89	3.20	3.91	-	8.00 (2.40-10.10)	2.37 (0.45-3.30)	3.38	8.0	6.3	A++
	5	18	24	-	0.85	3.06	4.09	-	8.00 (2.40-10.10)	2.37 (0.45-3.30)	3.38	8.0	6.3	A++
	7	7	12	-	2.00	2.00	3.50	-	7.50 (2.40-9.30)	2.10 (0.45-2.84)	3.57	7.5	8.1	A++
	7	7	14	-	2.00	2.00	4.00	-	8.00 (2.40-10.10)	2.32 (0.45-3.25)	3.45	8.0	8.0	A++
	7	7	18	-	1.75	1.75	4.50	-	8.00 (2.40-10.10)	2.32 (0.45-3.25)	3.45	8.0	8.0	A++
	7	7	22	-	1.56	1.56	4.88	-	8.00 (2.40-10.10)	2.32 (0.45-3.25)	3.45	8.0	8.0	A++
	7	7	24	-	1.47	1.47	5.06	-	8.00 (2.40-10.10)	2.32 (0.45-3.25)	3.45	8.0	8.0	A++
	7	9	9	-	2.00	2.50	2.50	-	7.00 (2.40-8.90)	1.90 (0.45-2.65)	3.69	7.0	8.2	A++
	7	9	12	-	2.00	2.50	3.50	-	8.00 (2.40-10.10)	2.32 (0.45-3.25)	3.45	8.0	8.0	A++
	7	9	14	-	1.87	2.40	3.73	-	8.00 (2.40-10.10)	2.32 (0.45-3.25)	3.45	8.0	8.0	A++
	7	9	18	-	1.64	2.12	4.24	-	8.00 (2.40-10.10)	2.32 (0.45-3.25)	3.45	8.0	8.0	A++
	7	9	22	-	1.47	1.89	4.64	-	8.00 (2.40-10.10)	2.32 (0.45-3.25)	3.45	8.0	8.0	A++
	7	9	24	-	1.40	1.80	4.80	-	8.00 (2.40-10.10)	2.32 (0.45-3.25)	3.45	8.0	8.0	A++
	7	12	12	-	1.80	3.10	3.10	-	8.00 (2.40-10.10)	2.32 (0.45-3.25)	3.45	8.0	8.0	A++
	7	12	14	-	1.70	2.91	3.39	-	8.00 (2.40-10.10)	2.32 (0.45-3.25)	3.45	8.0	8.0	A++
	7	12	18	-	1.51	2.59	3.90	-	8.00 (2.40-10.10)	2.32 (0.45-3.25)	3.45	8.0	8.0	A++
	7	12	22	-	1.37	2.34	4.29	-	8.00 (2.40-10.10)	2.32 (0.45-3.25)	3.45	8.0	8.0	A++
	7	12	24	-	1.30	2.23	4.47	-	8.00 (2.40-10.10)	2.32 (0.45-3.25)	3.45	8.0	8.0	A++
	7	14	14	-	1.60	3.20	3.20	-	8.00 (2.40-10.10)	2.32 (0.45-3.25)	3.45	8.0	8.0	A++
	7	14	18	-	1.44	2.87	3.69	-	8.00 (2.40-10.10)	2.32 (0.45-3.25)	3.45	8.0	8.0	A++
	7	14	22	-	1.30	2.60	4.10	-	8.00 (2.40-10.10)	2.32 (0.45-3.25)	3.45	8.0	8.0	A++
	7	14	24	-	1.24	2.49	4.27	-	8.00 (2.40-10.10)	2.32 (0.45-3.25)	3.45	8.0	8.0	A++
	7	18	18	-	1.30	3.35	3.35	-	8.00 (2.40-10.10)	2.32 (0.45-3.25)	3.45	8.0	8.0	A++
	7	18	22	-	1.19	3.06	3.75	-	8.00 (2.40-10.10)	2.32 (0.45-3.25)	3.45	8.0	8.0	A++
	7	18	24	-	1.14	2.94	3.92	-	8.00 (2.40-10.10)	2.32 (0.45-3.25)	3.45	8.0	8.0	A++
	9	9	9	-	2.50	2.50	2.50	-	7.50 (2.40-9.60)	2.10 (0.45-3.01)	3.57	7.5	8.1	A++
	9	9	12	-	2.40	2.40	3.20	-	8.00 (2.40-10.10)	2.32 (0.45-3.25)	3.45	8.0	8.0	A++
	9	9	14	-	2.25	2.25	3.50	-	8.00 (2.40-10.10)	2.32 (0.45-3.25)	3.45	8.0	8.0	A++
	9	9	18	-	2.00	2.00	4.00	-	8.00 (2.40-10.10)	2.32 (0.45-3.25)	3.45	8.0	8.0	A++
	9	9	22	-	1.80	1.80	4.40	-	8.00 (2.40-10.10)	2.32 (0.45-3.25)	3.45	8.0	8.0	A++
	9	9	24	-	1.71	1.71	4.58	-	8.00 (2.40-10.10)	2.32 (0.45-3.25)	3.45	8.0	8.0	A++
	9	12	12	-	2.18	2.91	2.91	-	8.00 (2.40-10.10)	2.32 (0.45-3.25)	3.45	8.0	8.0	A++
	9	12	14	-	2.06	2.74	3.20	-	8.00 (2.40-10.10)	2.32 (0.45-3.25)	3.45	8.0	8.0	A++
	9	12	18	-	1.85	2.46	3.69	-	8.00 (2.40-10.10)	2.32 (0.45-3.25)	3.45	8.0	8.0	A++
	9	12	22	-	1.67	2.23	4.10	-	8.00 (2.40-10.10)	2.32 (0.45-3.25)	3.45	8.0	8.0	A++
	9	12	24	-	1.60	2.13	4.27	-	8.00 (2.40-10.10)	2.32 (0.45-3.25)	3.45	8.0	8.0	A++
	9	14	14	-	1.94	3.03	3.03	-	8.00 (2.40-10.10)	2.32 (0.45-3.25)	3.45	8.0	8.0	A++
	9	14	18	-	1.76	2.73	3.51	-	8.00 (2.40-10.10)	2.32 (0.45-3.25)	3.45	8.0	8.0	A++
	9	14	22	-	1.60	2.49	3.91	-	8.00 (2.40-10.10)	2.32 (0.45-3.25)	3.45	8.0	8.0	A++
	9	14	24	-	1.53	2.38	4.09	-	8.00 (2.40-10.10)	2.32 (0.45-3.25)	3.45	8.0	8.0	A++
	9	18	18	-	1.60	3.20	3.20	-	8.00(2.40-10.10)	2.32(0.45-3.25)	3.45	8.0	8.0	A++
	12	12	12	-	2.67	2.67	2.67	-	8.00 (2.40-10.10)	2.32 (0.45-3.25)	3.45	8.0	8.0	A++
	12	12	14	-	2.53	2.53	2.94	-	8.00 (2.40-10.10)	2.32 (0.45-3.25)	3.45	8.0	8.0	A++
	12	12	18	-	2.29	2.29	3.42	-	8.00 (2.40-10.10)	2.32 (0.45-3.25)	3.45	8.0	8.0	A++
	12	12	22	-	2.09	2.09	3.82	-	8.00 (2.40-10.10)	2.32 (0.45-3.25)	3.45	8.0	8.0	A++
	12	12	24	-	2.00	2.00	4.00	-	8.00 (2.40-10.10)	2.32 (0.45-3.25)	3.45	8.0	8.0	A++
	12	14	14	-	2.40	2.80	2.80	-	8.00 (2.40-10.10)	2.32 (0.45-3.25)	3.45	8.0	8.0	A++
	12	14	18	-	2.18	2.55	3.27	-	8.00 (2.40-10.10)	2.32 (0.45-3.25)	3.45	8.0	8.0	A++
	12	18	18	-	2.00	3.00	3.00	-	8.00 (2.40-10.10)	2.32 (0.45-3.25)	3.45	8.0	8.0	A++
	14	14	14	-	2.67	2.67	2.67	-	8.00 (2.40-10.10)	2.32 (0.45-3.25)	3.45	8.0	8.0	A++
	14	14	18	-	2.43	2.43	3.14	-	8.00 (2.40-10.10)	2.32 (0.45-3.25)	3.45	8.0	8.0	A++

4-unit Multi-split cooling

AOEG30KBTA4	Combination of Indoor Units				Cooling Operation									
					Cooling Capacity					Input Power (Min. - Max.)	EER	Seasonal Data		
					Unit 1	Unit 2	Unit 3	Unit 4	Total Capacity (Min. - Max.)			Pdesign	SEER	Energy efficiency
					kW	kW	kW	kW	kW	kW		kW		
4-unit connection	5	5	5	12	1.39	1.39	1.39	3.33	7.50 (2.40-9.30)	1.99 (0.45-3.00)	3.77	8.0	6.7	A++
	5	5	5	14	1.38	1.38	1.38	3.86	8.00 (2.40-10.10)	2.10 (0.45-3.30)	3.81	8.0	6.7	A++
	5	5	5	18	1.21	1.21	1.21	4.36	8.00 (2.40-10.10)	2.10 (0.45-3.30)	3.81	8.0	6.7	A++
	5	5	5	22	1.08	1.08	1.08	4.76	8.00 (2.40-10.10)	2.10 (0.45-3.30)	3.81	8.0	6.7	A++
	5	5	5	24	1.03	1.03	1.03	4.92	8.00 (2.40-10.10)	2.10 (0.45-3.30)	3.81	8.0	6.7	A++
	5	5	7	12	1.38	1.38	1.93	3.31	8.00 (2.40-10.10)	2.10 (0.45-3.30)	3.81	8.0	6.7	A++
	5	5	7	14	1.29	1.29	1.81	3.61	8.00 (2.40-10.10)	2.10 (0.45-3.30)	3.81	8.0	6.7	A++
	5	5	7	18	1.14	1.14	1.60	4.11	8.00 (2.40-10.10)	2.10 (0.45-3.30)	3.81	8.0	6.7	A++
	5	5	7	22	1.03	1.03	1.44	4.51	8.00 (2.40-10.10)	2.10 (0.45-3.30)	3.81	8.0	6.7	A++
	5	5	7	24	0.98	0.98	1.37	4.68	8.00 (2.40-10.10)	2.10 (0.45-3.30)	3.81	8.0	6.7	A++
	5	5	9	9	1.50	1.50	2.50	2.50	8.00 (2.40-10.10)	2.10 (0.45-3.30)	3.81	8.0	6.7	A++
	5	5	9	12	1.29	1.29	2.32	3.10	8.00 (2.40-10.10)	2.10 (0.45-3.30)	3.81	8.0	6.7	A++
	5	5	9	14	1.21	1.21	2.18	3.39	8.00 (2.40-10.10)	2.10 (0.45-3.30)	3.81	8.0	6.7	A++
	5	5	9	18	1.08	1.08	1.95	3.89	8.00 (2.40-10.10)	2.10 (0.45-3.30)	3.81	8.0	6.7	A++
	5	5	9	24	0.93	0.93	1.67	4.47	8.00 (2.40-10.10)	2.10 (0.45-3.30)	3.81	8.0	6.7	A++
	5	5	12	12	1.18	1.18	2.82	2.82	8.00 (2.40-10.10)	2.10 (0.45-3.30)	3.81	8.0	6.7	A++
	5	5	12	14	1.11	1.11	2.67	3.11	8.00 (2.40-10.10)	2.10 (0.45-3.30)	3.81	8.0	6.7	A++
	5	5	12	18	1.00	1.00	2.40	3.60	8.00 (2.40-10.10)	2.10 (0.45-3.30)	3.81	8.0	6.7	A++
	5	5	12	24	0.87	0.87	2.09	4.17	8.00 (2.40-10.10)	2.10 (0.45-3.30)	3.81	8.0	6.7	A++
	5	5	14	14	1.05	1.05	2.95	2.95	8.00 (2.40-10.10)	2.10 (0.45-3.30)	3.81	8.0	6.7	A++
	5	5	14	18	0.95	0.95	2.67	3.43	8.00 (2.40-10.10)	2.10 (0.45-3.30)	3.81	8.0	6.7	A++
	5	5	18	18	0.87	0.87	3.13	3.13	8.00 (2.40-10.10)	2.10 (0.45-3.30)	3.81	8.0	6.7	A++
	5	7	7	9	1.50	2.00	2.00	2.50	8.00 (2.40-10.10)	2.10 (0.45-3.30)	3.81	8.0	6.7	A++
	5	7	7	12	1.29	1.81	1.81	3.10	8.00 (2.40-10.10)	2.10 (0.45-3.30)	3.81	8.0	6.7	A++
	5	7	7	14	1.21	1.70	1.70	3.39	8.00 (2.40-10.10)	2.10 (0.45-3.30)	3.81	8.0	6.7	A++
	5	7	7	18	1.08	1.51	1.51	3.89	8.00 (2.40-10.10)	2.10 (0.45-3.30)	3.81	8.0	6.7	A++
	5	7	7	22	0.98	1.37	1.37	4.29	8.00 (2.40-10.10)	2.10 (0.45-3.30)	3.81	8.0	6.7	A++
	5	7	7	24	0.93	1.30	1.30	4.47	8.00 (2.40-10.10)	2.10 (0.45-3.30)	3.81	8.0	6.7	A++
	5	7	9	9	1.33	1.87	2.40	2.40	8.00 (2.40-10.10)	2.10 (0.45-3.30)	3.81	8.0	6.7	A++
	5	7	9	12	1.21	1.70	2.18	2.91	8.00 (2.40-10.10)	2.10 (0.45-3.30)	3.81	8.0	6.7	A++
	5	7	9	14	1.14	1.60	2.06	3.20	8.00 (2.40-10.10)	2.10 (0.45-3.30)	3.81	8.0	6.7	A++
	5	7	9	18	1.03	1.44	1.85	3.69	8.00 (2.40-10.10)	2.10 (0.45-3.30)	3.81	8.0	6.7	A++
	5	7	9	24	0.89	1.24	1.60	4.27	8.00 (2.40-10.10)	2.10 (0.45-3.30)	3.81	8.0	6.7	A++
	5	7	12	12	1.11	1.56	2.67	2.67	8.00 (2.40-10.10)	2.10 (0.45-3.30)	3.81	8.0	6.7	A++
	5	7	12	14	1.05	1.47	2.53	2.95	8.00 (2.40-10.10)	2.10 (0.45-3.30)	3.81	8.0	6.7	A++
	5	7	12	18	0.95	1.33	2.29	3.43	8.00 (2.40-10.10)	2.10 (0.45-3.30)	3.81	8.0	6.7	A++
	5	7	12	24	0.83	1.17	2.00	4.00	8.00 (2.40-10.10)	2.10 (0.45-3.30)	3.81	8.0	6.7	A++
	5	7	14	14	1.00	1.40	2.80	2.80	8.00 (2.40-10.10)	2.10 (0.45-3.30)	3.81	8.0	6.7	A++
	5	7	14	18	0.91	1.27	2.55	3.27	8.00 (2.40-10.10)	2.10 (0.45-3.30)	3.81	8.0	6.7	A++
	5	7	18	18	0.83	1.17	3.00	3.00	8.00 (2.40-10.10)	2.10 (0.45-3.30)	3.81	8.0	6.7	A++
	5	9	9	9	1.25	2.25	2.25	2.25	8.00 (2.40-10.10)	2.10 (0.45-3.30)	3.81	8.0	6.7	A++
	5	9	9	12	1.14	2.06	2.06	2.74	8.00 (2.40-10.10)	2.10 (0.45-3.30)	3.81	8.0	6.7	A++
	5	9	9	14	1.08	1.95	1.95	3.03	8.00 (2.40-10.10)	2.10 (0.45-3.30)	3.81	8.0	6.7	A++
	5	9	9	18	0.98	1.76	1.76	3.51	8.00 (2.40-10.10)	2.10 (0.45-3.30)	3.81	8.0	6.7	A++
	5	9	12	12	1.05	1.89	2.53	2.53	8.00 (2.40-10.10)	2.10 (0.45-3.30)	3.81	8.0	6.7	A++
	5	9	12	14	1.00	1.80	2.40	2.80	8.00 (2.40-10.10)	2.10 (0.45-3.30)	3.81	8.0	6.7	A++
	5	9	12	18	0.91	1.64	2.18	3.27	8.00 (2.40-10.10)	2.10 (0.45-3.30)	3.81	8.0	6.7	A++
	5	9	14	14	0.95	1.71	2.67	2.67	8.00 (2.40-10.10)	2.10 (0.45-3.30)	3.81	8.0	6.7	A++
	5	9	14	18	0.87	1.57	2.43	3.13	8.00 (2.40-10.10)	2.10 (0.45-3.30)	3.81	8.0	6.7	A++
	5	12	12	12	0.98	2.34	2.34	2.34	8.00 (2.40-10.10)	2.10 (0.45-3.30)	3.81	8.0	6.7	A++
	5	12	12	14	0.93	2.23	2.23	2.60	8.00 (2.40-10.10)	2.10 (0.45-3.30)	3.81	8.0	6.7	A++
	5	12	12	18	0.85	2.04	2.04	3.06	8.00 (2.40-10.10)	2.10 (0.45-3.30)	3.81	8.0	6.7	A++
	5	12	14	14	0.89	2.13	2.49	2.49	8.00 (2.40-10.10)	2.10 (0.45-3.30)	3.81	8.0	6.7	A++
	5	12	14	18	0.82	1.96	2.29	2.94	8.00 (2.40-10.10)	2.10 (0.45-3.30)	3.81	8.0	6.7	A++
	5	14	14	14	0.85	2.38	2.38	2.38	8.00 (2.40-10.10)	2.10 (0.45-3.30)	3.81	8.0	6.7	A++
	7	7	7	7	2.00	2.00	2.00	2.00	8.00 (2.40-10.10)	2.05 (0.45-3.25)	3.90	8.0	8.5	A+++
	7	7	7	9	1.87	1.87	1.87	2.39	8.00 (2.40-10.10)	2.05 (0.45-3.25)	3.90	8.0	8.5	A+++
	7	7	7	12	1.70	1.70	1.70	2.90	8.00 (2.40-10.10)	2.05 (0.45-3.25)	3.90	8.0	8.5	A+++
	7	7	7	14	1.60	1.60	1.60	3.20	8.00 (2.40-10.10)	2.05 (0.45-3.25)	3.90	8.0	8.5	A+++
	7	7	7	18	1.44	1.44	1.44	3.68	8.00 (2.40-10.10)	2.05 (0.45-3.25)	3.90	8.0	8.5	A+++
	7	7	9	9	1.75	1.75	2.25	2.25	8.00 (2.40-10.10)	2.05 (0.45-3.25)	3.90	8.0	8.5	A+++
	7	7	9	12	1.60	1.60	2.06	2.74	8.00 (2.40-10.10)	2.05 (0.45-3.25)	3.90	8.0	8.5	A+++
	7	7	9	14	1.51	1.51	1.95	3.03	8.00 (2.40-10.10)	2.05 (0.45-3.25)	3.90	8.0	8.5	A+++
	7	7	9	18	1.37	1.37	1.76	3.50	8.00 (2.40-10.10)	2.05 (0.45-3.25)	3.90	8.0	8.5	A+++
	7	7	12	12	1.47	1.47	2.53	2.53	8.00 (2.40-10.10)	2.05 (0.45-3.25)	3.90	8.0	8.5	A+++
	7	7	12	14	1.40	1.40	2.40	2.80	8.00 (2.40-10.10)	2.05 (0.45-3.25)	3.90	8.0	8.5	A+++
	7	7	12	18	1.27	1.27	2.18	3.28	8.00 (2.40-10.10)	2.05 (0.45-3.25)	3.90	8.0	8.5	A+++
	7	7	14	14	1.33	1.33	2.67	2.67	8.00 (2.40-10.10)	2.05 (0.45-3.25)	3.90	8.0	8.5	A+++
	7	7	14	18	1.22	1.22	2.43	3.13	8.00 (2.40-10.10)	2.05 (0.45-3.25)	3.90	8.0	8.5	A+++
	7	9	9	9	1.64	2.12	2.12	2.12	8.00 (2.40-10.10)	2.05 (0.45-3.25)	3.90	8.0	8.5	A+++
	7	9	9	12	1.51	1.95	1.95	2.59	8.00 (2.40-10.10)	2.05 (0.45-3.25)	3.90	8.0	8.5	A+++
	7	9	9	14	1.43	1.85	1.85	2.87	8.00 (2.40-10.10)	2.05 (0.45-3.25)	3.90	8.0	8.5	A+++
	7	9	9	18	1.30	1.67	1.67	3.36	8.00 (2.40-10.10)	2.05 (0.45-3.25)	3.90	8.0	8.5	A+++
	7	9	12	12	1.40	1.80	2.40	2.40	8.00 (2.40-10.10)	2.05 (0.45-3.25)	3.90	8.0	8.5	A+++
	7	9	12	14	1.33	1.71	2.29	2.67	8.00 (2.40-10.10)	2.05 (0.45-3.25)	3.90	8.0	8.5	A+++
	7	9	12	18	1.21	1.57	2.09	3.13	8.00 (2.40-10.10)	2.05 (0.45-3.25)	3.90	8.0	8.5	A+++
	7	9	14	14	1.26	1.64	2.55	2.55	8.00 (2.40-10.10)	2.05 (0.45-3.25)	3.90	8.0	8.5	A+++
	7	9	14	18	1.17	1.50	2.33	3.00	8.00 (2.40-10.10)	2.05 (0.45-3.25)	3.90	8.0	8.5	A+++
	7	12	12	12	1.31	2.23	2.23	2.23	8.00 (2.40-10.10)	2.05 (0.45-3.25)	3.90	8.0

4-unit Multi-Split Combination Table–Heating

The data in the table below shows the performance of various combinations of indoor and outdoor units of different capacities, using the most efficient type of indoor unit.
These values should not be interpreted as official declarations for tax incentives or other certifications.
For more information on specific types of indoor and outdoor unit combinations, please refer to the Design & Technical Manual.

4-unit Multi-split heating

AOEG30KBTA4	Combination of Indoor Units				Heating Operation									
					Heating Capacity					Input Power (Min. - Max.)	COP	Seasonal Data		
					Unit 1	Unit 2	Unit 3	Unit 4	Total Capacity (Min. - Max.)			Pdesign	SCOP	Energy efficiency
					kW	kW	kW	kW	kW	kW		kW		
2-unit connection	5	22	-	-	1.67	7.33	-	-	9.00 (3.00-10.60)	2.46 (0.30-2.83)	3.66	6.0	4.0	A+
	5	24	-	-	1.66	7.94	-	-	9.60 (3.00-10.70)	2.55 (0.30-3.03)	3.76	6.5	3.9	A
	7	22	-	-	2.40	7.20	-	-	9.60 (3.00-11.20)	2.47 (0.30-2.95)	3.89	6.5	4.1	A+
	7	24	-	-	2.17	7.43	-	-	9.60 (3.00-11.20)	2.47 (0.30-2.95)	3.89	6.5	4.1	A+
	9	22	-	-	2.79	6.81	-	-	9.60 (3.00-11.20)	2.47 (0.30-2.95)	3.89	6.5	4.1	A+
	9	24	-	-	2.62	6.98	-	-	9.60 (3.00-11.20)	2.47 (0.30-2.95)	3.89	6.5	4.1	A+
	12	18	-	-	3.84	5.76	-	-	9.60 (3.00-11.20)	2.47 (0.30-2.95)	3.89	6.5	4.1	A+
	12	22	-	-	3.39	6.21	-	-	9.60 (3.00-11.20)	2.47 (0.30-2.95)	3.89	6.5	4.1	A+
	12	24	-	-	3.20	6.40	-	-	9.60 (3.00-11.20)	2.47 (0.30-2.95)	3.89	6.5	4.1	A+
	14	18	-	-	4.20	5.40	-	-	9.60 (3.00-11.20)	2.47 (0.30-2.95)	3.89	6.5	4.1	A+
	14	22	-	-	3.73	5.87	-	-	9.60 (3.00-11.20)	2.47 (0.30-2.95)	3.89	6.5	4.1	A+
	14	24	-	-	3.54	6.06	-	-	9.60 (3.00-11.20)	2.47 (0.30-2.95)	3.89	6.5	4.1	A+
	18	18	-	-	4.80	4.80	-	-	9.60 (3.00-11.20)	2.47 (0.30-2.95)	3.89	6.5	4.1	A+
	18	22	-	-	4.32	5.28	-	-	9.60 (3.00-11.20)	2.47 (0.30-2.95)	3.89	6.5	4.1	A+
	18	24	-	-	4.11	5.49	-	-	9.60 (3.00-11.20)	2.47 (0.30-2.95)	3.89	6.5	4.1	A+
	22	22	-	-	4.80	4.80	-	-	9.60 (3.00-11.20)	2.47 (0.30-2.95)	3.89	6.5	4.1	A+
	22	24	-	-	4.59	5.01	-	-	9.60 (3.00-11.20)	2.47 (0.30-2.95)	3.89	6.5	4.1	A+
	24	24	-	-	4.80	4.80	-	-	9.60 (3.00-11.20)	2.47 (0.30-2.95)	3.89	6.5	4.1	A+
3-unit connection	5	5	18	-	1.71	1.71	6.17	-	9.60 (3.00-10.70)	2.36 (0.30-3.03)	4.07	6.5	4.0	A+
	5	5	22	-	1.50	1.50	6.60	-	9.60 (3.00-11.20)	2.36 (0.30-3.03)	4.07	6.5	4.0	A+
	5	5	24	-	1.41	1.41	6.78	-	9.60 (3.00-11.20)	2.36 (0.30-3.03)	4.07	6.5	4.0	A+
	5	7	18	-	1.60	2.24	5.76	-	9.60 (3.00-11.20)	2.36 (0.30-3.03)	4.07	6.5	4.0	A+
	5	7	22	-	1.41	1.98	6.21	-	9.60 (3.00-11.20)	2.36 (0.30-3.03)	4.07	6.5	4.0	A+
	5	7	24	-	1.33	1.87	6.40	-	9.60 (3.00-11.20)	2.36 (0.30-3.03)	4.07	6.5	4.0	A+
	5	9	14	-	1.71	3.09	4.80	-	9.60 (3.00-11.20)	2.36 (0.30-3.03)	4.07	6.5	4.0	A+
	5	9	18	-	1.50	2.70	5.40	-	9.60 (3.00-11.20)	2.36 (0.30-3.03)	4.07	6.5	4.0	A+
	5	9	22	-	1.33	2.40	5.87	-	9.60 (3.00-11.20)	2.36 (0.30-3.03)	4.07	6.5	4.0	A+
	5	9	24	-	1.26	2.27	6.06	-	9.60 (3.00-11.20)	2.36 (0.30-3.03)	4.07	6.5	4.0	A+
	5	12	12	-	1.66	3.97	3.97	-	9.60 (3.00-11.20)	2.36 (0.30-3.03)	4.07	6.5	4.0	A+
	5	12	14	-	1.55	3.72	4.34	-	9.60 (3.00-11.20)	2.36 (0.30-3.03)	4.07	6.5	4.0	A+
	5	12	18	-	1.37	3.29	4.94	-	9.60 (3.00-11.20)	2.36 (0.30-3.03)	4.07	6.5	4.0	A+
	5	12	22	-	1.23	2.95	5.42	-	9.60 (3.00-11.20)	2.36 (0.30-3.03)	4.07	6.5	4.0	A+
	5	12	24	-	1.17	2.81	5.62	-	9.60 (3.00-11.20)	2.36 (0.30-3.03)	4.07	6.5	4.0	A+
	5	14	14	-	1.45	4.07	4.07	-	9.60 (3.00-11.20)	2.36 (0.30-3.03)	4.07	6.5	4.0	A+
	5	14	18	-	1.30	3.63	4.67	-	9.60 (3.00-11.20)	2.36 (0.30-3.03)	4.07	6.5	4.0	A+
	5	14	22	-	1.17	3.28	5.15	-	9.60 (3.00-11.20)	2.36 (0.30-3.03)	4.07	6.5	4.0	A+
	5	14	24	-	1.12	3.13	5.36	-	9.60 (3.00-11.20)	2.36 (0.30-3.03)	4.07	6.5	4.0	A+
	5	18	18	-	1.17	4.21	4.21	-	9.60 (3.00-11.20)	2.36 (0.30-3.03)	4.07	6.5	4.0	A+
	5	18	22	-	1.07	3.84	4.69	-	9.60 (3.00-11.20)	2.36 (0.30-3.03)	4.07	6.5	4.0	A+
	5	18	24	-	1.02	3.68	4.90	-	9.60 (3.00-11.20)	2.36 (0.30-3.03)	4.07	6.5	4.0	A+
	7	7	12	-	2.40	2.40	4.20	-	9.00 (3.00-10.40)	2.11 (0.30-2.60)	4.27	6.0	4.4	A+
	7	7	14	-	2.40	2.40	4.80	-	9.60 (3.00-11.20)	2.27 (0.30-2.95)	4.22	6.5	4.3	A+
	7	7	18	-	2.10	2.10	5.40	-	9.60 (3.00-11.20)	2.27 (0.30-2.95)	4.22	6.5	4.3	A+
	7	7	22	-	1.87	1.87	5.86	-	9.60 (3.00-11.20)	2.27 (0.30-2.95)	4.22	6.5	4.3	A+
	7	7	24	-	1.77	1.77	6.06	-	9.60 (3.00-11.20)	2.27 (0.30-2.95)	4.22	6.5	4.3	A+
	7	9	9	-	2.40	3.00	3.00	-	8.40 (3.00-10.00)	1.94 (0.30-2.45)	4.32	6.0	4.4	A+
	7	9	12	-	2.40	3.00	4.20	-	9.60 (3.00-11.20)	2.27 (0.30-2.95)	4.22	6.5	4.3	A+
	7	9	14	-	2.24	2.88	4.48	-	9.60 (3.00-11.20)	2.27 (0.30-2.95)	4.22	6.5	4.3	A+
	7	9	18	-	1.98	2.54	5.08	-	9.60 (3.00-11.20)	2.27 (0.30-2.95)	4.22	6.5	4.3	A+
	7	9	22	-	1.77	2.27	5.56	-	9.60 (3.00-11.20)	2.27 (0.30-2.95)	4.22	6.5	4.3	A+
	7	9	24	-	1.68	2.16	5.76	-	9.60 (3.00-11.20)	2.27 (0.30-2.95)	4.22	6.5	4.3	A+
	7	12	12	-	2.16	3.72	3.72	-	9.60 (3.00-11.20)	2.27 (0.30-2.95)	4.22	6.5	4.3	A+
	7	12	14	-	2.04	3.49	4.07	-	9.60 (3.00-11.20)	2.27 (0.30-2.95)	4.22	6.5	4.3	A+
	7	12	18	-	1.82	3.11	4.67	-	9.60 (3.00-11.20)	2.27 (0.30-2.95)	4.22	6.5	4.3	A+
	7	12	22	-	1.64	2.81	5.15	-	9.60 (3.00-11.20)	2.27 (0.30-2.95)	4.22	6.5	4.3	A+
	7	12	24	-	1.56	2.68	5.36	-	9.60 (3.00-11.20)	2.27 (0.30-2.95)	4.22	6.5	4.3	A+
	7	14	14	-	1.92	3.84	3.84	-	9.60 (3.00-11.20)	2.27 (0.30-2.95)	4.22	6.5	4.3	A+
	7	14	18	-	1.72	3.45	4.43	-	9.60 (3.00-11.20)	2.27 (0.30-2.95)	4.22	6.5	4.3	A+
	7	14	22	-	1.56	3.13	4.91	-	9.60 (3.00-11.20)	2.27 (0.30-2.95)	4.22	6.5	4.3	A+
	7	14	24	-	1.49	2.99	5.12	-	9.60 (3.00-11.20)	2.27 (0.30-2.95)	4.22	6.5	4.3	A+
	7	18	18	-	1.56	4.02	4.02	-	9.60 (3.00-11.20)	2.27 (0.30-2.95)	4.22	6.5	4.3	A+
	7	18	22	-	1.43	3.68	4.49	-	9.60 (3.00-11.20)	2.27 (0.30-2.95)	4.22	6.5	4.3	A+
	7	18	24	-	1.37	3.53	4.70	-	9.60 (3.00-11.20)	2.27 (0.30-2.95)	4.22	6.5	4.3	A+
	9	9	9	-	3.00	3.00	3.00	-	9.00 (3.00-10.80)	2.11 (0.30-2.76)	4.27	6.0	4.4	A+
	9	9	12	-	2.88	2.88	3.84	-	9.60 (3.00-11.20)	2.27 (0.30-2.95)	4.22	6.5	4.3	A+
	9	9	14	-	2.70	2.70	4.20	-	9.60 (3.00-11.20)	2.27 (0.30-2.95)	4.22	6.5	4.3	A+
	9	9	18	-	2.40	2.40	4.80	-	9.60 (3.00-11.20)	2.27 (0.30-2.95)	4.22	6.5	4.3	A+
	9	9	22	-	2.16	2.16	5.28	-	9.60 (3.00-11.20)	2.27 (0.30-2.95)	4.22	6.5	4.3	A+
	9	9	24	-	2.06	2.06	5.48	-	9.60 (3.00-11.20)	2.27 (0.30-2.95)	4.22	6.5	4.3	A+
	9	12	12	-	2.62	3.49	3.49	-	9.60 (3.00-11.20)	2.27 (0.30-2.95)	4.22	6.5	4.3	A+
	9	12	14	-	2.47	3.29	3.84	-	9.60 (3.00-11.20)	2.27 (0.30-2.95)	4.22	6.5	4.3	A+
	9	12	18	-	2.22	2.95	4.43	-	9.60 (3.00-11.20)	2.27 (0.30-2.95)	4.22	6.5	4.3	A+
	9	12	22	-	2.01	2.68	4.91	-	9.60 (3.00-11.20)	2.27 (0.30-2.95)	4.22	6.5	4.3	A+
	9	12	24	-	1.92	2.56	5.12	-	9.60 (3.00-11.20)	2.27 (0.30-2.95)	4.22	6.5	4.3	A+
	9	14	14	-	2.34	3.63	3.63	-	9.60 (3.00-11.20)	2.27 (0.30-2.95)	4.22	6.5	4.3	A+
	9	14	18	-	2.11	3.28	4.21	-	9.60 (3.00-11.20)	2.27 (0.30-2.95)	4.22	6.5	4.3	A+
	9	14	22	-	1.92	2.99	4.69	-	9.60 (3.00-11.20)	2.27 (0.30-2.95)	4.22	6.5	4.3	A+
	9	14	24	-	1.84	2.86	4.90	-	9.60 (3.00-11.20)	2.27 (0.30-2.95)	4.22	6.5	4.3	A+
	9	18	18	-	1.92	3.84	3.84	-	9.60(3.00-11.20)	2.27(0.30-2.95)	4.22	6.5	4.3	A+
	12	12	12	-	3.20	3.20	3.20	-	9.60 (3.00-11.20)	2.27 (0.30-2.95)	4.22	6.5	4.3	A+
	12	12	14	-	3.03	3.03	3.54	-	9.60 (3.00-11.20)	2.27 (0.30-2.95)	4.22	6.5	4.3	A+
	12	12	18	-	2.74	2.74	4.12	-	9.60 (3.00-11.20)	2.27 (0.30-2.95)	4.22	6.5	4.3	A+
	12	12	22	-	2.50	2.50	4.60	-	9.60 (3.00-11.20)	2.27 (0.30-2.95)	4.22	6.5	4.3	A+
	12	12	24	-	2.40	2.40	4.80	-	9.60 (3.00-11.20)	2.27 (0.30-2.95)	4.22	6.5	4.3	A+
	12	14	14	-	2.88	3.36	3.36	-	9.60 (3.00-11.20)	2.27 (0.30-2.95)	4.22	6.5	4.3	A+
	12	14	18	-	2.62	3.05	3.93	-	9.60 (3.00-11.20)	2.27 (0.30-2.95)	4.22	6.5	4.3	A+
	12	18	18	-	2.40	3.60	3.60	-	9.60 (3.00-11.20)	2.27 (0.30-2.95)	4.22	6.5	4.3	A+
	14	14	14	-	3.20	3.20	3.20	-	9.60 (3.00-11.20)	2.27 (0.30-2.95)	4.22	6.5	4.3	A+
	14	14	18	-	2.92	2.92	3.76	-	9.60 (3.00-11.20)	2.27 (0.30-2.95)	4.22	6.5	4.3	A+

4-unit Multi-split heating

AOEG30KBTA4	Combination of Indoor Units				Heating Operation									
					Heating Capacity					Input Power (Min. - Max.)	COP	Seasonal Data		
					Unit 1	Unit 2	Unit 3	Unit 4	Total Capacity (Min. - Max.)			Pdesign	SCOP	Energy efficiency
					kW	kW	kW	kW	kW	kW		kW		
4-unit connection	5	5	5	12	1.67	1.67	1.67	4.00	9.00 (3.00-10.80)	2.10 (0.30-2.83)	4.29	6.5	4.3	A+
	5	5	5	14	1.66	1.66	1.66	4.63	9.60 (3.00-11.20)	2.19 (0.30-3.03)	4.38	6.5	4.3	A+
	5	5	5	18	1.45	1.45	1.45	5.24	9.60 (3.00-11.20)	2.19 (0.30-3.03)	4.38	6.5	4.3	A+
	5	5	5	22	1.30	1.30	1.30	5.71	9.60 (3.00-11.20)	2.19 (0.30-3.03)	4.38	6.5	4.3	A+
	5	5	5	24	1.23	1.23	1.23	5.91	9.60 (3.00-11.20)	2.19 (0.30-3.03)	4.38	6.5	4.3	A+
	5	5	7	12	1.66	1.66	2.32	3.97	9.60 (3.00-11.20)	2.19 (0.30-3.03)	4.38	6.5	4.3	A+
	5	5	7	14	1.55	1.55	2.17	4.34	9.60 (3.00-11.20)	2.19 (0.30-3.03)	4.38	6.5	4.3	A+
	5	5	7	18	1.37	1.37	1.92	4.94	9.60 (3.00-11.20)	2.19 (0.30-3.03)	4.38	6.5	4.3	A+
	5	5	7	22	1.23	1.23	1.72	5.42	9.60 (3.00-11.20)	2.19 (0.30-3.03)	4.38	6.5	4.3	A+
	5	5	7	24	1.17	1.17	1.64	5.62	9.60 (3.00-11.20)	2.19 (0.30-3.03)	4.38	6.5	4.3	A+
	5	5	9	9	1.71	1.71	3.09	3.09	9.60 (3.00-11.20)	2.19 (0.30-3.03)	4.38	6.5	4.3	A+
	5	5	9	12	1.55	1.55	2.79	3.72	9.60 (3.00-11.20)	2.19 (0.30-3.03)	4.38	6.5	4.3	A+
	5	5	9	14	1.45	1.45	2.62	4.07	9.60 (3.00-11.20)	2.19 (0.30-3.03)	4.38	6.5	4.3	A+
	5	5	9	18	1.30	1.30	2.34	4.67	9.60 (3.00-11.20)	2.19 (0.30-3.03)	4.38	6.5	4.3	A+
	5	5	9	24	1.12	1.12	2.01	5.36	9.60 (3.00-11.20)	2.19 (0.30-3.03)	4.38	6.5	4.3	A+
	5	5	12	12	1.41	1.41	3.39	3.39	9.60 (3.00-11.20)	2.19 (0.30-3.03)	4.38	6.5	4.3	A+
	5	5	12	14	1.33	1.33	3.20	3.73	9.60 (3.00-11.20)	2.19 (0.30-3.03)	4.38	6.5	4.3	A+
	5	5	12	18	1.20	1.20	2.88	4.32	9.60 (3.00-11.20)	2.19 (0.30-3.03)	4.38	6.5	4.3	A+
	5	5	12	24	1.04	1.04	2.50	5.01	9.60 (3.00-11.20)	2.19 (0.30-3.03)	4.38	6.5	4.3	A+
	5	5	14	14	1.26	1.26	3.54	3.54	9.60 (3.00-11.20)	2.19 (0.30-3.03)	4.38	6.5	4.3	A+
	5	5	14	18	1.14	1.14	3.20	4.11	9.60 (3.00-11.20)	2.19 (0.30-3.03)	4.38	6.5	4.3	A+
	5	5	18	18	1.04	1.04	3.76	3.76	9.60 (3.00-11.20)	2.19 (0.30-3.03)	4.38	6.5	4.3	A+
	5	7	7	9	1.71	2.40	2.40	3.09	9.60 (3.00-11.20)	2.19 (0.30-3.03)	4.38	6.5	4.3	A+
	5	7	7	12	1.55	2.17	2.17	3.72	9.60 (3.00-11.20)	2.19 (0.30-3.03)	4.38	6.5	4.3	A+
	5	7	7	14	1.45	2.04	2.04	4.07	9.60 (3.00-11.20)	2.19 (0.30-3.03)	4.38	6.5	4.3	A+
	5	7	7	18	1.30	1.82	1.82	4.67	9.60 (3.00-11.20)	2.19 (0.30-3.03)	4.38	6.5	4.3	A+
	5	7	7	22	1.17	1.64	1.64	5.15	9.60 (3.00-11.20)	2.19 (0.30-3.03)	4.38	6.5	4.3	A+
	5	7	7	24	1.12	1.56	1.56	5.36	9.60 (3.00-11.20)	2.19 (0.30-3.03)	4.38	6.5	4.3	A+
	5	7	9	9	1.60	2.24	2.88	2.88	9.60 (3.00-11.20)	2.19 (0.30-3.03)	4.38	6.5	4.3	A+
	5	7	9	12	1.45	2.04	2.62	3.49	9.60 (3.00-11.20)	2.19 (0.30-3.03)	4.38	6.5	4.3	A+
	5	7	9	14	1.37	1.92	2.47	3.84	9.60 (3.00-11.20)	2.19 (0.30-3.03)	4.38	6.5	4.3	A+
	5	7	9	18	1.23	1.72	2.22	4.43	9.60 (3.00-11.20)	2.19 (0.30-3.03)	4.38	6.5	4.3	A+
	5	7	9	24	1.07	1.49	1.92	5.12	9.60 (3.00-11.20)	2.19 (0.30-3.03)	4.38	6.5	4.3	A+
	5	7	12	12	1.33	1.87	3.20	3.20	9.60 (3.00-11.20)	2.19 (0.30-3.03)	4.38	6.5	4.3	A+
	5	7	12	14	1.26	1.77	3.03	3.54	9.60 (3.00-11.20)	2.19 (0.30-3.03)	4.38	6.5	4.3	A+
	5	7	12	18	1.14	1.60	2.74	4.11	9.60 (3.00-11.20)	2.19 (0.30-3.03)	4.38	6.5	4.3	A+
	5	7	12	24	1.00	1.40	2.40	4.80	9.60 (3.00-11.20)	2.19 (0.30-3.03)	4.38	6.5	4.3	A+
	5	7	14	14	1.20	1.68	3.36	3.36	9.60 (3.00-11.20)	2.19 (0.30-3.03)	4.38	6.5	4.3	A+
	5	7	14	18	1.09	1.53	3.05	3.93	9.60 (3.00-11.20)	2.19 (0.30-3.03)	4.38	6.5	4.3	A+
	5	7	18	18	1.00	1.40	3.60	3.60	9.60 (3.00-11.20)	2.19 (0.30-3.03)	4.38	6.5	4.3	A+
	5	9	9	9	1.50	2.70	2.70	2.70	9.60 (3.00-11.20)	2.19 (0.30-3.03)	4.38	6.5	4.3	A+
	5	9	9	12	1.37	2.47	2.47	3.29	9.60 (3.00-11.20)	2.19 (0.30-3.03)	4.38	6.5	4.3	A+
	5	9	9	14	1.30	2.34	2.34	3.63	9.60 (3.00-11.20)	2.19 (0.30-3.03)	4.38	6.5	4.3	A+
	5	9	9	18	1.17	2.11	2.11	4.21	9.60 (3.00-11.20)	2.19 (0.30-3.03)	4.38	6.5	4.3	A+
	5	9	12	12	1.26	2.27	3.03	3.03	9.60 (3.00-11.20)	2.19 (0.30-3.03)	4.38	6.5	4.3	A+
	5	9	12	14	1.20	2.16	2.88	3.36	9.60 (3.00-11.20)	2.19 (0.30-3.03)	4.38	6.5	4.3	A+
	5	9	12	18	1.09	1.96	2.62	3.93	9.60 (3.00-11.20)	2.19 (0.30-3.03)	4.38	6.5	4.3	A+
	5	9	14	14	1.14	2.06	3.20	3.20	9.60 (3.00-11.20)	2.19 (0.30-3.03)	4.38	6.5	4.3	A+
	5	9	14	18	1.04	1.88	2.92	3.76	9.60 (3.00-11.20)	2.19 (0.30-3.03)	4.38	6.5	4.3	A+
	5	12	12	12	1.17	2.81	2.81	2.81	9.60 (3.00-11.20)	2.19 (0.30-3.03)	4.38	6.5	4.3	A+
	5	12	12	14	1.12	2.68	2.68	3.13	9.60 (3.00-11.20)	2.19 (0.30-3.03)	4.38	6.5	4.3	A+
	5	12	12	18	1.02	2.45	2.45	3.68	9.60 (3.00-11.20)	2.19 (0.30-3.03)	4.38	6.5	4.3	A+
	5	12	14	14	1.07	2.56	2.99	2.99	9.60 (3.00-11.20)	2.19 (0.30-3.03)	4.38	6.5	4.3	A+
	5	12	14	18	0.98	2.35	2.74	3.53	9.60 (3.00-11.20)	2.19 (0.30-3.03)	4.38	6.5	4.3	A+
	5	14	14	14	1.02	2.86	2.86	2.86	9.60 (3.00-11.20)	2.19 (0.30-3.03)	4.38	6.5	4.3	A+
	7	7	7	7	2.40	2.40	2.40	2.40	9.60 (3.00-11.20)	2.11 (0.30-2.95)	4.55	6.5	4.6	A++
	7	7	7	9	2.24	2.24	2.24	2.88	9.60 (3.00-11.20)	2.11 (0.30-2.95)	4.55	6.5	4.6	A++
	7	7	7	12	2.04	2.04	2.04	3.48	9.60 (3.00-11.20)	2.11 (0.30-2.95)	4.55	6.5	4.6	A++
	7	7	7	14	1.92	1.92	1.92	3.84	9.60 (3.00-11.20)	2.11 (0.30-2.95)	4.55	6.5	4.6	A++
	7	7	7	18	1.72	1.72	1.72	4.44	9.60(3.00-11.20)	2.11 (0.30-2.95)	4.55	6.5	4.6	A++
	7	7	9	9	2.10	2.10	2.70	2.70	9.60 (3.00-11.20)	2.11 (0.30-2.95)	4.55	6.5	4.6	A++
	7	7	9	12	1.92	1.92	2.47	3.29	9.60 (3.00-11.20)	2.11 (0.30-2.95)	4.55	6.5	4.6	A++
	7	7	9	14	1.82	1.82	2.34	3.62	9.60 (3.00-11.20)	2.11 (0.30-2.95)	4.55	6.5	4.6	A++
	7	7	9	18	1.64	1.64	2.11	4.21	9.60 (3.00-11.20)	2.11 (0.30-2.95)	4.55	6.5	4.6	A++
	7	7	12	12	1.77	1.77	3.03	3.03	9.60 (3.00-11.20)	2.11 (0.30-2.95)	4.55	6.5	4.6	A++
	7	7	12	14	1.68	1.68	2.88	3.36	9.60 (3.00-11.20)	2.11 (0.30-2.95)	4.55	6.5	4.6	A++
	7	7	12	18	1.53	1.53	2.62	3.92	9.60 (3.00-11.20)	2.11 (0.30-2.95)	4.55	6.5	4.6	A++
	7	7	14	14	1.60	1.60	3.20	3.20	9.60 (3.00-11.20)	2.11 (0.30-2.95)	4.55	6.5	4.6	A++
	7	7	14	18	1.46	1.46	2.92	3.76	9.60 (3.00-11.20)	2.11 (0.30-2.95)	4.55	6.5	4.6	A++
	7	9	9	9	1.98	2.54	2.54	2.54	9.60 (3.00-11.20)	2.11 (0.30-2.95)	4.55	6.5	4.6	A++
	7	9	9	12	1.81	2.34	2.34	3.11	9.60 (3.00-11.20)	2.11 (0.30-2.95)	4.55	6.5	4.6	A++
	7	9	9	14	1.71	2.22	2.22	3.45	9.60 (3.00-11.20)	2.11 (0.30-2.95)	4.55	6.5	4.6	A++
	7	9	9	18	1.56	2.01	2.01	4.02	9.60 (3.00-11.20)	2.11 (0.30-2.95)	4.55	6.5	4.6	A++
	7	9	12	12	1.68	2.16	2.88	2.88	9.60 (3.00-11.20)	2.11 (0.30-2.95)	4.55	6.5	4.6	A++
	7	9	12	14	1.60	2.06	2.74	3.20	9.60 (3.00-11.20)	2.11 (0.30-2.95)	4.55	6.5	4.6	A++
	7	9	12	18	1.46	1.88	2.50	3.76	9.60 (3.00-11.20)	2.11 (0.30-2.95)	4.55	6.5	4.6	A++
	7	9	14	14	1.54	1.96	3.05	3.05	9.60 (3.00-11.20)	2.11 (0.30-2.95)	4.55	6.5	4.6	A++
	7	9	14	18	1.40	1.80	2.80	3.60	9.60 (3.00-11.20)	2.11 (0.30-2.95)	4.55	6.5	4.6	A++
	7	12	12	12	1.56	2.68	2.68	2.68	9.60 (3.00-11.20)	2.11 (0.30-2.95)	4.55	6.5	4.

5-unit Multi-Split Combination Table–Cooling

The data in the table below shows the performance of various combinations of indoor and outdoor units of different capacities, using the most efficient type of indoor unit.
These values should not be interpreted as official declarations for tax incentives or other certifications.
For more information on specific types of indoor and outdoor unit combinations, please refer to the Design & Technical Manual.

5-unit Multi-split cooling

AOEG36KBTA5	Combination of Indoor Units					Cooling Operation										
						Cooling Capacity						Input Power (Min. - Max.)	EER	Seasonal Data		
						Unit 1	Unit 2	Unit 3	Unit 4	Unit 5	Total Capacity (Min. - Max.)			Pdesign	SEER	Energy efficiency
						kW	kW	kW	kW	kW	kW	kW		kW		
2-unit connection	5	22	-	-	-	1.50	6.00	-	-	-	7.50 (3.00-9.60)	1.70 (0.30-2.84)	4.42	7.5	6.1	A++
	5	24	-	-	-	1.50	7.00	-	-	-	8.50 (3.00-10.30)	2.19 (0.30-3.13)	3.88	8.5	6.0	A+
	7	24	-	-	-	2.00	7.00	-	-	-	9.00 (3.00-11.00)	2.91 (0.30-3.45)	3.09	9.0	7.9	A++
	9	22	-	-	-	2.50	6.00	-	-	-	8.50 (3.00-11.00)	2.67 (0.30-3.45)	3.18	8.5	7.9	A++
	9	24	-	-	-	2.50	7.00	-	-	-	9.50 (3.00-11.00)	3.17 (0.30-3.45)	3.00	9.5	7.8	A++
	12	22	-	-	-	3.50	6.00	-	-	-	9.50 (3.00-11.00)	3.17 (0.30-3.45)	3.00	9.5	7.8	A++
	12	24	-	-	-	3.17	6.33	-	-	-	9.50 (3.00-11.00)	3.17 (0.30-3.45)	3.00	9.5	7.8	A++
	14	22	-	-	-	3.69	5.81	-	-	-	9.50 (3.00-11.00)	3.17 (0.30-3.45)	3.00	9.5	7.8	A++
	14	24	-	-	-	3.50	6.00	-	-	-	9.50 (3.00-11.00)	3.17 (0.30-3.45)	3.00	9.5	7.8	A++
	18	18	-	-	-	4.75	4.75	-	-	-	9.50 (3.00-11.00)	3.17 (0.30-3.45)	3.00	9.5	7.8	A++
	18	22	-	-	-	4.27	5.23	-	-	-	9.50 (3.00-11.00)	3.17 (0.30-3.45)	3.00	9.5	7.8	A++
	18	24	-	-	-	4.07	5.43	-	-	-	9.50 (3.00-11.00)	3.17 (0.30-3.45)	3.00	9.5	7.8	A++
	22	22	-	-	-	4.75	4.75	-	-	-	9.50 (3.00-11.00)	3.17 (0.30-3.45)	3.00	9.5	7.8	A++
	22	24	-	-	-	4.54	4.96	-	-	-	9.50 (3.00-11.00)	3.17 (0.30-3.45)	3.00	9.5	7.8	A++
	24	24	-	-	-	4.75	4.75	-	-	-	9.50 (3.00-11.00)	3.17 (0.30-3.45)	3.00	9.5	7.8	A++
3-unit connection	5	5	18	-	-	1.43	1.43	5.14	-	-	8.00 (3.00-9.70)	2.36 (0.30-2.98)	3.38	8.0	6.3	A++
	5	5	22	-	-	1.41	1.41	6.19	-	-	9.00 (3.00-11.00)	2.69 (0.30-3.46)	3.35	9.0	6.2	A++
	5	5	24	-	-	1.40	1.40	6.71	-	-	9.50 (3.00-11.00)	2.92 (0.30-3.46)	3.26	9.5	6.1	A++
	5	7	18	-	-	1.42	1.98	5.10	-	-	8.50 (3.00-10.40)	2.61 (0.30-3.28)	3.26	8.5	6.2	A++
	5	7	22	-	-	1.40	1.96	6.15	-	-	9.50 (3.00-11.00)	2.92 (0.30-3.46)	3.26	9.5	6.1	A++
	5	7	24	-	-	1.32	1.85	6.33	-	-	9.50 (3.00-11.00)	2.92 (0.30-3.46)	3.26	9.5	6.1	A++
	5	9	14	-	-	1.43	2.57	4.00	-	-	8.00 (3.00-10.00)	2.36 (0.30-2.98)	3.38	8.0	6.3	A++
	5	9	18	-	-	1.41	2.53	5.06	-	-	9.00 (3.00-11.00)	2.69 (0.30-3.46)	3.35	9.0	6.2	A++
	5	9	22	-	-	1.32	2.38	5.81	-	-	9.50 (3.00-11.00)	2.92 (0.30-3.46)	3.26	9.5	6.1	A++
	5	9	24	-	-	1.25	2.25	6.00	-	-	9.50 (3.00-11.00)	2.92 (0.30-3.46)	3.26	9.5	6.1	A++
	5	12	12	-	-	1.38	3.31	3.31	-	-	8.00 (3.00-10.40)	2.47 (0.30-3.13)	3.23	8.5	6.2	A++
	5	12	14	-	-	1.45	3.48	4.06	-	-	9.00 (3.00-11.00)	2.69 (0.30-3.46)	3.35	9.0	6.2	A++
	5	12	18	-	-	1.36	3.26	4.89	-	-	9.50 (3.00-11.00)	2.92 (0.30-3.46)	3.26	9.5	6.1	A++
	5	12	22	-	-	1.22	2.92	5.36	-	-	9.50 (3.00-11.00)	2.92 (0.30-3.46)	3.26	9.5	6.1	A++
	5	12	24	-	-	1.16	2.78	5.56	-	-	9.50 (3.00-11.00)	2.92 (0.30-3.46)	3.26	9.5	6.1	A++
	5	14	14	-	-	1.44	4.03	4.03	-	-	9.50 (3.00-11.00)	2.92 (0.30-3.46)	3.26	9.5	6.1	A++
	5	14	18	-	-	1.28	3.59	4.62	-	-	9.50 (3.00-11.00)	2.92 (0.30-3.46)	3.26	9.5	6.1	A++
	5	14	22	-	-	1.16	3.24	5.10	-	-	9.50 (3.00-11.00)	2.92 (0.30-3.46)	3.26	9.5	6.1	A++
	5	14	24	-	-	1.10	3.09	5.30	-	-	9.50 (3.00-11.00)	2.92 (0.30-3.46)	3.26	9.5	6.1	A++
	5	18	18	-	-	1.16	4.17	4.17	-	-	9.50 (3.00-11.00)	2.92 (0.30-3.46)	3.26	9.5	6.1	A++
	5	18	22	-	-	1.06	3.80	4.64	-	-	9.50 (3.00-11.00)	2.92 (0.30-3.46)	3.26	9.5	6.1	A++
	5	18	24	-	-	1.01	3.64	4.85	-	-	9.50 (3.00-11.00)	2.92 (0.30-3.46)	3.26	9.5	6.1	A++
	5	22	22	-	-	0.97	4.27	4.27	-	-	9.50 (3.00-11.00)	2.92 (0.30-3.46)	3.26	9.5	6.1	A++
	5	22	24	-	-	0.93	4.10	4.47	-	-	9.50 (3.00-11.00)	2.92 (0.30-3.46)	3.26	9.5	6.1	A++
	5	24	24	-	-	0.90	4.30	4.30	-	-	9.50 (3.00-11.00)	2.92 (0.30-3.46)	3.25	9.5	6.1	A++
	7	7	14	-	-	2.00	2.00	4.00	-	-	8.00 (3.00-10.00)	2.26 (0.30-2.88)	3.54	8.0	8.2	A++
	7	7	18	-	-	2.00	2.00	5.00	-	-	9.00 (3.00-11.00)	2.68 (0.30-3.45)	3.36	9.0	8.1	A++
	7	7	22	-	-	1.85	1.85	5.80	-	-	9.50 (3.00-11.00)	2.91 (0.30-3.45)	3.27	9.5	8.0	A++
	7	7	24	-	-	1.75	1.75	6.00	-	-	9.50 (3.00-11.00)	2.91 (0.30-3.45)	3.27	9.5	8.0	A++
	7	9	12	-	-	2.00	2.50	3.50	-	-	8.00 (3.00-10.00)	2.26 (0.30-2.88)	3.54	8.0	8.2	A++
	7	9	14	-	-	2.00	2.50	4.00	-	-	8.50 (3.00-10.70)	2.46 (0.30-3.27)	3.45	8.5	8.1	A++
	7	9	18	-	-	2.00	2.50	5.00	-	-	9.50 (3.00-11.00)	2.91 (0.30-3.45)	3.27	9.5	8.0	A++
	7	9	22	-	-	1.75	2.25	5.50	-	-	9.50 (3.00-11.00)	2.91 (0.30-3.45)	3.27	9.5	8.0	A++
	7	9	24	-	-	1.66	2.14	5.70	-	-	9.50 (3.00-11.00)	2.91 (0.30-3.45)	3.27	9.5	8.0	A++
	7	12	12	-	-	2.00	3.50	3.50	-	-	9.00 (3.00-11.00)	2.68 (0.30-3.45)	3.36	9.0	8.1	A++
	7	12	14	-	-	2.00	3.50	4.00	-	-	9.50 (3.00-11.00)	2.91 (0.30-3.45)	3.27	9.5	8.0	A++
	7	12	18	-	-	1.80	3.08	4.62	-	-	9.50 (3.00-11.00)	2.91 (0.30-3.45)	3.27	9.5	8.0	A++
	7	12	22	-	-	1.62	2.78	5.10	-	-	9.50 (3.00-11.00)	2.91 (0.30-3.45)	3.27	9.5	8.0	A++
	7	12	24	-	-	1.55	2.65	5.30	-	-	9.50 (3.00-11.00)	2.91 (0.30-3.45)	3.27	9.5	8.0	A++
	7	14	14	-	-	1.90	3.80	3.80	-	-	9.50 (3.00-11.00)	2.91 (0.30-3.45)	3.27	9.5	8.0	A++
	7	14	18	-	-	1.71	3.41	4.38	-	-	9.50 (3.00-11.00)	2.91 (0.30-3.45)	3.27	9.5	8.0	A++
	7	14	22	-	-	1.55	3.09	4.86	-	-	9.50 (3.00-11.00)	2.91 (0.30-3.45)	3.27	9.5	8.0	A++
	7	14	24	-	-	1.47	2.96	5.07	-	-	9.50 (3.00-11.00)	2.91 (0.30-3.45)	3.27	9.5	8.0	A++
	7	18	18	-	-	1.54	3.98	3.98	-	-	9.50 (3.00-11.00)	2.91 (0.30-3.45)	3.27	9.5	8.0	A++
	7	18	22	-	-	1.41	3.64	4.45	-	-	9.50 (3.00-11.00)	2.91 (0.30-3.45)	3.27	9.5	8.0	A++
	7	18	24	-	-	1.36	3.49	4.65	-	-	9.50 (3.00-11.00)	2.91 (0.30-3.45)	3.27	9.5	8.0	A++
	9	9	9	-	-	2.50	2.50	2.50	-	-	7.50 (3.00-9.60)	2.07 (0.30-2.70)	3.63	7.5	8.2	A++
	9	9	12	-	-	2.50	2.50	3.50	-	-	8.50 (3.00-10.70)	2.46 (0.30-3.27)	3.45	8.5	8.1	A++
	9	9	14	-	-	2.50	2.50	4.00	-	-	9.00 (3.00-11.00)	2.68 (0.30-3.45)	3.36	9.0	8.1	A++
	9	9	18	-	-	2.38	2.38	4.74	-	-	9.50 (3.00-11.00)	2.91 (0.30-3.45)	3.27	9.5	8.0	A++
	9	9	22	-	-	2.14	2.14	5.22	-	-	9.50 (3.00-11.00)	2.91 (0.30-3.45)	3.27	9.5	8.0	A++
	9	9	24	-	-	2.04	2.04	5.42	-	-	9.50 (3.00-11.00)	2.91 (0.30-3.45)	3.27	9.5	8.0	A++
	9	12	12	-	-	2.50	3.50	3.50	-	-	9.50 (3.00-11.00)	2.91 (0.30-3.45)	3.27	9.5	8.0	A++
	9	12	14	-	-	2.44	3.26	3.80	-	-	9.50 (3.00-11.00)	2.91 (0.30-3.45)	3.27	9.5	8.0	A++
	9	12	18	-	-	2.19	2.92	4.39	-	-	9.50 (3.00-11.00)	2.91 (0.30-3.45)	3.27	9.5	8.0	A++
	9	12	22	-	-	1.99	2.65	4.86	-	-	9.50 (3.00-11.00)	2.91 (0.30-3.45)	3.27	9.5	8.0	A++
	9	12	24	-	-	1.90	2.53	5.07	-	-	9.50 (3.00-11.00)	2.91 (0.30-3.45)	3.27	9.5	8.0	A++
	9	14	14	-	-	2.32	3.59	3.59	-	-	9.50 (3.00-11.00)	2.91 (0.30-3.45)	3.27	9.5	8.0	A++
	9	14	18	-	-	2.09	3.24	4.17	-	-	9.50 (3.00-11.00)	2.91 (0.30-3.45)	3.27	9.5	8.0	A++
	9	14	22	-	-	1.90	2.96	4.64	-	-	9.50 (3.00-11.00)	2.91 (0.30-3.45)	3.27	9.5	8.0	A++
	9	14	24	-	-	1.82	2.83	4.85	-	-	9.50 (3.00-11.00)	2.91 (0.30-3.45)	3.27	9.5	8.0	A++
	9	18	18	-	-	1.90	3.80	3.80	-	-	9.50 (3.00-11.00)	2.91 (0.30-3.45)	3.27	9.5	8.0	A++
	9	18	22	-	-	1.74	3.49	4.27	-	-	9.50 (3.00-11.00)	2.91 (0.30-3.45)	3.27	9.5	8.0	A++
	9	18	24	-	-	1.68	3.35	4.47	-	-	9.50 (3.00-11.00)	2.91 (0.30-3.45)	3.27	9.5	8.0	A++
	12	12	12	-	-	3.17	3.17	3.17	-	-	9.50 (3.00-11.00)	2.91 (0.30-3.45)	3.27	9.5	8.0	A++
	12	12	14	-	-	3.00	3.00	3.50	-	-	9.50 (3.00-11.00)	2.91 (0.30-3.45)	3.27	9.5	8.0	A++
	12	12	18	-	-	2.71	2.71	4.08	-	-	9.50 (3.00-11.00)	2.91 (0.30-3.45)	3.27	9.5	8.0	A++
	12	12	22	-	-	2.48	2.48	4.54	-	-	9.50 (3.00-11.00)	2.91 (0.30-3.45)	3.27	9.5	8.0	A++
	12	12	24	-	-	2.38	2.38	4.74	-	-	9.50 (3.00-11.00)	2.91 (0.30-3.45)	3.27	9.5	8.0	A++
	12	14	14	-	-	2.84	3.33	3.33	-	-	9.50 (3.00-11.00)	2.91 (0.30-3.45)	3.27	9.5	8.0	A++
	12	14	18	-	-	2.59	3.02	3.89	-	-	9.50 (3.00-11.00)	2.91 (0.30-3.45)	3.27	9.5	8.0	A++
	12	14	22	-	-	2.38	2.77	4.35	-	-	9.50 (3.00-11.00)	2.91 (0.30-3.45)	3.27	9.5	8.0	A++
	12	14	24	-	-	2.28	2.66	4.56	-	-	9.50 (3.00-11.00)	2.91 (0.30-3.45)	3.27	9.5	8.0	A++
	12	18	18	-	-	2.38	3.56	3.56	-	-	9.50 (3.00-11.00)	2.91 (0.30-3.45)	3.27	9.5	8.0	A++
	12	18	22	-	-	2.19	3.29	4.02	-	-	9.50 (3.00-11.00)	2.91 (0.30-3.45)	3.27	9.5	8.0	A++
	12	18	24	-	-	2.11	3.17	4.22	-	-	9.50 (3.00-11.00)	2.91 (0.30-3.45)	3.27	9.5	8.0	A++
	14	14	14	-	-	3.17	3.17	3.17	-	-	9.50 (3.00-11.00)	2.91 (0.30-3.45)	3.27	9.5	8.0	A++
	14	14	18	-	-	2.89	2.89	3.72	-	-	9.50 (3.00-11.00)	2.91 (0.30-3.45)	3.27	9.5	8.0	A++
	14	14	22	-	-	2.66	2.66	4.18	-	-	9.50 (3.00-11.00)	2.91 (0.30-3.45)	3.27	9.5	8.0	A++
	14	14	24	-	-	2.56	2.56	4.38	-	-	9.50 (3.00-11.00)	2.91 (0.30-3.45)	3.27	9.5	8.0	A++
	14	18	18	-	-	2.66	3.42	3.42	-	-	9.50 (3.00-11.00)	2.91 (0.30-3.45)	3.27	9.5	8.0	A++
	18	18	18	-	-	3.17	3.17	3.17	-	-	9.50 (3.00-11.00)	2.91 (0.30-3.45)	3.27	9.5	8.0	A++
4-unit connection	5	5	5	12	-	1.39	1.39	1.39	3.33	-	7.50 (3.00-9.60)	2.11 (0.30-2.84)	3.55	8.0	6.5	A++
	5	5	5	14	-	1.38	1.38	1.38	3.86	-	8.00 (3.00-10.40)	2.31 (0.30-3.13)	3.47	8.5	6.4	A++
	5	5	5	18	-	1.44	1.44	1.44	5.18	-	9.50 (3.00-11.00)	2.70 (0.30-3.46)	3.52	9.5	6.3	A++
	5	5	5	22	-	1.28	1.28	1.28	5.65	-	9.50 (3.00-11.00)	2.70 (0.30-3.46)	3.52	9.5	6.3	A++
	5	5	5	24	-	1.22	1.22	1.22	5.85	-	9.50 (3.00-11.00)	2.70 (0.30-3.46)	3.52	9.5	6.3	A++
	5	5	7	12	-	1.38	1.38	1.93	3.31	-	8.00 (3.00-10.40)	2.31 (0.30-3.13)	3.47	8.5	6.4	A++
	5	5	7	14	-	1.45	1.45	2.03	4.06	-	9.00 (3.00-11.00)	2.50 (0.30-3.46)	3.59	9.0	6.4	A++
	5	5	7	18	-	1.36	1.36	1.90	4.89	-	9.50 (3.00-11.00)	2.70 (0.30-3.46)	3.52	9.5	6.3	A++
	5	5	7	22	-	1.22	1.22	1.71	5.36	-	9.50 (3.00-11.00)	2.70 (0.30-3.46)	3.52	9.5	6.3	A++
	5	5	7	24	-	1.16	1.16	1.62	5.56	-	9.50 (3.00-11.00)	2.70 (0.30-3.46)	3.52	9.5	6.3	A++
	5	5	9	9	-	1.43	1.43	2.57	2.57	-	8.00 (3.00-10.00)	2.21 (0.30-2.98)	3.62	8.0	6.5	A++
	5	5	9	12	-	1.45	1.45	2.61	3.48	-	9.00 (3.00-11.00)	2.50 (0.30-3.46)	3.59	9.0	6.4	A++
	5	5	9	14	-	1.44	1.44	2.59	4.03	-	9.50 (3.00-11.00)	2.70 (0.30-3.46)	3.52	9.5	6.3	A++
	5	5	9	18	-	1.28	1.28	2.31	4.62	-	9.50 (3.00-11.00)	2.70 (0.30-3.46)	3.52	9.5	6.3	A++
	5	5	9	22	-	1.16	1.16	2.09	5.10	-	9.50 (3.00-11.00)	2.70 (0.30-3.46)	3.52	9.5	6.3	A++
	5	5	9	24	-	1.10	1.10	1.99	5.30	-	9.50 (3.00-11.00)	2.70 (0.30-3.46)	3.52	9.5	6.3	A++
	5	5	12	12	-	1.40	1.40	3.35	3.35	-	9.50 (3.00-11.00)	2.70 (0.30-3.46)	3.52	9.5	6.3	A++
	5	5	12	14	-	1.32	1.32	3.17	3.69	-	9.50 (3.00-11.00)	2.70 (0.30-3.46)	3.52	9.5	6.3	A++

5-unit Multi-split cooling

AOEG36KBTA5	Combination of Indoor Units					Cooling Operation										
						Cooling Capacity						Input Power (Min. - Max.)	EER	Seasonal Data		
						Unit 1	Unit 2	Unit 3	Unit 4	Unit 5	Total Capacity (Min. - Max.)			Pdesign	SEER	Energy efficiency
						kW	kW	kW	kW	kW	kW	kW		kW		
4-unit connection	5	5	12	18	-	1.19	1.19	2.85	4.28	-	9.50 (3.00-11.00)	2.70 (0.30-3.46)	3.52	9.5	6.3	A++
	5	5	12	22	-	1.08	1.08	2.59	4.75	-	9.50 (3.00-11.00)	2.70 (0.30-3.46)	3.52	9.5	6.3	A++
	5	5	12	24	-	1.03	1.03	2.48	4.96	-	9.50 (3.00-11.00)	2.70 (0.30-3.46)	3.52	9.5	6.3	A++
	5	5	14	14	-	1.25	1.25	3.50	3.50	-	9.50 (3.00-11.00)	2.70 (0.30-3.46)	3.52	9.5	6.3	A++
	5	5	14	18	-	1.13	1.13	3.17	4.07	-	9.50 (3.00-11.00)	2.70 (0.30-3.46)	3.52	9.5	6.3	A++
	5	5	14	22	-	1.03	1.03	2.89	4.54	-	9.50 (3.00-11.00)	2.70 (0.30-3.46)	3.52	9.5	6.3	A++
	5	5	14	24	-	0.99	0.99	2.77	4.75	-	9.50 (3.00-11.00)	2.70 (0.30-3.46)	3.52	9.5	6.3	A++
	5	5	18	18	-	1.03	1.03	3.72	3.72	-	9.50 (3.00-11.00)	2.70 (0.30-3.46)	3.52	9.5	6.3	A++
	5	5	18	22	-	0.95	0.95	3.42	4.18	-	9.50 (3.00-11.00)	2.70 (0.30-3.46)	3.52	9.5	6.3	A++
	5	5	18	24	-	0.91	0.91	3.29	4.38	-	9.50 (3.00-11.00)	2.70 (0.30-3.46)	3.52	9.5	6.3	A++
	5	7	7	9	-	1.43	2.00	2.00	2.57	-	8.00 (3.00-10.00)	2.21 (0.30-2.98)	3.62	9.0	6.4	A++
	5	7	7	12	-	1.45	2.03	2.03	3.48	-	9.00 (3.00-11.00)	2.50 (0.30-3.46)	3.59	9.0	6.3	A++
	5	7	7	14	-	1.44	2.02	2.02	4.03	-	9.50 (3.00-11.00)	2.70 (0.30-3.46)	3.52	9.5	6.3	A++
	5	7	7	18	-	1.28	1.80	1.80	4.62	-	9.50 (3.00-11.00)	2.70 (0.30-3.46)	3.52	9.5	6.3	A++
	5	7	7	22	-	1.16	1.62	1.62	5.10	-	9.50 (3.00-11.00)	2.70 (0.30-3.46)	3.52	9.5	6.3	A++
	5	7	7	24	-	1.10	1.55	1.55	5.30	-	9.50 (3.00-11.00)	2.70 (0.30-3.46)	3.52	9.5	6.3	A++
	5	7	9	9	-	1.42	1.98	2.55	2.55	-	8.50 (3.00-10.70)	2.41 (0.30-3.28)	3.53	9.5	6.3	A++
	5	7	9	12	-	1.44	2.02	2.59	3.45	-	9.50 (3.00-11.00)	2.70 (0.30-3.46)	3.52	9.5	6.3	A++
	5	7	9	14	-	1.36	1.90	2.44	3.80	-	9.50 (3.00-11.00)	2.70 (0.30-3.46)	3.52	9.5	6.3	A++
	5	7	9	18	-	1.22	1.71	2.19	4.38	-	9.50 (3.00-11.00)	2.70 (0.30-3.46)	3.52	9.5	6.3	A++
	5	7	9	22	-	1.10	1.55	1.99	4.86	-	9.50 (3.00-11.00)	2.70 (0.30-3.46)	3.52	9.5	6.3	A++
	5	7	9	24	-	1.06	1.48	1.90	5.07	-	9.50 (3.00-11.00)	2.70 (0.30-3.46)	3.52	9.5	6.3	A++
	5	7	12	12	-	1.32	1.85	3.17	3.17	-	9.50 (3.00-11.00)	2.70 (0.30-3.46)	3.52	9.5	6.3	A++
	5	7	12	14	-	1.25	1.75	3.00	3.50	-	9.50 (3.00-11.00)	2.70 (0.30-3.46)	3.52	9.5	6.3	A++
	5	7	12	18	-	1.13	1.58	2.71	4.07	-	9.50 (3.00-11.00)	2.70 (0.30-3.46)	3.52	9.5	6.3	A++
	5	7	12	22	-	1.03	1.45	2.48	4.54	-	9.50 (3.00-11.00)	2.70 (0.30-3.46)	3.52	9.5	6.3	A++
	5	7	12	24	-	0.99	1.39	2.38	4.75	-	9.50 (3.00-11.00)	2.70 (0.30-3.46)	3.52	9.5	6.3	A++
	5	7	14	14	-	1.19	1.66	3.33	3.33	-	9.50 (3.00-11.00)	2.70 (0.30-3.46)	3.52	9.5	6.3	A++
	5	7	14	18	-	1.08	1.51	3.02	3.89	-	9.50 (3.00-11.00)	2.70 (0.30-3.46)	3.52	9.5	6.3	A++
	5	7	14	22	-	0.99	1.39	2.77	4.35	-	9.50 (3.00-11.00)	2.70 (0.30-3.46)	3.52	9.5	6.3	A++
	5	7	14	24	-	0.95	1.33	2.66	4.56	-	9.50 (3.00-11.00)	2.70 (0.30-3.46)	3.52	9.5	6.3	A++
	5	7	18	18	-	0.99	1.39	3.56	3.56	-	9.50 (3.00-11.00)	2.70 (0.30-3.46)	3.52	9.5	6.3	A++
	5	7	18	22	-	0.91	1.28	3.29	4.02	-	9.50 (3.00-11.00)	2.70 (0.30-3.46)	3.52	9.5	6.3	A++
	5	7	18	24	-	0.88	1.23	3.17	4.22	-	9.50 (3.00-11.00)	2.70 (0.30-3.46)	3.52	9.0	6.4	A++
	5	9	9	9	-	1.41	2.53	2.53	2.53	-	9.00 (3.00-11.00)	2.50 (0.30-3.46)	3.61	9.5	6.3	A++
	5	9	9	12	-	1.36	2.44	2.44	3.26	-	9.50 (3.00-11.00)	2.70 (0.30-3.46)	3.52	9.5	6.3	A++
	5	9	9	14	-	1.28	2.31	2.31	3.59	-	9.50 (3.00-11.00)	2.70 (0.30-3.46)	3.52	9.5	6.3	A++
	5	9	9	18	-	1.16	2.09	2.09	4.17	-	9.50 (3.00-11.00)	2.70 (0.30-3.46)	3.52	9.5	6.3	A++
	5	9	9	22	-	1.06	1.90	1.90	4.64	-	9.50 (3.00-11.00)	2.70 (0.30-3.46)	3.52	9.5	6.3	A++
	5	9	9	24	-	1.01	1.82	1.82	4.85	-	9.50 (3.00-11.00)	2.70 (0.30-3.46)	3.52	9.5	6.3	A++
	5	9	12	12	-	1.25	2.25	3.00	3.00	-	9.50 (3.00-11.00)	2.70 (0.30-3.46)	3.52	9.5	6.3	A++
	5	9	12	14	-	1.19	2.14	2.85	3.33	-	9.50 (3.00-11.00)	2.70 (0.30-3.46)	3.52	9.5	6.3	A++
	5	9	12	18	-	1.08	1.94	2.59	3.89	-	9.50 (3.00-11.00)	2.70 (0.30-3.46)	3.52	9.5	6.3	A++
	5	9	12	22	-	0.99	1.78	2.38	4.35	-	9.50 (3.00-11.00)	2.70 (0.30-3.46)	3.52	9.5	6.3	A++
	5	9	12	24	-	0.95	1.71	2.28	4.56	-	9.50 (3.00-11.00)	2.70 (0.30-3.46)	3.52	9.5	6.3	A++
	5	9	14	14	-	1.13	2.04	3.17	3.17	-	9.50 (3.00-11.00)	2.70 (0.30-3.46)	3.52

5-unit Multi-Split Combination Table–Cooling

The data in the table below shows the performance of various combinations of indoor and outdoor units of different capacities, using the most efficient type of indoor unit.
These values should not be interpreted as official declarations for tax incentives or other certifications.
For more information on specific types of indoor and outdoor unit combinations, please refer to the Design & Technical Manual.

REFRIGERANT R32

5-unit Multi-split cooling

AOEG36KBTA5	Combination of Indoor Units					Cooling Operation									
						Cooling Capacity						Input Power (Min. - Max.)	EER	Seasonal Data	
						Unit 1	Unit 2	Unit 3	Unit 4	Unit 5	Total Capacity (Min. - Max.)			Pdesign	SEER	Energy efficiency
						kW	kW	kW	kW	kW	kW	kW		kW		
4-unit connection	9	9	12	14	-	1.94	1.94	2.59	3.03	-	9.50 (3.00-11.00)	2.69 (0.30-3.45)	3.53	9.5	8.3	A++
	9	9	12	18	-	1.78	1.78	2.38	3.56	-	9.50 (3.00-11.00)	2.69 (0.30-3.45)	3.53	9.5	8.3	A++
	9	9	12	22	-	1.64	1.64	2.19	4.03	-	9.50 (3.00-11.00)	2.69 (0.30-3.45)	3.53	9.5	8.3	A++
	9	9	12	24	-	1.58	1.58	2.11	4.23	-	9.50 (3.00-11.00)	2.69 (0.30-3.45)	3.53	9.5	8.3	A++
	9	9	14	14	-	1.86	1.86	2.89	2.89	-	9.50 (3.00-11.00)	2.69 (0.30-3.45)	3.53	9.5	8.3	A++
	9	9	14	18	-	1.71	1.71	2.66	3.42	-	9.50 (3.00-11.00)	2.69 (0.30-3.45)	3.53	9.5	8.3	A++
	9	9	18	18	-	1.58	1.58	3.17	3.17	-	9.50 (3.00-11.00)	2.69 (0.30-3.45)	3.53	9.5	8.3	A++
	9	12	12	12	-	1.91	2.53	2.53	2.53	-	9.50 (3.00-11.00)	2.69 (0.30-3.45)	3.53	9.5	8.3	A++
	9	12	12	14	-	1.81	2.43	2.43	2.83	-	9.50 (3.00-11.00)	2.69 (0.30-3.45)	3.53	9.5	8.3	A++
	9	12	12	18	-	1.67	2.24	2.24	3.35	-	9.50 (3.00-11.00)	2.69 (0.30-3.45)	3.53	9.5	8.3	A++
	9	12	14	14	-	1.74	2.34	2.71	2.71	-	9.50 (3.00-11.00)	2.69 (0.30-3.45)	3.53	9.5	8.3	A++
	9	12	14	18	-	1.61	2.15	2.51	3.23	-	9.50 (3.00-11.00)	2.69 (0.30-3.45)	3.53	9.5	8.3	A++
	9	14	14	14	-	1.67	2.61	2.61	2.61	-	9.50 (3.00-11.00)	2.69 (0.30-3.45)	3.53	9.5	8.3	A++
	12	12	12	12	-	2.38	2.38	2.38	2.38	-	9.50 (3.00-11.00)	2.69 (0.30-3.45)	3.53	9.5	8.3	A++
	12	12	12	14	-	2.28	2.28	2.28	2.66	-	9.50 (3.00-11.00)	2.69 (0.30-3.45)	3.53	9.5	8.3	A++
	12	12	12	18	-	2.11	2.11	2.11	3.17	-	9.50 (3.00-11.00)	2.69 (0.30-3.45)	3.53	9.5	8.3	A++
	12	12	14	14	-	2.19	2.19	2.56	2.56	-	9.50 (3.00-11.00)	2.69 (0.30-3.45)	3.53	9.5	8.3	A++
	12	14	14	14	-	2.12	2.46	2.46	2.46	-	9.50 (3.00-11.00)	2.69 (0.30-3.45)	3.53	9.5	8.3	A++
	5	5	5	5	7	1.39	1.39	1.39	1.39	1.94	7.50 (3.00-9.60)	1.72 (0.30-2.84)	4.35	8.5	6.6	A++
	5	5	5	5	9	1.38	1.38	1.38	1.38	2.48	8.00 (3.00-10.40)	1.92 (0.30-3.13)	4.17	9.5	6.5	A++
	5	5	5	5	12	1.41	1.41	1.41	1.41	3.38	9.00 (3.00-11.00)	2.21 (0.30-3.46)	4.06	9.5	6.5	A++
	5	5	5	5	14	1.40	1.40	1.40	1.40	3.91	9.50 (3.00-11.00)	2.41 (0.30-3.46)	3.94	9.5	6.5	A++
	5	5	5	5	18	1.25	1.25	1.25	1.25	4.50	9.50 (3.00-11.00)	2.51 (0.30-3.46)	3.78	9.5	6.5	A++
	5	5	5	5	22	1.13	1.13	1.13	1.13	4.98	9.50 (3.00-11.00)	2.51 (0.30-3.46)	3.78	9.5	6.5	A++
	5	5	5	5	24	1.08	1.08	1.08	1.08	5.18	9.50 (3.00-11.00)	2.51 (0.30-3.46)	3.78	8.5	6.6	A++
	5	5	5	7	7	1.38	1.38	1.38	1.93	1.93	8.00 (3.00-10.40)	1.92 (0.30-3.13)	4.17	9.0	6.6	A++
	5	5	5	7	9	1.45	1.45	1.45	2.03	2.61	9.00 (3.00-11.00)	2.12 (0.30-3.46)	4.25	9.5	6.5	A++
	5	5	5	7	12	1.40	1.40	1.40	1.96	3.35	9.50 (3.00-11.00)	2.41 (0.30-3.46)	3.94	9.5	6.5	A++
	5	5	5	7	14	1.32	1.32	1.32	1.85	3.69	9.50 (3.00-11.00)	2.51 (0.30-3.46)	3.78	9.5	6.5	A++
	5	5	5	7	18	1.19	1.19	1.19	1.66	4.28	9.50 (3.00-11.00)	2.51 (0.30-3.46)	3.78	9.5	6.5	A++
	5	5	5	7	22	1.08	1.08	1.08	1.51	4.75	9.50 (3.00-11.00)	2.51 (0.30-3.46)	3.78	9.5	6.5	A++
	5	5	5	7	24	1.03	1.03	1.03	1.45	4.96	9.50 (3.00-11.00)	2.51 (0.30-3.46)	3.78	9.5	6.5	A++
	5	5	5	9	9	1.44	1.44	1.44	2.59	2.59	9.50 (3.00-11.00)	2.31 (0.30-3.46)	4.11	9.5	6.5	A++
	5	5	5	9	12	1.32	1.32	1.32	2.38	3.17	9.50 (3.00-11.00)	2.51 (0.30-3.46)	3.78	9.5	6.5	A++
	5	5	5	9	14	1.25	1.25	1.25	2.25	3.50	9.50 (3.00-11.00)	2.51 (0.30-3.46)	3.78	9.5	6.5	A++
	5	5	5	9	18	1.13	1.13	1.13	2.04	4.07	9.50 (3.00-11.00)	2.51 (0.30-3.46)	3.78	9.5	6.5	A++
	5	5	5	9	22	1.03	1.03	1.03	1.86	4.54	9.50 (3.00-11.00)	2.51 (0.30-3.46)	3.78	9.5	6.5	A++
	5	5	5	9	24	0.99	0.99	0.99	1.78	4.75	9.50 (3.00-11.00)	2.51 (0.30-3.46)	3.78	9.5	6.5	A++
	5	5	5	12	12	1.22	1.22	1.22	2.92	2.92	9.50 (3.00-11.00)	2.51 (0.30-3.46)	3.78	9.5	6.5	A++
	5	5	5	12	14	1.16	1.16	1.16	2.78	3.24	9.50 (3.00-11.00)	2.51 (0.30-3.46)	3.78	9.5	6.5	A++
	5	5	5	12	18	1.06	1.06	1.06	2.53	3.80	9.50 (3.00-11.00)	2.51 (0.30-3.46)	3.78	9.5	6.5	A++
	5	5	5	12	22	0.97	0.97	0.97	2.33	4.27	9.50 (3.00-11.00)	2.51 (0.30-3.46)	3.78	9.5	6.5	A++
	5	5	5	12	24	0.93	0.93	0.93	2.24	4.47	9.50 (3.00-11.00)	2.51 (0.30-3.46)	3.78	9.5	6.5	A++
	5	5	5	14	14	1.10	1.10	1.10	3.09	3.09	9.50 (3.00-11.00)	2.51 (0.30-3.46)	3.78	9.5	6.5	A++
	5	5	5	14	18	1.01	1.01	1.01	2.83	3.64	9.50 (3.00-11.00)	2.51 (0.30-3.46)	3.78	9.5	6.5	A++
	5	5	5	14	22	0.93	0.93	0.93	2.61	4.10	9.50 (3.00-11.00)	2.51 (0.30-3.46)	3.78	9.5	6.5	A++
	5	5	5	14	24	0.90	0.90	0.90	2.51	4.30	9.50 (3.00-11.00)	2.51 (0.30-3.46)	3.78	9.5	6.5	A++
	5	5	5	18	18	0.93	0.93	0.93	3.35	3.35	9.50 (3.00-11.00)	2.51 (0.30-3.46)	3.78	9.0	6.6	A++
	5	5	7	7	7	1.45	1.45	2.03	2.03	2.03	9.00 (3.00-11.00)	2.12 (0.30-3.46)	4.25	9.5	6.5	A++
	5	5	7	7	9	1.44	1.44	2.02	2.02	2.59	9.50 (3.00-11.00)	2.31 (0.30-3.46)	4.11	9.5	6.5	A++
	5	5	7	7	12	1.32	1.32	1.85	1.85	3.17	9.50 (3.00-11.00)	2.51 (0.30-3.46)	3.78	9.5	6.5	A++
	5	5	7	7	14	1.25	1.25	1.75	1.75	3.50	9.50 (3.00-11.00)	2.51 (0.30-3.46)	3.78	9.5	6.5	A++
	5	5	7	7	18	1.13	1.13	1.58	1.58	4.07	9.50 (3.00-11.00)	2.51 (0.30-3.46)	3.78	9.5	6.5	A++
	5	5	7	7	22	1.03	1.03	1.45	1.45	4.54	9.50 (3.00-11.00)	2.51 (0.30-3.46)	3.78	9.5	6.5	A++
	5	5	7	7	24	0.99	0.99	1.39	1.39	4.75	9.50 (3.00-11.00)	2.51 (0.30-3.46)	3.78	9.5	6.5	A++
	5	5	7	9	9	1.36	1.36	1.90	2.44	2.44	9.50 (3.00-11.00)	2.51 (0.30-3.46)	3.78	9.5	6.5	A++
	5	5	7	9	12	1.25	1.25	1.75	2.25	3.00	9.50 (3.00-11.00)	2.51 (0.30-3.46)	3.78	9.5	6.5	A++
	5	5	7	9	14	1.19	1.19	1.66	2.14	3.33	9.50 (3.00-11.00)	2.51 (0.30-3.46)	3.78	9.5	6.5	A++
	5	5	7	9	18	1.08	1.08	1.51	1.94	3.89	9.50 (3.00-11.00)	2.51 (0.30-3.46)	3.78	9.5	6.5	A++
	5	5	7	9	22	0.99	0.99	1.39	1.78	4.35	9.50 (3.00-11.00)	2.51 (0.30-3.46)	3.78	9.5	6.5	A++
	5	5	7	9	24	0.95	0.95	1.33	1.71	4.56	9.50 (3.00-11.00)	2.51 (0.30-3.46)	3.78	9.5	6.5	A++
	5	5	7	12	12	1.16	1.16	1.62	2.78	2.78	9.50 (3.00-11.00)	2.51 (0.30-3.46)	3.78	9.5	6.5	A++
	5	5	7	12	14	1.10	1.10	1.55	2.65	3.09	9.50 (3.00-11.00)	2.51 (0.30-3.46)	3.78	9.5	6.5	A++
	5	5	7	12	18	1.01	1.01	1.41	2.43	3.64	9.50 (3.00-11.00)	2.51 (0.30-3.46)	3.78	9.5	6.5	A++
	5	5	7	12	22	0.93	0.93	1.30	2.24	4.10	9.50 (3.00-11.00)	2.51 (0.30-3.46)	3.78	9.5	6.5	A++
	5	5	7	12	24	0.90	0.90	1.25	2.15	4.30	9.50 (3.00-11.00)	2.51 (0.30-3.46)	3.78	9.5	6.5	A++
	5	5	7	14	14	1.06	1.06	1.48	2.96	2.96	9.50 (3.00-11.00)	2.51 (0.30-3.46)	3.78	9.5	6.5	A++
	5	5	7	14	18	0.97	0.97	1.36	2.71	3.49	9.50 (3.00-11.00)	2.51 (0.30-3.46)	3.78	9.5	6.5	A++
	5	5	7	14	22	0.90	0.90	1.25	2.51	3.94	9.50 (3.00-11.00)	2.51 (0.30-3.46)	3.78	9.5	6.5	A++
	5	5	7	18	18	0.90	0.90	1.25	3.23	3.23	9.50 (3.00-11.00)	2.51 (0.30-3.46)	3.78	9.5	6.5	A++
	5	5	9	9	9	1.28	1.28	2.31	2.31	2.31	9.50 (3.00-11.00)	2.51 (0.30-3.46)	3.78	9.5	6.5	A++
	5	5	9	9	12	1.19	1.19	2.14	2.14	2.85	9.50 (3.00-11.00)	2.51 (0.30-3.46)	3.78	9.5	6.5	A++
	5	5	9	9	14	1.13	1.13	2.04	2.04	3.17	9.50 (3.00-11.00)	2.51 (0.30-3.46)	3.78	9.5	6.5	A++
	5	5	9	9	18	1.03	1.03	1.86	1.86	3.72	9.50 (3.00-11.00)	2.51 (0.30-3.46)	3.78	9.5	6.5	A++
	5	5	9	9	22	0.95	0.95	1.71	1.71	4.18	9.50 (3.00-11.00)	2.51 (0.30-3.46)	3.78	9.5	6.5	A++
	5	5	9	9	24	0.91	0.91	1.64	1.64	4.38	9.50 (3.00-11.00)	2.51 (0.30-3.46)	3.78	9.5	6.5	A++
	5	5	9	12	12	1.10	1.10	1.99	2.65	2.65	9.50 (3.00-11.00)	2.51 (0.30-3.46)	3.78	9.5	6.5	A++
	5	5	9	12	14	1.06	1.06	1.90	2.53	2.96	9.50 (3.00-11.00)	2.51 (0.30-3.46)	3.78	9.5	6.5	A++
	5	5	9	12	18	0.97	0.97	1.74	2.33	3.49	9.50 (3.00-11.00)	2.51 (0.30-3.46)	3.78	9.5	6.5	A++
	5	5	9	12	22	0.90	0.90	1.61	2.15	3.94	9.50 (3.00-11.00)	2.51 (0.30-3.46)	3.78	9.5	6.5	A++
	5	5	9	14	14	1.01	1.01	1.82	2.83	2.83	9.50 (3.00-11.00)	2.51 (0.30-3.46)	3.78	9.5	6.5	A++
	5	5	9	14	18	0.93	0.93	1.68	2.61	3.35	9.50 (3.00-11.00)	2.51 (0.30-3.46)	3.78	9.5	6.5	A++
	5	5	12	12	12	1.03	1.03	2.48	2.48	2.48	9.50 (3.00-11.00)	2.51 (0.30-3.46)	3.78	9.5	6.5	A++
	5	5	12	12	14	0.99	0.99	2.38	2.38	2.77	9.50 (3.00-11.00)	2.51 (0.30-3.46)	3.78	9.5	6.5	A++
	5	5	12	12	18	0.91	0.91	2.19	2.19	3.29	9.50 (3.00-11.00)	2.51 (0.30-3.46)	3.78	9.5	6.5	A++
	5	5	12	14	14	0.95	0.95	2.28	2.66	2.66	9.50 (3.00-11.00)	2.51 (0.30-3.46)	3.78	9.5	6.5	A++
	5	5	12	14	18	0.88	0.88	2.11	2.46	3.17	9.50 (3.00-11.00)	2.51 (0.30-3.46)	3.78	9.5	6.5	A++
	5	5	14	14	14	0.91	0.91	2.56	2.56	2.56	9.50 (3.00-11.00)	2.51 (0.30-3.46)	3.78	9.5	6.5	A++
	5	7	7	7	7	1.44	2.02	2.02	2.02	2.02	9.50 (3.00-11.00)	2.31 (0.30-3.46)	4.11	9.5	6.5	A++
	5	7	7	7	9	1.36	1.90	1.90	1.90	2.44	9.50 (3.00-11.00)	2.51 (0.30-3.46)	3.78	9.5	6.5	A++
	5	7	7	7	12	1.25	1.75	1.75	1.75	3.00	9.50 (3.00-11.00)	2.51 (0.30-3.46)	3.78	9.5	6.5	A++
	5	7	7	7	14	1.19	1.66	1.66	1.66	3.33	9.50 (3.00-11.00)	2.51 (0.30-3.46)	3.78	9.5	6.5	A++
	5	7	7	7	18	1.08	1.51	1.51	1.51	3.89	9.50 (3.00-11.00)	2.51 (0.30-3.46)	3.78	9.5	6.5	A++
	5	7	7	7	22	0.99	1.39	1.39	1.39	4.35	9.50 (3.00-11.00)	2.51 (0.30-3.46)	3.78	9.5	6.5	A++
	5	7	7	7	24	0.95	1.33	1.33	1.33	4.56	9.50 (3.00-11.00)	2.51 (0.30-3.46)	3.78	9.5	6.5	A++
	5	7	7	9	9	1.28	1.80	1.80	2.31	2.31	9.50 (3.00-11.00)	2.51 (0.30-3.46)	3.78	9.5	6.5	A++
	5	7	7	9	12	1.19	1.66	1.66	2.14	2.85	9.50 (3.00-11.00)	2.51 (0.30-3.46)	3.78	9.5	6.5	A++
	5	7	7	9	14	1.13	1.58	1.58	2.04	3.17	9.50 (3.00-11.00)	2.51 (0.30-3.46)	3.78	9.5	6.5	A++
	5	7	7	9	18	1.03	1.45	1.45	1.86	3.72	9.50 (3.00-11.00)	2.51 (0.30-3.46)	3.78	9.5	6.5	A++
	5	7	7	9	22	0.95	1.33	1.33	1.71	4.18	9.50 (3.00-11.00)	2.51 (0.30-3.46)	3.78	9.5	6.5	A++
	5	7	7	9	24	0.91	1.28	1.28	1.64	4.38	9.50 (3.00-11.00)	2.51 (0.30-3.46)	3.78	9.5	6.5	A++
	5	7	7	12	12	1.10	1.55	1.55	2.65	2.65	9.50 (3.00-11.00)	2.51 (0.30-3.46)	3.78	9.5	6.5	A++
	5	7	7	12	14	1.06	1.48	1.48	2.53	2.96	9.50 (3.00-11.00)	2.51 (0.30-3.46)	3.78	9.5	6.5	A++
	5	7	7	12	18	0.97	1.36	1.36	2.33	3.49	9.50 (3.00-11.00)	2.51 (0.30-3.46)	3.78	9.5	6.5	A++
	5	7	7	12	22	0.90	1.25	1.25	2.15	3.94	9.50 (3.00-11.00)	2.51 (0.30-3.46)	3.78	9.5	6.5	A++
	5	7	7	14	14	1.01	1.41	1.41	2.83	2.83	9.50 (3.00-11.00)	2.51 (0.30-3.46)	3.78	9.5	6.5	A++
	5	7	7	14	18	0.93	1.30	1.30	2.61	3.35	9.50 (3.00-11.00)	2.51 (0.30-3.46)	3.78	9.5	6.5	A++
	5	7	9	9	9	1.22	1.71	2.19	2.19	2.19	9.50 (3.00-11.00)	2.51 (0.30-3.46)	3.78	9.5	6.5	A++
	5	7	9	9	12	1.13	1.58	2.04	2.04	2.71	9.50 (3.00-11.00)	2.51 (0.30-3.46)	3.78	9.5	6.5	A++
	5	7	9	9	14	1.08	1.51	1.94	1.94	3.02	9.50 (3.00-11.00)	2.51 (0.30-3.46)	3.78	9.5	6.5	A++
	5	7	9	9	18	0.99	1.39	1.78	1.78	3.56	9.50 (3.00-11.00)	2.51 (0.30-3.46)	3.78	9.5	6.5	A++
	5	7	9	9	22	0.91	1.28	1.64	1.64	4.02	9.50 (3.00-11.00)	2.51 (0.30-3.46)	3.78	9.5	6.5	A++
	5	7	9	9	24	0.88	1.23	1.58	1.58	4.22	9.50 (3.00-11.00)	2.51 (0.30-3.46)	3.78	9.5	6.5	A++
	5	7	9	12	12	1.06	1.48	1.90	2.53	2.53	9.50 (3.00-11.00)	2.51 (0.30-3.46)	3.78	9.5	6.5	A++
	5	7	9	12	14	1.01	1.41	1.82	2.43	2.83	9.50 (3.00-11.00)	2.51 (0.30-3.46)	3.78	9.5	6.5	A++

5-unit Multi-split cooling

AOEG36KBTA5	Combination of Indoor Units					Cooling Operation									
						Cooling Capacity						Input Power (Min. - Max.)	EER	Seasonal Data	
						Unit 1	Unit 2	Unit 3	Unit 4	Unit 5	Total Capacity (Min. - Max.)			Pdesign	SEER	Energy efficiency
						kW	kW	kW	kW	kW	kW	kW		kW		
5-unit connection	5	7	9	12	18	0.93	1.30	1.68	2.24	3.35	9.50 (3.00-11.00)	2.51 (0.30-3.46)	3.78	9.5	6.5	A++
	5	7	9	14	14	0.97	1.36	1.74	2.71	2.71	9.50 (3.00-11.00)	2.51 (0.30-3.46)	3.78	9.5	6.5	A++
	5	7	9	14	18	0.90	1.25	1.61	2.51	3.23	9.50 (3.00-11.00)	2.51 (0.30-3.46)	3.78	9.5	6.5	A++
	5	7	12	12	12	0.99	1.39	2.38	2.38	2.38	9.50 (3.00-11.00)	2.51 (0.30-3.46)	3.78	9.5	6.5	A++
	5	7	12	12	14	0.95	1.33	2.28	2.28	2.66	9.50 (3.00-11.00)	2.51 (0.30-3.46)	3.78	9.5	6.5	A++
	5	7	12	12	18	0.88	1.23	2.11	2.11	3.17	9.50 (3.00-11.00)	2.51 (0.30-3.46)	3.78	9.5	6.5	A++
	5	7	12	14	14	0.91	1.28	2.19	2.56	2.56	9.50 (3.00-11.00)	2.51 (0.30-3.46)	3.78	9.5	6.5	A++
	5	7	14	14	14	0.88	1.23	2.46	2.46	2.46	9.50 (3.00-11.00)	2.51 (0.30-3.46)	3.78	9.5	6.5	A++
	5	9	9	9	9	1.16	2.09	2.09	2.09	2.09	9.50 (3.00-11.00)	2.51 (0.30-3.46)	3.78	9.5	6.5	A++
	5	9	9	9	12	1.08	1.94	1.94	1.94	2.59	9.50 (3.00-11.00)	2.51 (0.30-3.46)	3.78	9.5	6.5	A++
	5	9	9	9	14	1.03	1.86	1.86	1.86	2.89	9.50 (3.00-11.00)	2.51 (0.30-3.46)	3.78	9.5	6.5	A++
	5	9	9	9	18	0.95	1.71	1.71	1.71	3.42	9.50 (3.00-11.00)	2.51 (0.30-3.46)	3.78	9.5	6.5	A++
	5	9	9	9	22	0.88	1.58	1.58	1.58	3.87	9.50 (3.00-11.00)	2.51 (0.30-3.46)	3.78	9.5	6.5	A++
	5	9	9	12	12	1.01	1.82	1.82	2.43	2.43	9.50 (3.00-11.00)	2.51 (0.30-3.46)	3.78	9.5	6.5	A++
	5	9	9	12	14	0.97	1.74	1.74	2.33	2.71	9.50 (3.00-11.00)	2.51 (0.30-3.46)	3.78	9.5	6.5	A++
	5	9	9	12	18	0.90	1.61	1.61	2.15	3.23	9.50 (3.00-11.00)	2.51 (0.30-3.46)	3.78	9.5	6.5	A++
	5	9	9	14	14	0.93	1.68	1.68	2.61	2.61	9.50 (3.00-11.00)	2.51 (0.30-3.46)	3.78	9.5	6.5	A++
	5	9	12	12	12	0.95	1.71	2.28	2.28	2.28	9.50 (3.00-11.00)	2.51 (0.30-3.46)	3.78	9.5	6.5	A++
	5	9	12	12	14	0.91	1.64	2.19	2.19	2.56	9.50 (3.00-11.00)	2.51 (0.30-3.46)	3.78	9.5	6.5	A++
	5	9	12	14	14	0.88	1.58	2.11	2.46	2.46	9.50 (3.00-11.00)	2.51 (0.30-3.46)	3.78	9.5	6.5	A++
	5	12	12	12	12	0.90	2.15	2.15	2.15	2.15	9.50 (3.00-11.00)	2.51 (0.30-3.46)	3.78	9.5	6.5	A++
	7	7	7	7	7	1.90	1.90	1.90	1.90	1.90	9.50 (3.00-11.00)	2.50 (0.30-3.45)	3.80	9.5	8.5	A+++
	7	7	7	7	9	1.80	1.80	1.80	1.80	2.30	9.50 (3.00-11.00)	2.50 (0.30-3.45)	3.80	9.5	8.5	A+++
	7	7	7	7	12	1.66	1.66	1.66	1.66	2.86	9.50 (3.00-11.00)	2.50 (0.30-3.45)	3.80	9.5	8.5	A+++
	7	7	7	7	14	1.58	1.58	1.58	1.58	3.18	9.50 (3.00-11.00)	2.50 (0.30-3.45)	3.80	9.5	8.5	A+++
	7	7	7	7	18	1.45	1.45	1.45	1.45	3.70	9.50 (3.00-11.00)	2.50 (0.30-3.45)	3.80	9.5	8.5	A+++
	7	7	7	7	22*1	1.33	1.33	1.33	1.33	4.18	9.50 (3.00-11.00)	2.50 (0.30-3.45)	3.80	9.5	8.5	A+++
	7	7	7	7	24	1.28	1.28	1.28	1.28	4.38	9.50 (3.00-11.00)	2.50 (0.30-3.45)	3.80	9.5	8.5	A+++
	7	7	7	9	9	1.70	1.70	1.70	2.20	2.20	9.50 (3.00-11.00)	2.50 (0.30-3.45)	3.80	9.5	8.5	A+++
	7	7	7	9	12	1.58	1.58	1.58	2.04	2.72	9.50 (3.00-11.00)	2.50 (0.30-3.45)	3.80	9.5	8.5	A+++
	7	7	7	9	14	1.51	1.51	1.51	1.94	3.03	9.50 (3.00-11.00)	2.50 (0.30-3.45)	3.80	9.5	8.5	A+++
	7	7	7	9	18	1.39	1.39	1.39	1.77	3.56	9.50 (

5-unit Multi-Split Combination Table–Heating

The data in the table below shows the performance of various combinations of indoor and outdoor units of different capacities, using the most efficient type of indoor unit.
These values should not be interpreted as official declarations for tax incentives or other certifications.
For more information on specific types of indoor and outdoor unit combinations, please refer to the Design & Technical Manual.

REFRIGERANT R32

5-unit Multi-split heating

AOEG36KBTA5	Combination of Indoor Units					Heating Operation										
						Heating Capacity						Input Power (Min. - Max.)	COP	Seasonal Data		
						Unit 1	Unit 2	Unit 3	Unit 4	Unit 5	Total Capacity (Min. - Max.)			Pdesign	SCOP	Energy efficiency
						kW	kW	kW	kW	kW	kW	kW		kW		
2-unit connection	5	22	-	-	-	1.67	7.33	-	-	-	9.00 (3.50-10.80)	2.28 (0.25-2.84)	3.94	6.0	4.1	A++
	5	24	-	-	-	1.66	7.94	-	-	-	9.60 (3.50-11.60)	2.41 (0.25-3.12)	3.98	6.8	4.0	A+
	7	24	-	-	-	2.39	8.21	-	-	-	10.60 (3.50-12.00)	2.65 (0.25-3.25)	4.00	7.0	4.3	A+
	9	22	-	-	-	3.00	7.20	-	-	-	10.20 (3.50-12.00)	2.52 (0.25-3.25)	4.04	6.8	4.3	A+
	9	24	-	-	-	2.89	7.71	-	-	-	10.60 (3.50-12.00)	2.65 (0.25-3.25)	4.00	7.0	4.3	A+
	12	22	-	-	-	3.74	6.86	-	-	-	10.60 (3.50-12.00)	2.65 (0.25-3.25)	4.00	7.0	4.3	A+
	12	24	-	-	-	3.53	7.07	-	-	-	10.60 (3.50-12.00)	2.65 (0.25-3.25)	4.00	7.0	4.3	A+
	14	22	-	-	-	4.12	6.48	-	-	-	10.60 (3.50-12.00)	2.65 (0.25-3.25)	4.00	7.0	4.3	A+
	14	24	-	-	-	3.91	6.69	-	-	-	10.60 (3.50-12.00)	2.65 (0.25-3.25)	4.00	7.0	4.3	A+
	18	18	-	-	-	5.30	5.30	-	-	-	10.60 (3.50-12.00)	2.65 (0.25-3.25)	4.00	7.0	4.3	A+
	18	22	-	-	-	4.77	5.83	-	-	-	10.60 (3.50-12.00)	2.65 (0.25-3.25)	4.00	7.0	4.3	A+
	18	24	-	-	-	4.54	6.06	-	-	-	10.60 (3.50-12.00)	2.65 (0.25-3.25)	4.00	7.0	4.3	A+
	22	22	-	-	-	5.30	5.30	-	-	-	10.60 (3.50-12.00)	2.65 (0.25-3.25)	4.00	7.0	4.3	A+
	22	24	-	-	-	5.07	5.53	-	-	-	10.60 (3.50-12.00)	2.65 (0.25-3.25)	4.00	7.0	4.3	A+
	24	24	-	-	-	5.30	5.30	-	-	-	10.60 (3.50-12.00)	2.65 (0.25-3.25)	4.00	7.0	4.3	A+
3-unit connection	5	5	18	-	-	1.71	1.71	6.17	-	-	9.60 (3.50-10.90)	2.34 (0.25-2.96)	4.10	6.5	4.2	A++
	5	5	22	-	-	1.66	1.66	7.29	-	-	10.60 (3.50-12.00)	2.55 (0.25-3.26)	4.16	7.0	4.1	A++
	5	5	24	-	-	1.56	1.56	7.48	-	-	10.60 (3.50-12.00)	2.55 (0.25-3.26)	4.16	7.0	4.1	A++
	5	7	18	-	-	1.70	2.38	6.12	-	-	10.20 (3.50-11.60)	2.43 (0.25-3.26)	4.19	6.8	4.1	A++
	5	7	22	-	-	1.56	2.18	6.86	-	-	10.60 (3.50-12.00)	2.55 (0.25-3.26)	4.16	7.0	4.1	A++
	5	7	24	-	-	1.47	2.06	7.07	-	-	10.60 (3.50-12.00)	2.55 (0.25-3.26)	4.16	7.0	4.1	A++
	5	9	14	-	-	1.71	3.09	4.80	-	-	9.60 (3.50-11.20)	2.34 (0.25-2.96)	4.10	6.5	4.2	A++
	5	9	18	-	-	1.66	2.98	5.96	-	-	10.60 (3.50-12.00)	2.55 (0.25-3.26)	4.16	7.0	4.1	A++
	5	9	22	-	-	1.47	2.65	6.48	-	-	10.60 (3.50-12.00)	2.55 (0.25-3.26)	4.16	7.0	4.1	A++
	5	9	24	-	-	1.39	2.51	6.69	-	-	10.60 (3.50-12.00)	2.55 (0.25-3.26)	4.16	7.0	4.1	A++
	5	12	12	-	-	1.71	4.10	4.10	-	-	9.90 (3.50-11.60)	2.41 (0.25-3.12)	4.11	6.8	4.1	A++
	5	12	14	-	-	1.71	4.10	4.79	-	-	10.60 (3.50-12.00)	2.55 (0.25-3.26)	4.16	7.0	4.1	A++
	5	12	18	-	-	1.51	3.63	5.45	-	-	10.60 (3.50-12.00)	2.55 (0.25-3.26)	4.16	7.0	4.1	A++
	5	12	22	-	-	1.36	3.26	5.98	-	-	10.60 (3.50-12.00)	2.55 (0.25-3.26)	4.16	7.0	4.1	A++
	5	12	24	-	-	1.29	3.10	6.20	-	-	10.60 (3.50-12.00)	2.55 (0.25-3.26)	4.16	7.0	4.1	A++
	5	14	14	-	-	1.61	4.50	4.50	-	-	10.60 (3.50-12.00)	2.55 (0.25-3.26)	4.16	7.0	4.1	A++
	5	14	18	-	-	1.43	4.01	5.16	-	-	10.60 (3.50-12.00)	2.55 (0.25-3.26)	4.16	7.0	4.1	A++
	5	14	22	-	-	1.29	3.62	5.69	-	-	10.60 (3.50-12.00)	2.55 (0.25-3.26)	4.16	7.0	4.1	A++
	5	14	24	-	-	1.23	3.45	5.92	-	-	10.60 (3.50-12.00)	2.55 (0.25-3.26)	4.16	7.0	4.1	A++
	5	18	18	-	-	1.29	4.65	4.65	-	-	10.60 (3.50-12.00)	2.55 (0.25-3.26)	4.16	7.0	4.1	A++
	5	18	22	-	-	1.18	4.24	5.18	-	-	10.60 (3.50-12.00)	2.55 (0.25-3.26)	4.16	7.0	4.1	A++
	5	18	24	-	-	1.13	4.06	5.41	-	-	10.60 (3.50-12.00)	2.55 (0.25-3.26)	4.16	7.0	4.1	A++
	5	22	22	-	-	1.08	4.76	4.76	-	-	10.60 (3.50-12.00)	2.55 (0.25-3.26)	4.16	7.0	4.1	A++
	5	22	24	-	-	1.04	4.57	4.99	-	-	10.60 (3.50-12.00)	2.55 (0.25-3.26)	4.16	7.0	4.1	A++
	5	24	24	-	-	1.00	4.80	4.80	-	-	10.60 (3.50-12.00)	2.55 (0.25-3.26)	4.16	7.0	4.1	A++
	7	7	14	-	-	2.40	2.40	4.80	-	-	9.60 (3.50-11.20)	2.25 (0.25-2.87)	4.26	6.5	4.5	A+
	7	7	18	-	-	2.32	2.32	5.96	-	-	10.60 (3.50-12.00)	2.54 (0.25-3.25)	4.18	7.0	4.4	A+
	7	7	22	-	-	2.06	2.06	6.48	-	-	10.60 (3.50-12.00)	2.54 (0.25-3.25)	4.18	7.0	4.4	A+
	7	7	24	-	-	1.95	1.95	6.70	-	-	10.60 (3.50-12.00)	2.54 (0.25-3.25)	4.18	7.0	4.4	A+
	7	9	12	-	-	2.40	3.00	4.20	-	-	9.60 (3.50-11.20)	2.25 (0.25-2.87)	4.26	6.5	4.5	A+
	7	9	14	-	-	2.40	3.00	4.80	-	-	10.20 (3.50-12.00)	2.42 (0.25-3.25)	4.21	6.8	4.4	A+
	7	9	18	-	-	2.18	2.81	5.61	-	-	10.60 (3.50-12.00)	2.54 (0.25-3.25)	4.18	7.0	4.4	A+
	7	9	22	-	-	1.95	2.51	6.14	-	-	10.60 (3.50-12.00)	2.54 (0.25-3.25)	4.18	7.0	4.4	A+
	7	9	24	-	-	1.85	2.39	6.36	-	-	10.60 (3.50-12.00)	2.54 (0.25-3.25)	4.18	7.0	4.4	A+
	7	12	12	-	-	2.40	4.10	4.10	-	-	10.60 (3.50-12.00)	2.54 (0.25-3.25)	4.18	7.0	4.4	A+
	7	12	14	-	-	2.25	3.85	4.50	-	-	10.60 (3.50-12.00)	2.54 (0.25-3.25)	4.18	7.0	4.4	A+
	7	12	18	-	-	2.00	3.44	5.16	-	-	10.60 (3.50-12.00)	2.54 (0.25-3.25)	4.18	7.0	4.4	A+
	7	12	22	-	-	1.81	3.10	5.69	-	-	10.60 (3.50-12.00)	2.54 (0.25-3.25)	4.18	7.0	4.4	A+
	7	12	24	-	-	1.72	2.96	5.92	-	-	10.60 (3.50-12.00)	2.54 (0.25-3.25)	4.18	7.0	4.4	A+
	7	14	14	-	-	2.12	4.24	4.24	-	-	10.60 (3.50-12.00)	2.54 (0.25-3.25)	4.18	7.0	4.4	A+
	7	14	18	-	-	1.90	3.81	4.89	-	-	10.60 (3.50-12.00)	2.54 (0.25-3.25)	4.18	7.0	4.4	A+
	7	14	22	-	-	1.73	3.45	5.42	-	-	10.60 (3.50-12.00)	2.54 (0.25-3.25)	4.18	7.0	4.4	A+
	7	14	24	-	-	1.65	3.30	5.65	-	-	10.60 (3.50-12.00)	2.54 (0.25-3.25)	4.18	7.0	4.4	A+
	7	18	18	-	-	1.72	4.44	4.44	-	-	10.60 (3.50-12.00)	2.54 (0.25-3.25)	4.18	7.0	4.4	A+
	7	18	22	-	-	1.58	4.06	4.96	-	-	10.60 (3.50-12.00)	2.54 (0.25-3.25)	4.18	7.0	4.4	A+
	7	18	24	-	-	1.51	3.89	5.20	-	-	10.60 (3.50-12.00)	2.54 (0.25-3.25)	4.18	7.0	4.4	A+
	9	9	9	-	-	3.00	3.00	3.00	-	-	9.00 (3.50-10.80)	2.09 (0.25-2.70)	4.31	6.0	4.5	A+
	9	9	12	-	-	3.00	3.00	4.20	-	-	10.20 (3.50-12.00)	2.42 (0.25-3.25)	4.21	6.8	4.4	A+
	9	9	14	-	-	2.98	2.98	4.64	-	-	10.60 (3.50-12.00)	2.54 (0.25-3.25)	4.18	7.0	4.4	A+
	9	9	18	-	-	2.65	2.65	5.30	-	-	10.60 (3.50-12.00)	2.54 (0.25-3.25)	4.18	7.0	4.4	A+
	9	9	22	-	-	2.39	2.39	5.82	-	-	10.60 (3.50-12.00)	2.54 (0.25-3.25)	4.18	7.0	4.4	A+
	9	9	24	-	-	2.27	2.27	6.06	-	-	10.60 (3.50-12.00)	2.54 (0.25-3.25)	4.18	7.0	4.4	A+
	9	12	12	-	-	2.90	3.85	3.85	-	-	10.60 (3.50-12.00)	2.54 (0.25-3.25)	4.18	7.0	4.4	A+
	9	12	14	-	-	2.73	3.63	4.24	-	-	10.60 (3.50-12.00)	2.54 (0.25-3.25)	4.18	7.0	4.4	A+
	9	12	18	-	-	2.45	3.26	4.89	-	-	10.60 (3.50-12.00)	2.54 (0.25-3.25)	4.18	7.0	4.4	A+
	9	12	22	-	-	2.22	2.96	5.42	-	-	10.60 (3.50-12.00)	2.54 (0.25-3.25)	4.18	7.0	4.4	A+
	9	12	24	-	-	2.12	2.83	5.65	-	-	10.60 (3.50-12.00)	2.54 (0.25-3.25)	4.18	7.0	4.4	A+
	9	14	14	-	-	2.58	4.01	4.01	-	-	10.60 (3.50-12.00)	2.54 (0.25-3.25)	4.18	7.0	4.4	A+
	9	14	18	-	-	2.33	3.62	4.65	-	-	10.60 (3.50-12.00)	2.54 (0.25-3.25)	4.18	7.0	4.4	A+
	9	14	22	-	-	2.12	3.30	5.18	-	-	10.60 (3.50-12.00)	2.54 (0.25-3.25)	4.18	7.0	4.4	A+
	9	14	24	-	-	2.03	3.16	5.41	-	-	10.60 (3.50-12.00)	2.54 (0.25-3.25)	4.18	7.0	4.4	A+
	9	18	18	-	-	2.12	4.24	4.24	-	-	10.60 (3.50-12.00)	2.54 (0.25-3.25)	4.18	7.0	4.4	A+
	9	18	22	-	-	1.95	3.89	4.76	-	-	10.60 (3.50-12.00)	2.54 (0.25-3.25)	4.18	7.0	4.4	A+
	9	18	24	-	-	1.87	3.74	4.99	-	-	10.60 (3.50-12.00)	2.54 (0.25-3.25)	4.18	7.0	4.4	A+
	12	12	12	-	-	3.53	3.53	3.53	-	-	10.60 (3.50-12.00)	2.54 (0.25-3.25)	4.18	7.0	4.4	A+
	12	12	14	-	-	3.35	3.35	3.90	-	-	10.60 (3.50-12.00)	2.54 (0.25-3.25)	4.18	7.0	4.4	A+
	12	12	18	-	-	3.03	3.03	4.54	-	-	10.60 (3.50-12.00)	2.54 (0.25-3.25)	4.18	7.0	4.4	A+
	12	12	22	-	-	2.77	2.77	5.06	-	-	10.60 (3.50-12.00)	2.54 (0.25-3.25)	4.18	7.0	4.4	A+
	12	12	24	-	-	2.65	2.65	5.30	-	-	10.60 (3.50-12.00)	2.54 (0.25-3.25)	4.18	7.0	4.4	A+
	12	14	14	-	-	3.18	3.71	3.71	-	-	10.60 (3.50-12.00)	2.54 (0.25-3.25)	4.18	7.0	4.4	A+
	12	14	18	-	-	2.89	3.37	4.34	-	-	10.60 (3.50-12.00)	2.54 (0.25-3.25)	4.18	7.0	4.4	A+
	12	14	22	-	-	2.65	3.09	4.86	-	-	10.60 (3.50-12.00)	2.54 (0.25-3.25)	4.18	7.0	4.4	A+
	12	14	24	-	-	2.54	2.97	5.09	-	-	10.60 (3.50-12.00)	2.54 (0.25-3.25)	4.18	7.0	4.4	A+
	12	18	18	-	-	2.64	3.98	3.98	-	-	10.60 (3.50-12.00)	2.54 (0.25-3.25)	4.18	7.0	4.4	A+
	12	18	22	-	-	2.45	3.67	4.48	-	-	10.60 (3.50-12.00)	2.54 (0.25-3.25)	4.18	7.0	4.4	A+
	12	18	24	-	-	2.36	3.53	4.71	-	-	10.60 (3.50-12.00)	2.54 (0.25-3.25)	4.18	7.0	4.4	A+
	14	14	14	-	-	3.53	3.53	3.53	-	-	10.60 (3.50-12.00)	2.54 (0.25-3.25)	4.18	7.0	4.4	A+
	14	14	18	-	-	3.23	3.23	4.14	-	-	10.60 (3.50-12.00)	2.54 (0.25-3.25)	4.18	7.0	4.4	A+
	14	14	22	-	-	2.97	2.97	4.66	-	-	10.60 (3.50-12.00)	2.54 (0.25-3.25)	4.18	7.0	4.4	A+
	14	14	24	-	-	2.85	2.85	4.90	-	-	10.60 (3.50-12.00)	2.54 (0.25-3.25)	4.18	7.0	4.4	A+
	14	18	18	-	-	2.96	3.82	3.82	-	-	10.60 (3.50-12.00)	2.54 (0.25-3.25)	4.18	7.0	4.4	A+
	18	18	18	-	-	3.53	3.53	3.53	-	-	10.60 (3.50-12.00)	2.54 (0.25-3.25)	4.18	7.0	4.4	A+
4-unit connection	5	5	5	12	-	1.67	1.67	1.67	4.00	-	9.00 (3.50-10.80)	2.21 (0.25-2.84)	4.07	6.5	4.3	A++
	5	5	5	14	-	1.66	1.66	1.66	4.63	-	9.60 (3.50-11.60)	2.31 (0.25-3.12)	4.16	6.8	4.2	A++
	5	5	5	18	-	1.61	1.61	1.61	5.78	-	10.60 (3.50-12.00)	2.45 (0.25-3.26)	4.32	7.0	4.2	A++
	5	5	5	22	-	1.43	1.43	1.43	6.30	-	10.60 (3.50-12.00)	2.45 (0.25-3.26)	4.32	7.0	4.2	A++
	5	5	5	24	-	1.36	1.36	1.36	6.52	-	10.60 (3.50-12.00)	2.45 (0.25-3.26)	4.32	7.0	4.2	A++
	5	5	7	12	-	1.66	1.66	2.32	3.97	-	9.60 (3.50-11.60)	2.31 (0.25-3.12)	4.16	6.8	4.2	A++
	5	5	7	14	-	1.71	1.71	2.39	4.79	-	10.60 (3.50-12.00)	2.40 (0.25-3.26)	4.41	7.0	4.2	A++
	5	5	7	18	-	1.51	1.51	2.12	5.45	-	10.60 (3.50-12.00)	2.45 (0.25-3.26)	4.32	7.0	4.2	A++
	5	5	7	22	-	1.36	1.36	1.90	5.98	-	10.60 (3.50-12.00)	2.45 (0.25-3.26)	4.32	7.0	4.2	A++
	5	5	7	24	-	1.29	1.29	1.81	6.20	-	10.60 (3.50-12.00)	2.45 (0.25-3.26)	4.32	7.0	4.2	A++
	5	5	9	9	-	1.71	1.71	3.09	3.09	-	9.60 (3.50-11.20)	2.26 (0.25-2.96)	4.25	6.5	4.3	A++
	5	5	9	12	-	1.71	1.71	3.08	4.10	-	10.60 (3.50-12.00)	2.40 (0.25-3.26)	4.41	7.0	4.2	A++
	5	5	9	14	-	1.61	1.61	2.89	4.50	-	10.60 (3.50-12.00)	2.45 (0.25-3.26)	4.32	7.0	4.2	A++
	5	5	9	18	-	1.43	1.43	2.58	5.16	-	10.60 (3.50-12.00)	2.45 (0.25-3.26)	4.32	7.0	4.2	A++
	5	5	9	22	-	1.29	1.29	2.33	5.69	-	10.60 (3.50-12.00)	2.45 (0.25-3.26)	4.32	7.0	4.2	A++
	5	5	9	24	-	1.23	1.23	2.22	5.92	-	10.60 (3.50-12.00)	2.45 (0.25-3.26)	4.32	7.0	4.2	A++
	5	5	12	12	-	1.56	1.56	3.74	3.74	-	10.60 (3.50-12.00)	2.45 (0.25-3.26)	4.32	7.0	4.2	A++
	5	5	12	14	-	1.47	1.47	3.53	4.12	-	10.60 (3.50-12.00)	2.45 (0.25-3.26)	4.32	7.0	4.2	A++

5-unit Multi-split heating

AOEG36KBTA5	Combination of Indoor Units					Heating Operation										
						Heating Capacity						Input Power (Min. - Max.)	COP	Seasonal Data		
						Unit 1	Unit 2	Unit 3	Unit 4	Unit 5	Total Capacity (Min. - Max.)			Pdesign	SCOP	Energy efficiency
						kW	kW	kW	kW	kW	kW	kW		kW		
4-unit connection	5	5	12	18	-	1.33	1.33	3.18	4.77	-	10.60 (3.50-12.00)	2.45 (0.25-3.26)	4.32	7.0	4.2	A++
	5	5	12	22	-	1.20	1.20	2.89	5.30	-	10.60 (3.50-12.00)	2.45 (0.25-3.26)	4.32	7.0	4.2	A++
	5	5	12	24	-	1.15	1.15	2.77	5.53	-	10.60 (3.50-12.00)	2.45 (0.25-3.26)	4.32	7.0	4.2	A++
	5	5	14	14	-	1.39	1.39	3.91	3.91	-	10.60 (3.50-12.00)	2.45 (0.25-3.26)	4.32	7.0	4.2	A++
	5	5	14	18	-	1.26	1.26	3.53	4.54	-	10.60 (3.50-12.00)	2.45 (0.25-3.26)	4.32	7.0	4.2	A++
	5	5	14	22	-	1.15	1.15	3.23	5.07	-	10.60 (3.50-12.00)	2.45 (0.25-3.26)	4.32	7.0	4.2	A++
	5	5	14	24	-	1.10	1.10	3.09	5.30	-	10.60 (3.50-12.00)	2.45 (0.25-3.26)	4.32	7.0	4.2	A++
	5	5	18	18	-	1.15	1.15	4.15	4.15	-	10.60 (3.50-12.00)	2.45 (0.25-3.26)	4.32	7.0	4.2	A++
	5	5	18	22	-	1.06	1.06	3.82	4.66	-	10.60 (3.50-12.00)	2.45 (0.25-3.26)	4.32	7.0	4.2	A++
	5	5	18	24	-	1.02	1.02	3.67	4.89	-	10.60 (3.50-12.00)	2.45 (0.25-3.26)	4.32	7.0	4.2	A++
	5	7	7	9	-	1.71	2.40	2.40	3.09	-	9.60 (3.50-11.20)	2.26 (0.25-2.96)	4.25	7.0	4.2	A++
	5	7	7	12	-	1.71	2.39	2.39	4.10	-	10.60 (3.50-12.00)	2.40 (0.25-3.26)	4.41	7.0	4.2	A++
	5	7	7	14	-	1.61	2.25	2.25	4.50	-	10.60 (3.50-12.00)	2.45 (0.25-3.26)	4.32	7.0	4.2	A++
	5	7	7	18	-	1.43	2.01	2.01	5.16	-	10.60 (3.50-12.00)	2.45 (0.25-3.26)	4.32	7.0	4.2	A++
	5	7	7	22	-	1.29	1.81	1.81	5.69	-	10.60 (3.50-12.00)	2.45 (0.25-3.26)	4.32	7.0	4.2	A++
	5	7	7	24	-	1.23	1.73	1.73	5.92	-	10.60 (3.50-12.00)	2.45 (0.25-3.26)	4.32	6.8	4.2	A++
	5	7	9	9	-	1.70	2.38	3.06	3.06	-	10.20 (3.50-12.00)	2.34 (0.25-3.26)	4.35	7.0	4.2	A++
	5	7	9	12	-	1.61	2.25	2.89	3.85	-	10.60 (3.50-12.00)	2.45 (0.25-3.26)	4.32	7.0	4.2	A++
	5	7	9	14	-	1.51	2.12	2.73	4.24	-	10.60 (3.50-12.00)	2.45 (0.25-3.26)	4.32	7.0	4.2	A++
	5	7	9	18	-	1.36	1.90	2.45	4.89	-	10.60 (3.50-12.00)	2.45 (0.25-3.26)	4.32	7.0	4.2	A++
	5	7	9	22	-	1.23	1.73	2.22	5.42	-	10.60 (3.50-12.00)	2.45 (0.25-3.26)	4.32	7.0	4.2	A++
	5	7	9	24	-	1.18	1.65	2.12	5.65	-	10.60 (3.50-12.00)	2.45 (0.25-3.26)	4.32	7.0	4.2	A++
	5	7	12	12	-	1.47	2.06	3.53	3.53	-	10.60 (3.50-12.00)	2.45 (0.25-3.26)	4.32	7.0	4.2	A++
	5	7	12	14	-	1.39	1.95	3.35	3.91	-	10.60 (3.50-12.00)	2.45 (0.25-3.26)	4.32	7.0	4.2	A++
	5	7	12	18	-	1.26	1.77	3.03	4.54	-	10.60 (3.50-12.00)	2.45 (0.25-3.26)	4.32	7.0	4.2	A++
	5	7	12	22	-	1.15	1.61	2.77	5.07	-	10.60 (3.50-12.00)	2.45 (0.25-3.26)	4.32	7.0	4.2	A++
	5	7	12	24	-	1.10	1.55	2.65	5.30	-	10.60 (3.50-12.00)	2.45 (0.25-3.26)	4.32	7.0	4.2	A++
	5	7	14	14	-	1.33	1.86	3.71	3.71	-	10.60 (3.50-12.00)	2.45 (0.25-3.26)	4.32	7.0	4.2	A++
	5	7	14	18	-	1.20	1.69	3.37	4.34	-	10.60 (3.50-12.00)	2.45 (0.25-3.26)	4.32	7.0	4.2	A++
	5	7	14	22	-	1.10	1.55	3.09	4.86	-	10.60 (3.50-12.00)	2.45 (0.25-3.26)	4.32	7.0	4.2	A++
	5	7	14	24	-	1.06	1.48	2.97	5.09	-	10.60 (3.50-12.00)	2.45 (0.25-3.26)	4.32	7.0	4.2	A++
	5	7	18	18	-	1.10	1.55	3.98	3.98	-	10.60 (3.50-12.00)	2.45 (0.25-3.26)	4.32	7.0	4.2	A++
	5	7	18	22	-	1.02	1.43	3.67	4.48	-	10.60 (3.50-12.00)	2.45 (0.25-3.26)	4.32	7.0	4.2	A++
	5	7	18	24	-	0.98	1.37	3.53	4.71	-	10.60 (3.50-12.00)	2.45 (0.25-3.26)	4.32	7.0	4.2	A++
	5	9	9	9	-	1.66	2.98	2.98	2.98	-	10.60 (3.50-12.00)	2.45 (0.25-3.26)	4.32	7.0	4.2	A++
	5	9	9	12	-	1.51	2.73	2.73	3.63	-	10.60 (3.50-12.00)	2.45 (0.25-3.26)	4.32	7.0	4.2	A++
	5	9	9	14	-	1.43	2.58	2.58	4.01	-	10.60 (3.50-12.00)	2.45 (0.25-3.26)	4.32	7.0	4.2	A++
	5	9	9	18	-	1.29	2.33	2.33	4.65	-	10.60 (3.50-12.00)	2.45 (0.25-3.26)	4.32	7.0	4.2	A++
	5	9	9	22	-	1.18	2.12	2.12	5.18	-	10.60 (3.50-12.00)	2.45 (0.25-3.26)	4.32	7.0	4.2	A++
	5	9	9	24	-	1.13	2.03	2.03	5.41	-	10.60 (3.50-12.00)	2.45 (0.25-3.26)	4.32	7.0	4.2	A++
	5	9	12	12	-	1.39	2.51	3.35	3.35	-	10.60 (3.50-12.00)	2.45 (0.25-3.26)	4.32	7.0	4.2	A++
	5	9	12	14	-	1.33	2.39	3.18	3.71	-	10.60 (3.50-12.00)	2.45 (0.25-3.26)	4.32	7.0	4.2	A++
	5	9	12	18	-	1.20	2.17	2.89	4.34	-	10.60 (3.50-12.00)	2.45 (0.25-3.26)	4.32	7.0	4.2	A++
	5	9	12	22	-	1.10	1.99	2.65	4.86	-	10.60 (3.50-12.00)	2.45 (0.25-3.26)	4.32	7.0	4.2	A++
	5	9	12	24	-	1.06	1.91	2.54	5.09	-	10.60 (3.50-12.00)	2.45 (0.25-3.26)	4.32	7.0	4.2	A++
	5	9	14	14	-	1.26	2.27	3.53	3.53	-	10.60 (3.50-12.00)	2.45 (0.25-3.26)	4.32	7.0	4.2	A++
	5

5-unit Multi-Split Combination Table–Heating

The data in the table below shows the performance of various combinations of indoor and outdoor units of different capacities, using the most efficient type of indoor unit.
These values should not be interpreted as official declarations for tax incentives or other certifications.
For more information on specific types of indoor and outdoor unit combinations, please refer to the Design & Technical Manual.

REFRIGERANT R32

5-unit Multi-split heating

AOEG36KBTA5	Combination of Indoor Units					Heating Operation										
						Heating Capacity						Input Power (Min. - Max.)	COP	Seasonal Data		
						Unit 1	Unit 2	Unit 3	Unit 4	Unit 5	Total Capacity (Min. - Max.)			Pdesign	SCOP	Energy efficiency
						kW	kW	kW	kW	kW	kW	kW		kW		
4-unit connection	9	9	12	14	-	2.17	2.17	2.89	3.37	-	10.60 (3.50-12.00)	2.44 (0.25-3.25)	4.34	7.0	4.5	A+
	9	9	12	18	-	1.99	1.99	2.64	3.98	-	10.60 (3.50-12.00)	2.44 (0.25-3.25)	4.34	7.0	4.5	A+
	9	9	12	22	-	1.83	1.83	2.45	4.49	-	10.60 (3.50-12.00)	2.44 (0.25-3.25)	4.34	7.0	4.5	A+
	9	9	12	24	-	1.77	1.77	2.35	4.71	-	10.60 (3.50-12.00)	2.44 (0.25-3.25)	4.34	7.0	4.5	A+
	9	9	14	14	-	2.07	2.07	3.23	3.23	-	10.60 (3.50-12.00)	2.44 (0.25-3.25)	4.34	7.0	4.5	A+
	9	9	14	18	-	1.91	1.91	2.96	3.82	-	10.60 (3.50-12.00)	2.44 (0.25-3.25)	4.34	7.0	4.5	A+
	9	9	18	18	-	1.77	1.77	3.53	3.53	-	10.60 (3.50-12.00)	2.44 (0.25-3.25)	4.34	7.0	4.5	A+
	9	12	12	12	-	2.11	2.83	2.83	2.83	-	10.60 (3.50-12.00)	2.44 (0.25-3.25)	4.34	7.0	4.5	A+
	9	12	12	14	-	2.02	2.71	2.71	3.16	-	10.60 (3.50-12.00)	2.44 (0.25-3.25)	4.34	7.0	4.5	A+
	9	12	12	18	-	1.87	2.49	2.49	3.75	-	10.60 (3.50-12.00)	2.44 (0.25-3.25)	4.34	7.0	4.5	A+
	9	12	14	14	-	1.94	2.60	3.03	3.03	-	10.60 (3.50-12.00)	2.44 (0.25-3.25)	4.34	7.0	4.5	A+
	9	12	14	18	-	1.80	2.40	2.80	3.60	-	10.60 (3.50-12.00)	2.44 (0.25-3.25)	4.34	7.0	4.5	A+
	9	14	14	14	-	1.87	2.91	2.91	2.91	-	10.60 (3.50-12.00)	2.44 (0.25-3.25)	4.34	7.0	4.5	A+
	12	12	12	12	-	2.65	2.65	2.65	2.65	-	10.60 (3.50-12.00)	2.44 (0.25-3.25)	4.34	7.0	4.5	A+
	12	12	12	14	-	2.54	2.54	2.54	2.98	-	10.60 (3.50-12.00)	2.44 (0.25-3.25)	4.34	7.0	4.5	A+
	12	12	12	18	-	2.36	2.36	2.36	3.52	-	10.60 (3.50-12.00)	2.44 (0.25-3.25)	4.34	7.0	4.5	A+
	12	12	14	14	-	2.45	2.45	2.85	2.85	-	10.60 (3.50-12.00)	2.44 (0.25-3.25)	4.34	7.0	4.5	A+
	12	14	14	14	-	2.35	2.75	2.75	2.75	-	10.60 (3.50-12.00)	2.44 (0.25-3.25)	4.34	7.0	4.5	A+
	5	5	5	5	7	1.39	1.39	1.39	1.39	1.94	7.50 (3.50-10.80)	1.98 (0.25-2.84)	3.78	6.8	4.3	A++
	5	5	5	5	9	1.38	1.38	1.38	1.38	2.48	8.00 (3.50-11.60)	2.08 (0.25-3.12)	3.85	7.0	4.3	A++
	5	5	5	5	12	1.41	1.41	1.41	1.41	3.38	9.00 (3.50-12.00)	2.37 (0.25-3.26)	3.80	7.0	4.3	A++
	5	5	5	5	14	1.40	1.40	1.40	1.40	3.91	9.50 (3.50-12.00)	2.37 (0.25-3.26)	4.01	7.0	4.3	A++
	5	5	5	5	18	1.25	1.25	1.25	1.25	4.50	9.50 (3.50-12.00)	2.37 (0.25-3.26)	4.01	7.0	4.3	A++
	5	5	5	5	22	1.13	1.13	1.13	1.13	4.98	9.50 (3.50-12.00)	2.37 (0.25-3.26)	4.01	7.0	4.3	A++
	5	5	5	5	24	1.08	1.08	1.08	1.08	5.18	9.50 (3.50-12.00)	2.37 (0.25-3.26)	4.01	6.8	4.3	A++
	5	5	5	7	7	1.38	1.38	1.38	1.93	1.93	8.00 (3.50-11.60)	2.08 (0.25-3.12)	3.85	7.0	4.3	A++
	5	5	5	7	9	1.45	1.45	1.45	2.03	2.61	9.00 (3.50-12.00)	2.18 (0.25-3.26)	4.14	7.0	4.3	A++
	5	5	5	7	12	1.40	1.40	1.40	1.96	3.35	9.50 (3.50-12.00)	2.37 (0.25-3.26)	4.01	7.0	4.3	A++
	5	5	5	7	14	1.32	1.32	1.32	1.85	3.69	9.50 (3.50-12.00)	2.37 (0.25-3.26)	4.01	7.0	4.3	A++
	5	5	5	7	18	1.19	1.19	1.19	1.66	4.28	9.50 (3.50-12.00)	2.37 (0.25-3.26)	4.01	7.0	4.3	A++
	5	5	5	7	22	1.08	1.08	1.08	1.51	4.75	9.50 (3.50-12.00)	2.37 (0.25-3.26)	4.01	7.0	4.3	A++
	5	5	5	7	24	1.03	1.03	1.03	1.45	4.96	9.50 (3.50-12.00)	2.37 (0.25-3.26)	4.01	7.0	4.3	A++
	5	5	5	9	9	1.44	1.44	1.44	2.59	2.59	9.50 (3.50-12.00)	2.37 (0.25-3.26)	4.01	7.0	4.3	A++
	5	5	5	9	12	1.32	1.32	1.32	2.38	3.17	9.50 (3.50-12.00)	2.37 (0.25-3.26)	4.01	7.0	4.3	A++
	5	5	5	9	14	1.25	1.25	1.25	2.25	3.50	9.50 (3.50-12.00)	2.37 (0.25-3.26)	4.01	7.0	4.3	A++
	5	5	5	9	18	1.13	1.13	1.13	2.04	4.07	9.50 (3.50-12.00)	2.37 (0.25-3.26)	4.01	7.0	4.3	A++
	5	5	5	9	22	1.03	1.03	1.03	1.86	4.54	9.50 (3.50-12.00)	2.37 (0.25-3.26)	4.01	7.0	4.3	A++
	5	5	5	9	24	0.99	0.99	0.99	1.78	4.75	9.50 (3.50-12.00)	2.37 (0.25-3.26)	4.01	7.0	4.3	A++
	5	5	5	12	12	1.22	1.22	1.22	2.92	2.92	9.50 (3.50-12.00)	2.37 (0.25-3.26)	4.01	7.0	4.3	A++
	5	5	5	12	14	1.16	1.16	1.16	2.78	3.24	9.50 (3.50-12.00)	2.37 (0.25-3.26)	4.01	7.0	4.3	A++
	5	5	5	12	18	1.06	1.06	1.06	2.53	3.80	9.50 (3.50-12.00)	2.37 (0.25-3.26)	4.01	7.0	4.3	A++
	5	5	5	12	22	0.97	0.97	0.97	2.33	4.27	9.50 (3.50-12.00)	2.37 (0.25-3.26)	4.01	7.0	4.3	A++
	5	5	5	12	24	0.93	0.93	0.93	2.24	4.47	9.50 (3.50-12.00)	2.37 (0.25-3.26)	4.01	7.0	4.3	A++
	5	5	5	14	14	1.10	1.10	1.10	3.09	3.09	9.50 (3.50-12.00)	2.37 (0.25-3.26)	4.01	7.0	4.3	A++
	5	5	5	14	18	1.01	1.01	1.01	2.83	3.64	9.50 (3.50-12.00)	2.37 (0.25-3.26)	4.01	7.0	4.3	A++
	5	5	5	14	22	0.93	0.93	0.93	2.61	4.10	9.50 (3.50-12.00)	2.37 (0.25-3.26)	4.01	7.0	4.3	A++
	5	5	5	14	24	0.90	0.90	0.90	2.51	4.30	9.50 (3.50-12.00)	2.37 (0.25-3.26)	4.01	7.0	4.3	A++
	5	5	5	18	18	0.93	0.93	0.93	3.35	3.35	9.50 (3.50-12.00)	2.37 (0.25-3.26)	4.01	7.0	4.2	A++
	5	5	7	7	7	1.45	1.45	2.03	2.03	2.03	9.00 (3.50-12.00)	2.18 (0.25-3.26)	4.14	7.0	4.3	A++
	5	5	7	7	9	1.44	1.44	2.02	2.02	2.59	9.50 (3.50-12.00)	2.37 (0.25-3.26)	4.01	7.0	4.3	A++
	5	5	7	7	12	1.32	1.32	1.85	1.85	3.17	9.50 (3.50-12.00)	2.37 (0.25-3.26)	4.01	7.0	4.3	A++
	5	5	7	7	14	1.25	1.25	1.75	1.75	3.50	9.50 (3.50-12.00)	2.37 (0.25-3.26)	4.01	7.0	4.3	A++
	5	5	7	7	18	1.13	1.13	1.58	1.58	4.07	9.50 (3.50-12.00)	2.37 (0.25-3.26)	4.01	7.0	4.3	A++
	5	5	7	7	22	1.03	1.03	1.45	1.45	4.54	9.50 (3.50-12.00)	2.37 (0.25-3.26)	4.01	7.0	4.3	A++
	5	5	7	7	24	0.99	0.99	1.39	1.39	4.75	9.50 (3.50-12.00)	2.37 (0.25-3.26)	4.01	7.0	4.3	A++
	5	5	7	9	9	1.36	1.36	1.90	2.44	2.44	9.50 (3.50-12.00)	2.37 (0.25-3.26)	4.01	7.0	4.3	A++
	5	5	7	9	12	1.25	1.25	1.75	2.25	3.00	9.50 (3.50-12.00)	2.37 (0.25-3.26)	4.01	7.0	4.3	A++
	5	5	7	9	14	1.19	1.19	1.66	2.14	3.33	9.50 (3.50-12.00)	2.37 (0.25-3.26)	4.01	7.0	4.3	A++
	5	5	7	9	18	1.08	1.08	1.51	1.94	3.89	9.50 (3.50-12.00)	2.37 (0.25-3.26)	4.01	7.0	4.3	A++
	5	5	7	9	22	0.99	0.99	1.39	1.78	4.35	9.50 (3.50-12.00)	2.37 (0.25-3.26)	4.01	7.0	4.3	A++
	5	5	7	9	24	0.95	0.95	1.33	1.71	4.56	9.50 (3.50-12.00)	2.37 (0.25-3.26)	4.01	7.0	4.3	A++
	5	5	7	12	12	1.16	1.16	1.62	2.78	2.78	9.50 (3.50-12.00)	2.37 (0.25-3.26)	4.01	7.0	4.3	A++
	5	5	7	12	14	1.10	1.10	1.55	2.65	3.09	9.50 (3.50-12.00)	2.37 (0.25-3.26)	4.01	7.0	4.3	A++
	5	5	7	12	18	1.01	1.01	1.41	2.43	3.64	9.50 (3.50-12.00)	2.37 (0.25-3.26)	4.01	7.0	4.3	A++
	5	5	7	12	22	0.93	0.93	1.30	2.24	4.10	9.50 (3.50-12.00)	2.37 (0.25-3.26)	4.01	7.0	4.3	A++
	5	5	7	12	24	0.90	0.90	1.25	2.15	4.30	9.50 (3.50-12.00)	2.37 (0.25-3.26)	4.01	7.0	4.3	A++
	5	5	7	14	14	1.06	1.06	1.48	2.96	2.96	9.50 (3.50-12.00)	2.37 (0.25-3.26)	4.01	7.0	4.3	A++
	5	5	7	14	18	0.97	0.97	1.36	2.71	3.49	9.50 (3.50-12.00)	2.37 (0.25-3.26)	4.01	7.0	4.3	A++
	5	5	7	14	22	0.90	0.90	1.25	2.51	3.94	9.50 (3.50-12.00)	2.37 (0.25-3.26)	4.01	7.0	4.3	A++
	5	5	7	18	18	0.90	0.90	1.25	3.23	3.23	9.50 (3.50-12.00)	2.37 (0.25-3.26)	4.01	7.0	4.3	A++
	5	5	9	9	9	1.28	1.28	2.31	2.31	2.31	9.50 (3.50-12.00)	2.37 (0.25-3.26)	4.01	7.0	4.3	A++
	5	5	9	9	12	1.19	1.19	2.14	2.14	2.85	9.50 (3.50-12.00)	2.37 (0.25-3.26)	4.01	7.0	4.3	A++
	5	5	9	9	14	1.13	1.13	2.04	2.04	3.17	9.50 (3.50-12.00)	2.37 (0.25-3.26)	4.01	7.0	4.3	A++
	5	5	9	9	18	1.03	1.03	1.86	1.86	3.72	9.50 (3.50-12.00)	2.37 (0.25-3.26)	4.01	7.0	4.3	A++
	5	5	9	9	22	0.95	0.95	1.71	1.71	4.18	9.50 (3.50-12.00)	2.37 (0.25-3.26)	4.01	7.0	4.3	A++
	5	5	9	9	24	0.91	0.91	1.64	1.64	4.38	9.50 (3.50-12.00)	2.37 (0.25-3.26)	4.01	7.0	4.3	A++
	5	5	9	12	12	1.10	1.10	1.99	2.65	2.65	9.50 (3.50-12.00)	2.37 (0.25-3.26)	4.01	7.0	4.3	A++
	5	5	9	12	14	1.06	1.06	1.90	2.53	2.96	9.50 (3.50-12.00)	2.37 (0.25-3.26)	4.01	7.0	4.3	A++
	5	5	9	12	18	0.97	0.97	1.74	2.33	3.49	9.50 (3.50-12.00)	2.37 (0.25-3.26)	4.01	7.0	4.3	A++
	5	5	9	12	22	0.90	0.90	1.61	2.15	3.94	9.50 (3.50-12.00)	2.37 (0.25-3.26)	4.01	7.0	4.3	A++
	5	5	9	14	14	1.01	1.01	1.82	2.83	2.83	9.50 (3.50-12.00)	2.37 (0.25-3.26)	4.01	7.0	4.3	A++
	5	5	9	14	18	0.93	0.93	1.68	2.61	3.35	9.50 (3.50-12.00)	2.37 (0.25-3.26)	4.01	7.0	4.3	A++
	5	5	12	12	12	1.03	1.03	2.48	2.48	2.48	9.50 (3.50-12.00)	2.37 (0.25-3.26)	4.01	7.0	4.3	A++
	5	5	12	12	14	0.99	0.99	2.38	2.38	2.77	9.50 (3.50-12.00)	2.37 (0.25-3.26)	4.01	7.0	4.3	A++
	5	5	12	12	18	0.91	0.91	2.19	2.19	3.29	9.50 (3.50-12.00)	2.37 (0.25-3.26)	4.01	7.0	4.3	A++
	5	5	12	14	14	0.95	0.95	2.28	2.66	2.66	9.50 (3.50-12.00)	2.37 (0.25-3.26)	4.01	7.0	4.3	A++
	5	5	12	14	18	0.88	0.88	2.11	2.46	3.17	9.50 (3.50-12.00)	2.37 (0.25-3.26)	4.01	7.0	4.3	A++
	5	5	14	14	14	0.91	0.91	2.56	2.56	2.56	9.50 (3.50-12.00)	2.37 (0.25-3.26)	4.01	7.0	4.3	A++
	5	7	7	7	7	1.44	2.02	2.02	2.02	2.02	9.50 (3.50-12.00)	2.37 (0.25-3.26)	4.01	7.0	4.3	A++
	5	7	7	7	9	1.36	1.90	1.90	1.90	2.44	9.50 (3.50-12.00)	2.37 (0.25-3.26)	4.01	7.0	4.3	A++
	5	7	7	7	12	1.25	1.75	1.75	1.75	3.00	9.50 (3.50-12.00)	2.37 (0.25-3.26)	4.01	7.0	4.3	A++
	5	7	7	7	14	1.19	1.66	1.66	1.66	3.33	9.50 (3.50-12.00)	2.37 (0.25-3.26)	4.01	7.0	4.3	A++
	5	7	7	7	18	1.08	1.51	1.51	1.51	3.89	9.50 (3.50-12.00)	2.37 (0.25-3.26)	4.01	7.0	4.3	A++
	5	7	7	7	22	0.99	1.39	1.39	1.39	4.35	9.50 (3.50-12.00)	2.37 (0.25-3.26)	4.01	7.0	4.3	A++
	5	7	7	7	24	0.95	1.33	1.33	1.33	4.56	9.50 (3.50-12.00)	2.37 (0.25-3.26)	4.01	7.0	4.3	A++
	5	7	7	9	9	1.28	1.80	1.80	2.31	2.31	9.50 (3.50-12.00)	2.37 (0.25-3.26)	4.01	7.0	4.3	A++
	5	7	7	9	12	1.19	1.66	1.66	2.14	2.85	9.50 (3.50-12.00)	2.37 (0.25-3.26)	4.01	7.0	4.3	A++
	5	7	7	9	14	1.13	1.58	1.58	2.04	3.17	9.50 (3.50-12.00)	2.37 (0.25-3.26)	4.01	7.0	4.3	A++
	5	7	7	9	18	1.03	1.45	1.45	1.86	3.72	9.50 (3.50-12.00)	2.37 (0.25-3.26)	4.01	7.0	4.3	A++
	5	7	7	9	22	0.95	1.33	1.33	1.71	4.18	9.50 (3.50-12.00)	2.37 (0.25-3.26)	4.01	7.0	4.3	A++
	5	7	7	9	24	0.91	1.28	1.28	1.64	4.38	9.50 (3.50-12.00)	2.37 (0.25-3.26)	4.01	7.0	4.3	A++
	5	7	7	12	12	1.10	1.55	1.55	2.65	2.65	9.50 (3.50-12.00)	2.37 (0.25-3.26)	4.01	7.0	4.3	A++
	5	7	7	12	14	1.06	1.48	1.48	2.53	2.96	9.50 (3.50-12.00)	2.37 (0.25-3.26)	4.01	7.0	4.3	A++
	5	7	7	12	18	0.97	1.36	1.36	2.33	3.49	9.50 (3.50-12.00)	2.37 (0.25-3.26)	4.01	7.0	4.3	A++
	5	7	7	12	22	0.90	1.25	1.25	2.15	3.94	9.50 (3.50-12.00)	2.37 (0.25-3.26)	4.01	7.0	4.3	A++
	5	7	7	14	14	1.01	1.41	1.41	2.83	2.83	9.50 (3.50-12.00)	2.37 (0.25-3.26)	4.01	7.0	4.3	A++
	5	7	7	14	18	0.93	1.30	1.30	2.61	3.35	9.50 (3.50-12.00)	2.37 (0.25-3.26)	4.01	7.0	4.3	A++
	5	7	9	9	9	1.22	1.71	2.19	2.19	2.19	9.50 (3.50-12.00)	2.37 (0.25-3.26)	4.01	7.0	4.3	A++
	5	7	9	9	12	1.13	1.58	2.04	2.04	2.71	9.50 (3.50-12.00)	2.37 (0.25-3.26)	4.01	7.0	4.3	A++
	5	7	9	9	14	1.08	1.51	1.94	1.94	3.02	9.50 (3.50-12.00)	2.37 (0.25-3.26)	4.01	7.0	4.3	A++
	5	7	9	9	18	0.99	1.39	1.78	1.78	3.56	9.50 (3.50-12.00)	2.37 (0.25-3.26)	4.01	7.0	4.3	A++
	5	7	9	9	22	0.91	1.28	1.64	1.64	4.02	9.50 (3.50-12.00)	2.37 (0.25-3.26)	4.01	7.0	4.3	A++
	5	7	9	9	24	0.88	1.23	1.58	1.58	4.22	9.50 (3.50-12.00)	2.37 (0.25-3.26)	4.01	7.0	4.3	A++
	5	7	9	12	12	1.06	1.48	1.90	2.53	2.53	9.50 (3.50-12.00)	2.37 (0.25-3.26)	4.01	7.0	4.3	A++
	5	7	9	12	14	1.01	1.41	1.82	2.43	2.83	9.50 (3.50-12.00)	2.37 (0.25-3.26)	4.01	7.0	4.3	A++

5-unit Multi-split heating

AOEG36KBTA5	Combination of Indoor Units					Heating Operation										
						Heating Capacity						Input Power (Min. - Max.)	COP	Seasonal Data		
						Unit 1	Unit 2	Unit 3	Unit 4	Unit 5	Total Capacity (Min. - Max.)			Pdesign	SCOP	Energy efficiency
						kW	kW	kW	kW	kW	kW	kW		kW		
5-unit connection	5	7	9	12	18	0.93	1.30	1.68	2.24	3.35	9.50 (3.50-12.00)	2.37 (0.25-3.26)	4.01	7.0	4.3	A++
	5	7	9	14	14	0.97	1.36	1.74	2.71	2.71	9.50 (3.50-12.00)	2.37 (0.25-3.26)	4.01	7.0	4.3	A++
	5	7	9	14	18	0.90	1.25	1.61	2.51	3.23	9.50 (3.50-12.00)	2.37 (0.25-3.26)	4.01	7.0	4.3	A++
	5	7	12	12	12	0.99	1.39	2.38	2.38	2.38	9.50 (3.50-12.00)	2.37 (0.25-3.26)	4.01	7.0	4.3	A++
	5	7	12	12	14	0.95	1.33	2.28	2.28	2.66	9.50 (3.50-12.00)	2.37 (0.25-3.26)	4.01	7.0	4.3	A++
	5	7	12	12	18	0.88	1.23	2.11	2.11	3.17	9.50 (3.50-12.00)	2.37 (0.25-3.26)	4.01	7.0	4.3	A++
	5	7	12	14	14	0.91	1.28	2.19	2.56	2.56	9.50 (3.50-12.00)	2.37 (0.25-3.26)	4.01	7.0	4.3	A++
	5	7	14	14	14	0.88	1.23	2.46	2.46	2.46	9.50 (3.50-12.00)	2.37 (0.25-3.26)	4.01	7.0	4.3	A++
	5	9	9	9	9	1.16	2.09	2.09	2.09	2.09	9.50 (3.50-12.00)	2.37 (0.25-3.26)	4.01	7.0	4.3	A++
	5	9	9	9	12	1.08	1.94	1.94	1.94	2.59	9.50 (3.50-12.00)	2.37 (0.25-3.26)	4.01	7.0	4.3	A++
	5	9	9	9	14	1.03	1.86	1.86	1.86	2.89	9.50 (3.50-12.00)	2.37 (0.25-3.26)	4.01	7.0	4.3	A++
	5	9	9	9	18	0.95	1.71	1.71	1.71	3.42	9.50 (3.50-12.00)	2.37 (0.25-3.26)	4.01	7.0	4.3	A++
	5	9	9	9	22	0.88	1.58	1.58	1.58	3.87	9.50 (3.50-12.00)	2.37 (0.25-3.26)	4.01	7.0	4.3	A++
	5	9	9	12	12	1.01	1.82	1.82	2.43	2.43	9.50 (3.50-12.00)	2.37 (0.25-3.26)	4.01	7.0	4.3	A++
	5	9	9	12	14	0.97	1.74	1.74	2.33	2.71	9.50 (3.50-12.00)	2.37 (0.25-3.26)	4.01	7.0	4.3	A++
	5	9	9	12	18	0.90	1.61	1.61	2.15	3.23	9.50 (3.50-12.00)	2.37 (0.25-3.26)	4.01	7.0	4.3	A++
	5	9	9	14	14	0.93	1.68	1.68	2.61	2.61	9.50 (3.50-12.00)	2.37 (0.25-3.26)	4.01	7.0	4.3	A++
	5	9	12	12	12	0.95	1.71	2.28	2.28	2.28	9.50 (3.50-12.00)	2.37 (0.25-3.26)	4.01	7.0	4.3	A++
	5	9	12	12	14	0.91	1.64	2.19	2.19	2.56	9.50 (3.50-12.00)	2.37 (0.25-3.26)	4.01	7.0	4.3	A++
	5	9	12	14	14	0.88	1.58	2.11	2.46	2.46	9.50 (3.50-12.00)	2.37 (0.25-3.26)	4.01	7.0	4.3	A++
	5	12	12	12	12	0.90	2.15	2.15	2.15	2.15	9.50 (3.50-12.00)	2.37 (0.25-3.26)	4.01	7.0	4.3	A++
	7	7	7	7	7	2.12	2.12	2.12	2.12	2.12	10.60 (3.50-12.00)	2.36 (0.25-3.25)	4.50	7.0	4.6	A++
	7	7	7	7	9	2.01	2.01	2.01	2.01	2.56	10.60 (3.50-12.00)	2.36 (0.25-3.25)	4.50	7.0	4.6	A++
	7	7	7	7	12	1.86	1.86	1.86	1.86	3.16	10.60 (3.50-12.00)	2.36 (0.25-3.25)	4.50	7.0	4.6	A++
	7	7	7	7	14	1.77	1.77	1.77	1.77	3.52	10.60 (3.50-12.00)	2.36 (0.25-3.25)	4.50	7.0	4.6	A++
	7	7	7	7	18	1.61	1.61	1.61	1.61	4.16	10.60 (3.50-12.00)	2.36 (0.25-3.25)	4.50	7.0	4.6	A++
	7	7	7	7	22*1	1.48	1.48	1.48	1.48	4.68	10.60 (3.50-12.00)	2.36 (0.25-3.25)	4.50	7.0	4.6	A++
	7	7	7	7	24	1.43	1.43	1.43	1.43	4.88	10.60 (3.50-12.00)	2.36 (0.25-3.25)	4.50	7.0	4.6	A++
	7	7	7	9	9	1.90	1.90	1.90	2.45	2.45	10.60 (3.50-12.00)	2.36 (0.25-3.25)	4.50	7.0	4.6	A++
	7	7	7	9	12	1.77	1.77	1.77	2.26	3.03	10.60 (3.50-12.00)	2.36 (0.25-3.25)	4.50	7.0	4.6	A++
	7	7	7	9	14	1.69	1.69	1.69	2.16	3.37	10.60 (3.50-12.00)	2.36 (0.25-3.25)	4.50	7.0	4.6	A++
	7	7	7	9	18	1.55	1.55	1.55	1.99	3.96	10.60 (3.50-12.00

6-unit Multi-Split Combination Table–Cooling

REFRIGERANT R410A

6-unit Multi-split cooling

AOYG45LBLA6	Combination of Indoor Units						Cooling Operation								
							Cooling Capacity							Input Power (Min. - Max.)	EER
							Unit 1	Unit 2	Unit 3	Unit 4	Unit 5	Unit 6	Total Capacity (Min. - Max.)		
							kW	kW	kW	kW	kW	kW	kW	kW	
2-unit connection	12	24	-	-	-	-	3.50	7.00	-	-	-	-	10.5 (3.5-11.5)	3.06 (0.8-3.32)	3.43
	14	24	-	-	-	-	4.00	7.00	-	-	-	-	11.0 (3.5-12.1)	3.28 (0.8-3.70)	3.35
	18	18	-	-	-	-	5.00	5.00	-	-	-	-	10.0 (3.5-11.5)	2.92 (0.8-3.32)	3.42
	18	24	-	-	-	-	5.00	7.00	-	-	-	-	12.0 (3.5-13.4)	3.75 (0.8-4.46)	3.20
	24	24	-	-	-	-	6.25	6.25	-	-	-	-	12.5 (3.5-14.0)	4.01 (0.8-4.84)	3.12
3-unit connection	7	7	24	-	-	-	2.00	2.00	7.00	-	-	-	11.0 (3.5-12.1)	3.19 (0.8-3.70)	3.45
	7	9	18	-	-	-	2.00	2.50	5.00	-	-	-	9.5 (3.5-10.8)	2.55 (0.8-2.93)	3.73
	7	9	24	-	-	-	2.00	2.50	7.00	-	-	-	11.5 (3.5-12.7)	3.41 (0.8-4.08)	3.37
	7	12	18	-	-	-	2.00	3.50	5.00	-	-	-	10.5 (3.5-11.8)	3.02 (0.8-3.51)	3.48
	7	12	24	-	-	-	2.00	3.50	6.90	-	-	-	12.4 (3.5-13.7)	3.82 (0.8-4.65)	3.25
	7	14	14	-	-	-	2.00	4.00	4.00	-	-	-	10.0 (3.5-11.1)	2.81 (0.8-3.13)	3.56
	7	14	18	-	-	-	2.00	4.00	5.00	-	-	-	11.0 (3.5-12.4)	3.23 (0.8-3.89)	3.41
	7	14	24	-	-	-	1.94	3.89	6.67	-	-	-	12.5 (3.5-14.0)	3.89 (0.8-4.84)	3.21
	7	18	18	-	-	-	2.00	5.00	5.00	-	-	-	12.0 (3.5-13.7)	3.69 (0.8-4.65)	3.25
	7	18	24	-	-	-	1.79	4.59	6.12	-	-	-	12.5 (3.5-14.0)	3.87 (0.8-4.84)	3.23
	7	24	24	-	-	-	1.60	5.45	5.45	-	-	-	12.5 (3.5-14.0)	3.83 (0.8-4.84)	3.26
	9	9	18	-	-	-	2.50	2.50	5.00	-	-	-	10.0 (3.5-11.5)	2.84 (0.8-3.32)	3.52
	9	9	24	-	-	-	2.50	2.50	7.00	-	-	-	12.0 (3.5-13.4)	3.65 (0.8-4.46)	3.29
	9	12	14	-	-	-	2.50	3.50	4.00	-	-	-	10.0 (3.5-11.1)	2.81 (0.8-3.13)	3.56
	9	12	18	-	-	-	2.50	3.50	5.00	-	-	-	11.0 (3.5-12.4)	3.23 (0.8-3.89)	3.41
	9	12	24	-	-	-	2.50	3.33	6.67	-	-	-	12.5 (3.5-14.0)	3.89 (0.8-4.84)	3.21
	9	14	14	-	-	-	2.50	4.00	4.00	-	-	-	10.5 (3.5-11.8)	3.02 (0.8-3.51)	3.48
	9	14	18	-	-	-	2.50	4.00	5.00	-	-	-	11.5 (3.5-13.0)	3.45 (0.8-4.27)	3.33
	9	14	24	-	-	-	2.40	3.72	6.38	-	-	-	12.5 (3.5-14.0)	3.88 (0.8-4.84)	3.22
	9	18	18	-	-	-	2.50	5.00	5.00	-	-	-	12.5 (3.5-14.0)	3.89 (0.8-4.84)	3.21
	9	18	24	-	-	-	2.21	4.41	5.88	-	-	-	12.5 (3.5-14.0)	3.86 (0.8-4.84)	3.24
	9	24	24	-	-	-	1.98	5.26	5.26	-	-	-	12.5 (3.5-14.0)	3.82 (0.8-4.84)	3.27
	12	12	12	-	-	-	3.50	3.50	3.50	-	-	-	10.5 (3.5-11.5)	2.98 (0.8-3.32)	3.52
	12	12	14	-	-	-	3.50	3.50	4.00	-	-	-	11.0 (3.5-12.1)	3.19 (0.8-3.70)	3.45
	12	12	18	-	-	-	3.50	3.50	5.00	-	-	-	12.0 (3.5-13.4)	3.65 (0.8-4.46)	3.29
	12	12	24	-	-	-	3.13	3.13	6.24	-	-	-	12.5 (3.5-14.0)	3.87 (0.8-4.84)	3.23
	12	14	14	-	-	-	3.50	4.00	4.00	-	-	-	11.5 (3.5-12.7)	3.41 (0.8-4.08)	3.37
	12	14	18	-	-	-	3.50	4.00	5.00	-	-	-	12.5 (3.5-14.0)	3.89 (0.8-4.84)	3.21
	12	14	24	-	-	-	3.00	3.50	6.00	-	-	-	12.5 (3.5-14.0)	3.86 (0.8-4.84)	3.24
	12	18	18	-	-	-	3.12	4.69	4.69	-	-	-	12.5 (3.5-14.0)	3.87 (0.8-4.84)	3.23
	12	18	24	-	-	-	2.78	4.17	5.55	-	-	-	12.5 (3.5-14.0)	3.85 (0.8-4.84)	3.25
	12	24	24	-	-	-	2.50	5.00	5.00	-	-	-	12.5 (3.5-14.0)	3.81 (0.8-4.84)	3.28
	14	14	14	-	-	-	4.00	4.00	4.00	-	-	-	12.0 (3.5-13.4)	3.65 (0.8-4.46)	3.29
	14	14	18	-	-	-	3.80	3.80	4.90	-	-	-	12.5 (3.5-14.0)	3.88 (0.8-4.84)	3.22
	14	14	24	-	-	-	3.37	3.37	5.76	-	-	-	12.5 (3.5-14.0)	3.85 (0.8-4.84)	3.25
	14	18	18	-	-	-	3.50	4.50	4.50	-	-	-	12.5 (3.5-14.0)	3.86 (0.8-4.84)	3.24
	14	18	24	-	-	-	3.13	4.02	5.35	-	-	-	12.5 (3.5-14.0)	3.83 (0.8-4.84)	3.26
	14	24	24	-	-	-	2.82	4.84	4.84	-	-	-	12.5 (3.5-14.0)	3.80 (0.8-4.84)	3.29
	18	18	18	-	-	-	4.17	4.17	4.17	-	-	-	12.5 (3.5-14.0)	3.85 (0.8-4.84)	3.25
	18	18	24	-	-	-	3.75	3.75	5.00	-	-	-	12.5 (3.5-14.0)	3.81 (0.8-4.84)	3.28
4-unit connection	7	7	7	14	-	-	2.00	2.00	2.00	4.00	-	-	10.0 (3.5-11.1)	2.50 (0.8-3.13)	4.00
	7	7	7	18	-	-	2.00	2.00	2.00	5.00	-	-	11.0 (3.5-12.4)	3.06 (0.8-3.89)	3.59
	7	7	7	24	-	-	1.94	1.94	1.94	6.68	-	-	12.5 (3.5-14.0)	3.77 (0.8-4.84)	3.32
	7	7	9	12	-	-	2.00	2.00	2.50	3.50	-	-	10.0 (3.5-11.1)	2.50 (0.8-3.13)	4.00
	7	7	9	14	-	-	2.00	2.00	2.50	4.00	-	-	10.5 (3.5-11.8)	2.79 (0.8-3.51)	3.76
	7	7	9	18	-	-	2.00	2.00	2.50	5.00	-	-	11.5 (3.5-13.0)	3.33 (0.8-4.27)	3.45
	7	7	9	24	-	-	1.86	1.86	2.39	6.39	-	-	12.5 (3.5-14.0)	3.75 (0.8-4.84)	3.33
	7	7	12	12	-	-	2.00	2.00	3.50	3.50	-	-	11.0 (3.5-12.1)	3.00 (0.8-3.70)	3.67
	7	7	12	14	-	-	2.00	2.00	3.50	4.00	-	-	11.5 (3.5-12.7)	3.27 (0.8-4.08)	3.52
	7	7	12	18	-	-	2.00	2.00	3.50	5.00	-	-	12.5 (3.5-14.0)	3.78 (0.8-4.84)	3.31
	7	7	12	24	-	-	1.75	1.75	3.00	6.00	-	-	12.5 (3.5-14.0)	3.74 (0.8-4.84)	3.34
	7	7	14	14	-	-	2.00	2.00	4.00	4.00	-	-	12.0 (3.5-13.4)	3.51 (0.8-4.46)	3.42
	7	7	14	18	-	-	1.90	1.90	3.80	4.90	-	-	12.5 (3.5-14.0)	3.77 (0.8-4.84)	3.32
	7	7	14	24	-	-	1.68	1.68	3.37	5.77	-	-	12.5 (3.5-14.0)	3.73 (0.8-4.84)	3.35
	7	7	18	18	-	-	1.75	1.75	4.50	4.50	-	-	12.5 (3.5-14.0)	3.74 (0.8-4.84)	3.34
	7	7	18	24	-	-	1.56	1.56	4.02	5.36	-	-	12.5 (3.5-14.0)	3.70 (0.8-4.84)	3.38
	7	7	24	24	-	-	1.41	1.41	4.84	4.84	-	-	12.5 (3.5-14.0)	3.67 (0.8-4.84)	3.41
	7	9	9	9	-	-	2.00	2.50	2.50	2.50	-	-	9.5 (3.5-10.8)	2.31 (0.8-2.93)	4.11
	7	9	9	12	-	-	2.00	2.50	2.50	3.50	-	-	10.5 (3.5-11.8)	2.79 (0.8-3.51)	3.76
	7	9	9	14	-	-	2.00	2.50	2.50	4.00	-	-	11.0 (3.5-12.4)	3.06 (0.8-3.89)	3.59
	7	9	9	18	-	-	2.00	2.50	2.50	5.00	-	-	12.0 (3.5-13.7)	3.57 (0.8-4.65)	3.36
	7	9	9	24	-	-	1.79	2.30	2.30	6.11	-	-	12.5 (3.5-14.0)	3.74 (0.8-4.84)	3.34
	7	9	12	12	-	-	2.00	2.50	3.50	3.50	-	-	11.5 (3.5-12.7)	3.27 (0.8-4.08)	3.52
	7	9	12	14	-	-	2.00	2.50	3.50	4.00	-	-	12.0 (3.5-13.4)	3.51 (0.8-4.46)	3.42
	7	9	12	18	-	-	1.90	2.45	3.26	4.89	-	-	12.5 (3.5-14.0)	3.77 (0.8-4.84)	3.32
	7	9	12	24	-	-	1.68	2.16	2.88	5.78	-	-	12.5 (3.5-14.0)	3.73 (0.8-4.84)	3.35
	7	9	14	14	-	-	2.00	2.50	4.00	4.00	-	-	12.5 (3.5-14.0)	3.78 (0.8-4.84)	3.31
	7	9	14	18	-	-	1.82	2.34	3.65	4.69	-	-	12.5 (3.5-14.0)	3.75 (0.8-4.84)	3.33
	7	9	14	24	-	-	1.62	2.08	3.24	5.56	-	-	12.5 (3.5-14.0)	3.71 (0.8-4.84)	3.37
	7	9	18	18	-	-	1.68	2.16	4.33	4.33	-	-	12.5 (3.5-14.0)	3.73 (0.8-4.84)	3.35
	7	9	18	24	-	-	1.51	1.94	3.88	5.17	-	-	12.5 (3.5-14.0)	3.69 (0.8-4.84)	3.39
	7	12	12	12	-	-	1.90	3.50	3.50	3.50	-	-	12.4 (3.5-13.7)	3.69 (0.8-4.65)	3.36
	7	12	12	14	-	-	1.94	3.33	3.33	3.90	-	-	12.5 (3.5-14.0)	3.77 (0.8-4.84)	3.32
	7	12	12	18	-	-	1.79	3.06	3.06	4.59	-	-	12.5 (3.5-14.0)	3.74 (0.8-4.84)	3.34
	7	12	12	24	-	-	1.59	2.73	2.73	5.45	-	-	12.5 (3.5-14.0)	3.71 (0.8-4.84)	3.37
	7	12	14	14	-	-	1.87	3.19	3.72	3.72	-	-	12.5 (3.5-14.0)	3.75 (0.8-4.84)	3.33
	7	12	14	18	-	-	1.72	2.94	3.43	4.41	-	-	12.5 (3.5-14.0)	3.73 (0.8-4.84)	3.35
	7	12	14	24	-	-	1.54	2.63	3.07	5.26	-	-	12.5 (3.5-14.0)	3.70 (0.8-4.84)	3.38
	7	12	18	18	-	-	1.59	2.73	4.09	4.09	-	-	12.5 (3.5-14.0)	3.71 (0.8-4.84)	3.37
	7	12	18	24	-	-	1.43	2.46	3.69	4.92	-	-	12.5 (3.5-14.0)	3.68 (0.8-4.84)	3.40
	7	14	14	14	-	-	1.79	3.57	3.57	3.57	-	-	12.5 (3.5-14.0)	3.74 (0.8-4.84)	3.34
	7	14	14	18	-	-	1.65	3.30	3.30	4.25	-	-	12.5 (3.5-14.0)	3.72 (0.8-4.84)	3.36
	7	14	14	24	-	-	1.48	2.97	2.97	5.08	-	-	12.5 (3.5-14.0)	3.69 (0.8-4.84)	3.39
	7	14	18	18	-	-	1.53	3.07	3.95	3.95	-	-	12.5 (3.5-14.0)	3.70 (0.8-4.84)	3.38
	7	18	18	18	-	-	1.43	3.69	3.69	3.69	-	-	12.5 (3.5-14.0)	3.68 (0.8-4.84)	3.40
	9	9	9	9	-	-	2.50	2.50	2.50	2.50	-	-	10.0 (3.5-11.5)	2.59 (0.8-3.32)	3.86
	9	9	9	12	-	-	2.50	2.50	2.50	3.50	-	-	11.0 (3.5-12.4)	3.06 (0.8-3.89)	3.59

6-unit Multi-split cooling

AOYG45LBLA6	Combination of Indoor Units						Cooling Operation								
							Cooling Capacity							Input Power (Min. - Max.)	EER
							Unit 1	Unit 2	Unit 3	Unit 4	Unit 5	Unit 6	Total Capacity (Min. - Max.)		
							kW	kW	kW	kW	kW	kW	kW	kW	
4-unit connection	9	9	9	14	-	-	2.50	2.50	2.50	4.00	-	-	11.5 (3.5-13.0)	3.33 (0.8-4.27)	3.45
	9	9	9	18	-	-	2.50	2.50	2.50	5.00	-	-	12.5 (3.5-14.0)	3.77 (0.8-4.84)	3.32
	9	9	9	24	-	-	2.21	2.21	2.21	5.87	-	-	12.5 (3.5-14.0)	3.73 (0.8-4.84)	3.35
	9	9	12	12	-	-	2.50	2.50	3.50	3.50	-	-	12.0 (3.5-13.4)	3.51 (0.8-4.46)	3.42
	9	9	12	14	-	-	2.50	2.50	3.50	4.00	-	-	12.5 (3.5-14.0)	3.78 (0.8-4.84)	3.31
	9	9	12	18	-	-	2.34	2.34	3.13	4.69	-	-	12.5 (3.5-14.0)	3.75 (0.8-4.84)	3.33
	9	9	12	24	-	-	2.08	2.08	2.78	5.56	-	-	12.5 (3.5-14.0)	3.71 (0.8-4.84)	3.37
	9	9	14	14	-	-	2.45	2.45	3.80	3.80	-	-	12.5 (3.5-14.0)	3.77 (0.8-4.84)	3.32
	9	9	14	18	-	-	2.25	2.25	3.50	4.50	-	-	12.5 (3.5-14.0)	3.74 (0.8-4.84)	3.34
	9	9	14	24	-	-	2.01	2.01	3.13	5.35	-	-	12.5 (3.5-14.0)	3.70 (0.8-4.84)	3.38
	9	9	18	18	-	-	2.08	2.08	4.17	4.17	-	-	12.5 (3.5-14.0)	3.71 (0.8-4.84)	3.37
	9	9	18	24	-	-	1.88	1.88	3.75	4.99	-	-	12.5 (3.5-14.0)	3.68 (0.8-4.84)	3.40
	9	12	12	12	-	-	2.51	3.33	3.33	3.33	-	-	12.5 (3.5-14.0)	3.77 (0.8-4.84)	3.32
	9	12	12	14	-	-	2.39	3.19	3.19	3.73	-	-	12.5 (3.5-14.0)	3.75 (0.8-4.84)	3.33
	9	12	12	18	-	-	2.21	2.94	2.94	4.41	-	-	12.5 (3.5-14.0)	3.73 (0.8-4.84)	3.35
	9	12	12	24	-	-	1.97	2.63	2.63	5.27	-	-	12.5 (3.5-14.0)	3.70 (0.8-4.84)	3.38
	9	12	14	14	-	-	2.30	3.06	3.57	3.57	-	-	12.5 (3.5-14.0)	3.74 (0.8-4.84)	3.34
	9	12	14	18	-	-	2.12	2.83	3.30	4.25	-	-	12.5 (3.5-14.0)	3.72 (0.8-4.84)	3.36
	9	12	14	24	-	-	1.91	2.54	2.97	5.08	-	-	12.5 (3.5-14.0)	3.69 (0.8-4.84)	3.39
	9	12	18	18	-	-	1.97	2.63	3.95	3.95	-	-	12.5 (3.5-14.0)	3.70 (0.8-4.84)	3.38
	9	14	14	14	-	-	2.21	3.43	3.43	3.43	-	-	12.5 (3.5-14.0)	3.73 (0.8-4.84)	3.35
	9	14	14	18	-	-	2.05	3.18	3.18	4.09	-	-	12.5 (3.5-14.0)	3.71 (0.8-4.84)	3.37
	9	14	14	24	-	-	1.84	2.87	2.87	4.92	-	-	12.5 (3.5-14.0)	3.68 (0.8-4.84)	3.40
	9	14	18	18	-	-	1.91	2.97	3.81	3.81	-	-	12.5 (3.5-14.0)	3.69 (0.8-4.84)	3.39
	12	12	12	12	-	-	3.13	3.13	3.13	3.13	-	-	12.5 (3.5-14.0)	3.75 (0.8-4.84)	3.33
	12	12	12	14	-	-	3.00	3.00	3.00	3.50	-	-	12.5 (3.5-14.0)	3.74 (0.8-4.84)	3.34
	12	12	12	18	-	-	2.78	2.78	2.78	4.16	-	-	12.5 (3.5-14.0)	3.71 (0.8-4.84)	3.37
	12	12	12	24	-	-	2.50	2.50	2.50	5.00	-	-	12.5 (3.5-14.0)	3.68 (0.8-4.84)	3.40
	12	12	14	14	-	-	2.88	2.88	3.37	3.37	-	-	12.5 (3.5-14.0)	3.73 (0.8-4.84)	3.35
	12	12	14	18	-	-	2.68	2.68	3.13	4.01	-	-	12.5 (3.5-14.0)	3.70 (0.8-4.84)	3.38
	12	12	14	24	-	-	2.42	2.42	2.82	4.84	-	-	12.5 (3.5-14.0)	3.67 (0.8-4.84)	3.41
	12	12	18	18	-	-	2.50	2.50	3.75	3.75	-	-	12.5 (3.5-14.0)	3.68 (0.8-4.84)	3.40
	12	14	14	14	-	-	2.78	3.24	3.24	3.24	-	-	12.5 (3.5-14.0)	3.71 (0.8-4.84)	3.37
	12	14	14	18	-	-	2.59	3.02	3.02	3.87	-	-	12.5 (3.5-14.0)	3.69 (0.8-4.84)	3.39
	12	14	18	18	-	-	2.42	2.82	3.63	3.63	-	-	12.5 (3.5-14.0)	3.67 (0.8-4.84)	3.41
5-unit connection	7	7	7	7	7	-	2.00	2.00	2.00	2.00	2.00	-	10.0 (3.5-11.1)	2.44 (0.8-3.13)	4.10
	7	7	7	7	9	-	2.00	2.00	2.00	2.00	2.50	-	10.5 (3.5-11.8)	2.72 (0.8-3.51)	3.86
	7	7	7	7	12	-	2.00	2.00	2.00	2.00	3.50	-	11.5 (3.5-12.7)	3.18 (0.8-4.08)	3.62
	7	7	7	7	14	-	2.00	2.00	2.00	2.00	4.00	-	12.0 (3.5-13.4)	3.41 (0.8-4.46)	3.52
	7	7	7	7	18	-	1.90	1.90	1.90	1.90	4.90	-	12.5 (3.5-14.0)	3.65 (0.8-4.84)	3.42
	7	7	7	7	24	-	1.68	1.68	1.68	1.68	5.78	-	12.5 (3.5-14.0)	3.61 (0.8-4.84)	3.46
	7	7	7	9	9	-	2.00	2.00	2.00	2.50	2.50	-	11.0 (3.5-12.4)	2.98 (0.8-3.89)	3.69
	7	7	7	9	12	-	2.00	2.00	2.00	2.50	3.50	-	12.0 (3.5-13.4)	3.41 (0.8-4.46)	3.52
	7	7	7	9	14	-	2.00	2.00	2.00	2.50	4.00	-	12.5 (3.5-14.0)	3.67 (0.8-4.84)	3.41
	7	7	7	9	18	-	1.82	1.82	1.82	2.34	4.70	-	12.5 (3.5-14.0)	3.64 (0.8-4.84)	3.43
	7	7	7	9	24	-	1.62	1.62	1.62	2.08	5.56	-	12.5 (3.5-14.0)	3.60 (0.8-4.84)	3.47
	7	7	7	12	12	-	1.94	1.94	1.94	3.34	3.34	-	12.5 (3.5-14.0)	3.65 (0.8-4.84)	3.42
	7	7	7	12	14	-	1.86	1.86	1.86	3.19	3.73	-	12.5 (3.5-14.0)	3.64 (0.8-4.84)	3.43
	7	7	7	12	18	-	1.72	1.72	1.72	2.94	4.40	-	12.5 (3.5-14.0)	3.62 (0.8-4.84)	3.45
	7	7	7	12	24	-	1.54	1.54	1.54	2.63	5.25	-	12.5 (3.5-14.0)	3.58 (0.8-4.84)	3.49
	7	7	7	14	14	-	1.79	1.79	1.79	3.57	3.57	-	12.5 (3.5-14.0)	3.63 (0.8-4.84)	3.44
	7	7	7	14	18	-	1.65	1.65	1.65	3.30	4.25	-	12.5 (3.5-14.0)	3.60 (0.8-4.84)	3.47
	7	7	7	14	24	-	1.48	1.48	1.48	2.97	5.09	-	12.5 (3.5-14.0)	3.57 (0.8-4.84)	3.50
	7	7	7	18	18	-	1.54	1.54	1.54	3.94	3.94	-	12.5 (3.5-14.0)	3.58 (0.8-4.84)	3.49
	7	7	9	9	9	-	2.00	2.00	2.50	2.50	2.50	-	11.5 (3.5-13.0)	3.24 (0.8-4.27)	3.55
	7	7	9	9	12	-	2.00	2.00	2.50	2.50	3.50	-	12.5 (3.5-14.0)	3.67 (0.8-4.84)	3.41
	7	7	9	9	14	-	1.90	1.90	2.45	2.45	3.80	-	12.5 (3.5-14.0)	3.65 (0.8-4.84)	3.42
	7	7	9	9	18	-	1.75	1.75	2.25	2.25	4.50	-	12.5 (3.5-14.0)	3.62 (0.8-4.84)	3.45
	7	7	9	9	24	-	1.56	1.56	2.01	2.01	5.36	-	12.5 (3.5-14.0)	3.59 (0.8-4.84)	3.48
	7	7	9	12	12	-	1.86	1.86	2.40	3.19	3.19	-	12.5 (3.5-14.0)	3.64 (0.8-4.84)	3.43
	7	7	9	12	14	-	1.79	1.79	2.30	3.06	3.56	-	12.5 (3.5-14.0)	3.63 (0.8-4.84)	3.44
	7	7	9	12	18	-	1.65	1.65	2.12	2.83	4.25	-	12.5 (3.5-14.0)	3.60 (0.8-4.84)	3.47
	7	7	9	12	24	-	1.48	1.48	1.91	2.54	5.09	-	12.5 (3.5-14.0)	3.57 (0.8-4.84)	3.50
	7	7	9	14	14	-	1.72	1.72	2.20	3.43	3.43	-	12.5 (3.5-14.0)	3.62 (0.8-4.84)	3.45
	7	7	9	14	18	-	1.59	1.59	2.05	3.18	4.09	-	12.5 (3.5-14.0)	3.59 (0.8-4.84)	3.48
	7	7	9	14	24	-	1.43	1.43	1.84	2.87	4.93	-	12.5 (3.5-14.0)	3.56 (0.8-4.84)	3.51
	7	7	9	18	18	-	1.48	1.48	1.92	3.81	3.81	-	12.5 (3.5-14.0)	3.57 (0.8-4.84)	3.50
	7	7	12	12	12	-	1.75	1.75	3.00	3.00	3.00	-	12.5 (3.5-14.0)	3.62 (0.8-4.84)	3.45
	7	7	12	12	14	-	1.68	1.68	2.88	2.88	3.38	-	12.5 (3.5-14.0)	3.61 (0.8-4.84)	3.46
	7	7	12	12	18	-	1.56	1.56	2.68	2.68	4.02	-	12.5 (3.5-14.0)	3.59 (0.8-4.84)	3.48
	7	7	12	12	24	-	1.41	1.41	2.42	2.42	4.84	-	12.5 (3.5-14.0)	3.55 (0.8-4.84)	3.52
	7	7	12	14	14	-	1.62	1.62	2.78	3.24	3.24	-	12.5 (3.5-14.0)	3.60 (0.8-4.84)	3.47
	7	7	12	14	18	-	1.51	1.51	2.59	3.02	3.87	-	12.5 (3.5-14.0)	3.57 (0.8-4.84)	3.50
	7	7	12	18	18	-	1.41	1.41	2.42	3.63	3.63	-	12.5 (3.5-14.0)	3.55 (0.8-4.84)	3.52
	7	7	14	14	14	-	1.56	1.56	3.13	3.13	3.13	-	12.5 (3.5-14.0)	3.59 (0.8-4.84)	3.48
	7	7	14	14	18	-	1.46	1.46	2.92	2.92	3.74	-	12.5 (3.5-14.0)	3.56 (0.8-4.84)	3.51
	7	9	9	9	9	-	2.00	2.50	2.50	2.50	2.50	-	12.0 (3.5-13.7)	3.47 (0.8-4.65)	3.46
	7	9	9	9	12	-	1.90	2.45	2.45	2.45	3.25	-	12.5 (3.5-14.0)	3.65 (0.8-4.84)	3.42
	7	9	9	9	14	-	1.82	2.34	2.34	2.34	3.66	-	12.5 (3.5-14.0)	3.64 (0.8-4.84)	3.43
	7	9	9	9	18	-	1.68	2.16	2.16	2.16	4.34	-	12.5 (3.5-14.0)	3.61 (0.8-4.84)	3.46
	7	9	9	9	24	-	1.51	1.94	1.94	1.94	5.17	-	12.5 (3.5-14.0)	3.57 (0.8-4.84)	3.50
	7	9	9	12	12	-	1.78	2.30	2.30	3.06	3.06	-	12.5 (3.5-14.0)	3.63 (0.8-4.84)	3.44
	7	9	9	12	14	-	1.72	2.21	2.21	2.94	3.42	-	12.5 (3.5-14.0)	3.62 (0.8-4.84)	3.45
	7	9	9	12	18	-	1.59	2.05	2.05	2.73	4.08	-	12.5 (3.5-14.0)	3.59 (0.8-4.84)	3.48
	7	9	9	12	24	-	1.43	1.84	1.84	2.46	4.93	-	12.5 (3.5-14.0)	3.56 (0.8-4.84)	3.51
	7	9	9	14

6-unit Multi-Split Combination Table–Cooling/Heating

6-unit Multi-split cooling

AOYG45LBLA6	Combination of Indoor Units						Cooling Operation								
							Cooling Capacity							Input Power (Min. - Max.)	EER
							Unit 1	Unit 2	Unit 3	Unit 4	Unit 5	Unit 6	Total Capacity (Min. - Max.)		
							kW	kW	kW	kW	kW	kW	kW	kW	
5-unit connection	7	9	12	14	18	-	1.46	1.88	2.50	2.92	3.74	-	12.5 (3.5-14.0)	3.56 (0.8-4.84)	3.51
	7	9	14	14	14	-	1.50	1.94	3.02	3.02	3.02	-	12.5 (3.5-14.0)	3.57 (0.8-4.84)	3.50
	7	9	14	14	18	-	1.41	1.81	2.82	2.82	3.64	-	12.5 (3.5-14.0)	3.55 (0.8-4.84)	3.52
	7	12	12	12	12	-	1.58	2.73	2.73	2.73	2.73	-	12.5 (3.5-14.0)	3.59 (0.8-4.84)	3.48
	7	12	12	12	14	-	1.54	2.63	2.63	2.63	3.07	-	12.5 (3.5-14.0)	3.58 (0.8-4.84)	3.49
	7	12	12	12	18	-	1.43	2.46	2.46	2.46	3.69	-	12.5 (3.5-14.0)	3.56 (0.8-4.84)	3.51
	7	12	12	14	14	-	1.48	2.54	2.54	2.97	2.97	-	12.5 (3.5-14.0)	3.57 (0.8-4.84)	3.50
	7	12	14	14	14	-	1.43	2.46	2.87	2.87	2.87	-	12.5 (3.5-14.0)	3.56 (0.8-4.84)	3.51
	9	9	9	9	9	-	2.50	2.50	2.50	2.50	2.50	-	12.5 (3.5-14.0)	3.65 (0.8-4.84)	3.42
	9	9	9	9	12	-	2.34	2.34	2.34	2.34	3.14	-	12.5 (3.5-14.0)	3.64 (0.8-4.84)	3.43
	9	9	9	9	14	-	2.25	2.25	2.25	2.25	3.50	-	12.5 (3.5-14.0)	3.62 (0.8-4.84)	3.45
	9	9	9	9	18	-	2.08	2.08	2.08	2.08	4.18	-	12.5 (3.5-14.0)	3.60 (0.8-4.84)	3.47
	9	9	9	9	24	-	1.88	1.88	1.88	1.88	4.98	-	12.5 (3.5-14.0)	3.56 (0.8-4.84)	3.51
	9	9	9	12	12	-	2.21	2.21	2.21	2.94	2.94	-	12.5 (3.5-14.0)	3.62 (0.8-4.84)	3.45
	9	9	9	12	14	-	2.12	2.12	2.12	2.83	3.31	-	12.5 (3.5-14.0)	3.60 (0.8-4.84)	3.47
	9	9	9	12	18	-	1.97	1.97	1.97	2.63	3.96	-	12.5 (3.5-14.0)	3.58 (0.8-4.84)	3.49
	9	9	9	14	14	-	2.05	2.05	2.05	3.18	3.18	-	12.5 (3.5-14.0)	3.59 (0.8-4.84)	3.48
	9	9	9	14	18	-	1.91	1.91	1.91	2.97	3.80	-	12.5 (3.5-14.0)	3.57 (0.8-4.84)	3.50
	9	9	12	12	12	-	2.08	2.08	2.78	2.78	2.78	-	12.5 (3.5-14.0)	3.60 (0.8-4.84)	3.47
	9	9	12	12	14	-	2.01	2.01	2.68	2.68	3.12	-	12.5 (3.5-14.0)	3.59 (0.8-4.84)	3.48
	9	9	12	12	18	-	1.88	1.88	2.50	2.50	3.74	-	12.5 (3.5-14.0)	3.56 (0.8-4.84)	3.51
	9	9	12	14	14	-	1.94	1.94	2.58	3.02	3.02	-	12.5 (3.5-14.0)	3.57 (0.8-4.84)	3.50
	9	9	12	14	18	-	1.81	1.81	2.42	2.82	3.64	-	12.5 (3.5-14.0)	3.55 (0.8-4.84)	3.52
	9	9	14	14	14	-	1.87	1.87	2.92	2.92	2.92	-	12.5 (3.5-14.0)	3.56 (0.8-4.84)	3.51
	9	12	12	12	12	-	1.98	2.63	2.63	2.63	2.63	-	12.5 (3.5-14.0)	3.58 (0.8-4.84)	3.49
	9	12	12	12	14	-	1.91	2.54	2.54	2.54	2.97	-	12.5 (3.5-14.0)	3.57 (0.8-4.84)	3.50
	9	12	12	14	14	-	1.84	2.46	2.46	2.87	2.87	-	12.5 (3.5-14.0)	3.56 (0.8-4.84)	3.51
	12	12	12	12	12	-	2.50	2.50	2.50	2.50	2.50	-	12.5 (3.5-14.0)	3.56 (0.8-4.84)	3.51
	12	12	12	12	14	-	2.42	2.42	2.42	2.42	2.82	-	12.5 (3.5-14.0)	3.55 (0.8-4.84)	3.52
6-unit connection	7	7	7	7	7	7	2.00	2.00	2.00	2.00	2.00	2.00	12.0 (3.5-13.4)	3.32 (0.8-4.46)	3.61
	7	7	7	7	7	9	2.00	2.00	2.00	2.00	2.00	2.50	12.5 (3.5-14.0)	3.57 (0.8-4.84)	3.50
	7	7	7	7	7	12	1.86	1.86	1.86	1.86	1.86	3.20	12.5 (3.5-14.0)	3.55 (0.8-4.84)	3.52
	7	7	7	7	7	14	1.79	1.79	1.79	1.79	1.79	3.55	12.5 (3.5-14.0)	3.54 (0.8-4.84)	3.53
	7	7	7	7	7	18	1.65	1.65	1.65	1.65	1.65	4.25	12.5 (3.5-14.0)	3.51 (0.8-4.84)	3.56
	7	7	7	7	7	24	1.48	1.48	1.48	1.48	1.48	5.10	12.5 (3.5-14.0)	3.48 (0.8-4.84)	3.59
	7	7	7	7	9	9	1.90	1.90	1.90	1.90	2.45	2.45	12.5 (3.5-14.0)	3.56 (0.8-4.84)	3.51
	7	7	7	7	9	12	1.79	1.79	1.79	1.79	2.29	3.05	12.5 (3.5-14.0)	3.54 (0.8-4.84)	3.53
	7	7	7	7	9	14	1.72	1.72	1.72	1.72	2.20	3.42	12.5 (3.5-14.0)	3.53 (0.8-4.84)	3.54
	7	7	7	7	9	18	1.59	1.59	1.59	1.59	2.05	4.09	12.5 (3.5-14.0)	3.50 (0.8-4.84)	3.57
	7	7	7	7	9	24	1.43	1.43	1.43	1.43	1.85	4.93	12.5 (3.5-14.0)	3.47 (0.8-4.84)	3.60
	7	7	7	7	12	12	1.68	1.68	1.68	1.68	2.89	2.89	12.5 (3.5-14.0)	3.52 (0.8-4.84)	3.55
	7	7	7	7	12	14	1.62	1.62	1.62	1.62	2.78	3.24	12.5 (3.5-14.0)	3.51 (0.8-4.84)	3.56
	7	7	7	7	12	18	1.51	1.51	1.51	1.51	2.59	3.87	12.5 (3.5-14.0)	3.48 (0.8-4.84)	3.59
	7	7	7	7	14	14	1.56	1.56	1.56	1.56	3.13	3.13	12.5 (3.5-14.0)	3.50 (0.8-4.84)	3.57
	7	7	7	7	14	18	1.46	1.46	1.46	1.46	2.92	3.74	12.5 (3.5-14.0)	3.47 (0.8-4.84)	3.60
	7	7	7	9	9	9	1.82	1.82	1.82	2.34	2.34	2.34	12.5 (3.5-14.0)	3.55 (0.8-4.84)	3.52
	7	7	7	9	9	12	1.72	1.72	1.72	2.21	2.21	2.92	12.5 (3.5-14.0)	3.53 (0.8-4.84)	3.54
	7	7	7	9	9	14	1.65	1.65	1.65	2.12	2.12	3.31	12.5 (3.5-14.0)	3.51 (0.8-4.84)	3.56
	7	7	7	9	9	18	1.54	1.54	1.54	1.97	1.97	3.94	12.5 (3.5-14.0)	3.49 (0.8-4.84)	3.58
	7	7	7	9	12	12	1.62	1.62	1.62	2.08	2.78	2.78	12.5 (3.5-14.0)	3.51 (0.8-4.84)	3.56
	7	7	7	9	12	14	1.56	1.56	1.56	2.01	2.68	3.13	12.5 (3.5-14.0)	3.50 (0.8-4.84)	3.57
	7	7	7	9	12	18	1.46	1.46	1.46	1.88	2.50	3.74	12.5 (3.5-14.0)	3.47 (0.8-4.84)	3.60
	7	7	7	9	14	14	1.51	1.51	1.51	1.93	3.02	3.02	12.5 (3.5-14.0)	3.48 (0.8-4.84)	3.59
	7	7	7	12	12	12	1.54	1.54	1.54	2.63	2.63	2.63	12.5 (3.5-14.0)	3.49 (0.8-4.84)	3.58
	7	7	7	12	12	14	1.48	1.48	1.48	2.54	2.54	2.98	12.5 (3.5-14.0)	3.48 (0.8-4.84)	3.59
	7	7	7	12	14	14	1.43	1.43	1.43	2.47	2.87	2.87	12.5 (3.5-14.0)	3.47 (0.8-4.84)	3.60
	7	7	9	9	9	9	1.75	1.75	2.25	2.25	2.25	2.25	12.5 (3.5-14.0)	3.53 (0.8-4.84)	3.54
	7	7	9	9	9	12	1.65	1.65	2.12	2.12	2.12	2.84	12.5 (3.5-14.0)	3.51 (0.8-4.84)	3.56
	7	7	9	9	9	14	1.59	1.59	2.05	2.05	2.05	3.17	12.5 (3.5-14.0)	3.50 (0.8-4.84)	3.57
	7	7	9	9	9	18	1.48	1.48	1.91	1.91	1.91	3.81	12.5 (3.5-14.0)	3.48 (0.8-4.84)	3.59
	7	7	9	9	12	12	1.56	1.56	2.01	2.01	2.68	2.68	12.5 (3.5-14.0)	3.50 (0.8-4.84)	3.57
	7	7	9	9	12	14	1.51	1.51	1.94	1.94	2.59	3.01	12.5 (3.5-14.0)	3.48 (0.8-4.84)	3.59
	7	7	9	9	12	18	1.41	1.41	1.81	1.81	2.42	3.64	12.5 (3.5-14.0)	3.46 (0.8-4.84)	3.61
	7	7	9	9	14	14	1.46	1.46	1.88	1.88	2.91	2.91	12.5 (3.5-14.0)	3.47 (0.8-4.84)	3.60
	7	7	9	12	12	12	1.48	1.48	1.92	2.54	2.54	2.54	12.5 (3.5-14.0)	3.48 (0.8-4.84)	3.59
	7	7	9	12	12	14	1.43	1.43	1.85	2.46	2.46	2.87	12.5 (3.5-14.0)	3.47 (0.8-4.84)	3.60
	7	7	12	12	12	12	1.41	1.41	2.42	2.42	2.42	2.42	12.5 (3.5-14.0)	3.46 (0.8-4.84)	3.61
	7	9	9	9	9	9	1.70	2.16	2.16	2.16	2.16	2.16	12.5 (3.5-14.0)	3.52 (0.8-4.84)	3.55
	7	9	9	9	9	12	1.59	2.05	2.05	2.05	2.05	2.71	12.5 (3.5-14.0)	3.50 (0.8-4.84)	3.57
	7	9	9	9	9	14	1.54	1.97	1.97	1.97	1.97	3.08	12.5 (3.5-14.0)	3.49 (0.8-4.84)	3.58
	7	9	9	9	12	12	1.50	1.94	1.94	1.94	2.59	2.59	12.5 (3.5-14.0)	3.48 (0.8-4.84)	3.59
	7	9	9	9	12	14	1.46	1.88	1.88	1.88	2.50	2.90	12.5 (3.5-14.0)	3.47 (0.8-4.84)	3.60
	7	9	9	12	12	12	1.44	1.84	1.84	2.46	2.46	2.46	12.5 (3.5-14.0)	3.47 (0.8-4.84)	3.60
	9	9	9	9	9	9	2.08	2.08	2.08	2.08	2.08	2.08	12.5 (3.5-14.0)	3.51 (0.8-4.84)	3.56
	9	9	9	9	9	12	1.97	1.97	1.97	1.97	1.97	2.65	12.5 (3.5-14.0)	3.49 (0.8-4.84)	3.58
	9	9	9	9	12	12	1.88	1.88	1.88	1.88	2.49	2.49	12.5 (3.5-14.0)	3.47 (0.8-4.84)	3.60

Notes:
- 7: 7000 Btu/h/9: 9000 Btu/h/12: 12000 Btu/h/14: 14000 Btu/h/18: 18000 Btu/h/24: 24000 Btu/h models
- The above specifications apply when connected with a wall-mounted unit.
- 2 or more indoor units should be connected.
- Cooling capacity is determined based on 27°CDB/19°CWB (indoor temperature) and 35°CDB (outdoor temperature).
- Pipe Length: 5 m, Height difference: 0 m (Outdoor unit to Indoor unit)
- Total capacity of indoor units connected must be between 36000Btu/h and 60000Btu/h.

6-unit Multi-split heating

AOYG45LBLA6	Combination of Indoor Units						Heating Operation								
							Heating Capacity							Input Power (Min. - Max.)	COP
							Unit 1	Unit 2	Unit 3	Unit 4	Unit 5	Unit 6	Total Capacity (Min. - Max.)		
							kW	kW	kW	kW	kW	kW	kW	kW	
2-unit connection	12	24	-	-	-	-	4.07	8.13	-	-	-	-	12.2 (3.5-13.1)	3.41 (0.7-3.54)	3.58
	14	24	-	-	-	-	4.61	7.89	-	-	-	-	12.5 (3.5-13.8)	3.56 (0.7-3.76)	3.51
	18	18	-	-	-	-	6.10	6.10	-	-	-	-	12.2 (3.5-13.1)	3.41 (0.7-3.54)	3.58
	18	24	-	-	-	-	5.66	7.54	-	-	-	-	13.2 (3.5-15.3)	3.78 (0.7-4.20)	3.49
	24	24	-	-	-	-	6.75	6.75	-	-	-	-	13.5 (3.5-16.0)	3.89 (0.7-4.41)	3.47
3-unit connection	7	7	24	-	-	-	2.30	2.30	7.90	-	-	-	12.5 (3.5-13.8)	3.43 (0.7-3.76)	3.64
	7	9	18	-	-	-	2.35	3.02	6.03	-	-	-	11.4 (3.5-12.4)	2.98 (0.7-3.33)	3.83
	7	9	24	-	-	-	2.24	2.88	7.68	-	-	-	12.8 (3.5-14.5)	3.54 (0.7-3.98)	3.62
	7	12	18	-	-	-	2.33	3.99	5.98	-	-	-	12.3 (3.5-13.5)	3.35 (0.7-3.65)	3.67
	7	12	24	-	-	-	2.17	3.71	7.42	-	-	-	13.3 (3.5-15.6)	3.69 (0.7-4.30)	3.60
	7	14	14	-	-	-	2.40	4.80	4.80	-	-	-	12.0 (3.5-12.7)	3.15 (0.7-3.44)	3.81
	7	14	18	-	-	-	2.28	4.56	5.86	-	-	-	12.7 (3.5-14.2)	3.49 (0.7-3.87)	3.64
	7	14	24	-	-	-	2.10	4.20	7.20	-	-	-	13.5 (3.5-16.0)	3.75 (0.7-4.41)	3.60
	7	18	18	-	-	-	2.16	5.57	5.57	-	-	-	13.3 (3.5-15.6)	3.69 (0.7-4.30)	3.60
	7	18	24	-	-	-	1.93	4.96	6.61	-	-	-	13.5 (3.5-16.0)	3.74 (0.7-4.41)	3.61
	7	24	24	-	-	-	1.72	5.89	5.89	-	-	-	13.5 (3.5-16.0)	3.72 (0.7-4.41)	3.63
	9	9	18	-	-	-	3.05	3.05	6.10	-	-	-	12.2 (3.5-13.1)	3.28 (0.7-3.54)	3.72
	9	9	24	-	-	-	2.83	2.83	7.54	-	-	-	13.2 (3.5-15.3)	3.64 (0.7-4.20)	3.63
	9	12	14	-	-	-	3.09	4.11	4.80	-	-	-	12.0 (3.5-12.7)	3.15 (0.7-3.44)	3.81
	9	12	18	-	-	-	2.93	3.91	5.86	-	-	-	12.7 (3.5-14.2)	3.49 (0.7-3.87)	3.64
	9	12	24	-	-	-	2.70	3.60	7.20	-	-	-	13.5 (3.5-16.0)	3.75 (0.7-4.41)	3.60
	9	14	14	-	-	-	3.00	4.65	4.65	-	-	-	12.3 (3.5-13.5)	3.35 (0.7-3.65)	3.67
	9	14	18	-	-	-	2.85	4.44	5.71	-	-	-	13.0 (3.5-14.9)	3.59 (0.7-4.09)	3.62
	9	14	24	-	-	-	2.59	4.02	6.89	-	-	-	13.5 (3.5-16.0)	3.74 (0.7-4.41)	3.61
	9	18	18	-	-	-	2.70	5.40	5.40	-	-	-	13.5 (3.5-16.0)	3.75 (0.7-4.41)	3.60
	9	18	24	-	-	-	2.38	4.76	6.36	-	-	-	13.5 (3.5-16.0)	3.73 (0.7-4.41)	3.62
	9	24	24	-	-	-	2.14	5.68	5.68	-	-	-	13.5 (3.5-16.0)	3.71 (0.7-4.41)	3.64
	12	12	12	-	-	-	4.07	4.07	4.07	-	-	-	12.2 (3.5-13.1)	3.28 (0.7-3.54)	3.72
	12	12	14	-	-	-	3.94	3.95	4.61	-	-	-	12.5 (3.5-13.8)	3.43 (0.7-3.76)	3.64
	12	12	18	-	-	-	3.77	3.77	5.66	-	-	-	13.2 (3.5-15.3)	3.64 (0.7-4.20)	3.63
	12	12	24	-	-	-	3.38	3.38	6.74	-	-	-	13.5 (3.5-16.0)	3.74 (0.7-4.41)	3.61
	12	14	14	-	-	-	3.84	4.48	4.48	-	-	-	12.8 (3.5-14.5)	3.54 (0.7-3.98)	3.62
	12	14	18	-	-	-	3.68	4.30	5.52	-	-	-	13.5 (3.5-16.0)	3.75 (0.7-4.41)	3.60
	12	14	24	-	-	-	3.24	3.78	6.48	-	-	-	13.5 (3.5-16.0)	3.74 (0.7-4.41)	3.61
	12	18	18	-	-	-	3.38	5.06	5.06	-	-	-	13.5 (3.5-16.0)	3.74 (0.7-4.41)	3.61
	12	18	24	-	-	-	3.00	4.50	6.00	-	-	-	13.5 (3.5-16.0)	3.72 (0.7-4.41)	3.63
	12	24	24	-	-	-	2.70	5.40	5.40	-	-	-	13.5 (3.5-16.0)	3.71 (0.7-4.41)	3.64
	14	14	14	-	-	-	4.40	4.40	4.40	-	-	-	13.2 (3.5-15.3)	3.64 (0.7-4.20)	3.63
	14	14	18	-	-	-	4.11	4.11	5.28	-	-	-	13.5 (3.5-16.0)	3.75 (0.7-4.41)	3.60
	14	14	24	-	-	-	3.63	3.63	6.24	-	-	-	13.5 (3.5-16.0)	3.73 (0.7-4.41)	3.62
	14	18	18	-	-	-	3.78	4.86	4.86	-	-	-	13.5 (3.5-16.0)	3.74 (0.7-4.41)	3.61
	14	18	24	-	-	-	3.38	4.34	5.78	-	-	-	13.5 (3.5-16.0)	3.72 (0.7-4.41)	3.63
	14	24	24	-	-	-	3.04	5.23	5.23	-	-	-	13.5 (3.5-16.0)	3.70 (0.7-4.41)	3.65
	18	18	18	-	-	-	4.50	4.50	4.50	-	-	-	13.5 (3.5-16.0)	3.72 (0.7-4.41)	3.63
	18	18	24	-	-	-	4.05	4.05	5.40	-	-	-	13.5 (3.5-16.0)	3.71 (0.7-4.41)	3.64
4-unit connection	7	7	7	14	-	-	2.40	2.40	2.40	4.80	-	-	12.0 (3.5-12.7)	2.98 (0.7-3.44)	4.03
	7	7	7	18	-	-	2.28	2.28	2.28	5.86	-	-	12.7 (3.5-14.2)	3.35 (0.7-3.87)	3.79
	7	7	7	24	-	-	2.10	2.10	2.10	7.20	-	-	13.5 (3.5-16.0)	3.61 (0.7-4.41)	3.74
	7	7	9	12	-	-	2.40	2.40	3.09	4.11	-	-	12.0 (3.5-12.7)	2.98 (0.7-3.44)	4.03
	7	7	9	14	-	-	2.33	2.33	2.99	4.65	-	-	12.3 (3.5-13.5)	3.19 (0.7-3.65)	3.86
	7	7	9	18	-	-	2.22	2.22	2.85	5.71	-	-	13.0 (3.5-14.9)	3.46 (0.7-4.09)	3.76
	7	7	9	24	-	-	2.01	2.01	2.59	6.89	-	-	13.5 (3.5-16.0)	3.60 (0.7-4.41)	3.75
	7	7	12	12	-	-	2.30	2.30	3.95	3.95	-	-	12.5 (3.5-13.8)	3.28 (0.7-3.76)	3.81
	7	7	12	14	-	-	2.24	2.24	3.84	4.48	-	-	12.8 (3.5-14.5)	3.41 (0.7-3.98)	3.75
	7	7	12	18	-	-	2.15	2.15	3.68	5.52	-	-	13.5 (3.5-16.0)	3.61 (0.7-4.41)	3.74
	7	7	12	24	-	-	1.89	1.89	3.24	6.48	-	-	13.5 (3.5-16.0)	3.60 (0.7-4.41)	3.75
	7	7	14	14	-	-	2.20	2.20	4.40	4.40	-	-	13.2 (3.5-15.3)	3.52 (0.7-4.20)	3.75
	7	7	14	18	-	-	2.05	2.05	4.11	5.29	-	-	13.5 (3.5-16.0)	3.61 (0.7-4.41)	3.74
	7	7	14	24	-	-	1.82	1.82	3.63	6.23	-	-	13.5 (3.5-16.0)	3.59 (0.7-4.41)	3.76
	7	7	18	18	-	-	1.89	1.89	4.86	4.86	-	-	13.5 (3.5-16.0)	3.60 (0.7-4.41)	3.75
	7	7	18	24	-	-	1.69	1.69	4.34	5.78	-	-	13.5 (3.5-16.0)	3.58 (0.7-4.41)	3.77
	7	7	24	24	-	-	1.52	1.52	5.23	5.23	-	-	13.5 (3.5-16.0)	3.56 (0.7-4.41)	3.79
	7	9	9	9	-	-	2.34	3.02	3.02	3.02	-	-	11.4 (3.5-12.4)	2.82 (0.7-3.33)	4.04
	7	9	9	12	-	-	2.33	2.99	2.99	3.99	-	-	12.3 (3.5-13.5)	3.19 (0.7-3.65)	3.86
	7	9	9	14	-	-	2.28	2.93	2.93	4.56	-	-	12.7 (3.5-14.2)	3.35 (0.7-3.87)	3.79
	7	9	9	18	-	-	2.17	2.78	2.78	5.57	-	-	13.3 (3.5-15.6)	3.56 (0.7-4.30)	3.74
	7	9	9	24	-	-	1.93	2.48	2.48	6.61	-	-	13.5 (3.5-16.0)	3.60 (0.7-4.41)	3.75
	7	9	12	12	-	-	2.24	2.88	3.84	3.84	-	-	12.8 (3.5-14.5)	3.41 (0.7-3.98)	3.75
	7	9	12	14	-	-	2.20	2.83	3.77	4.40	-	-	13.2 (3.5-15.3)	3.52 (0.7-4.20)	3.75
	7	9	12	18	-	-	2.05	2.64	3.52	5.29	-	-	13.5 (3.5-16.0)	3.61 (0.7-4.41)	3.74
	7	9	12	24	-	-	1.82	2.34	3.12	6.22	-	-	13.5 (3.5-16.0)	3.59 (0.7-4.41)	3.76
	7	9	14	14	-	-	2.15	2.75	4.30	4.30	-	-	13.5 (3.5-16.0)	3.61 (0.7-4.41)	3.74
	7	9	14	18	-	-	1.97	2.53	3.94	5.06	-	-	13.5 (3.5-16.0)	3.60 (0.7-4.41)	3.75
	7	9	14	24	-	-	1.75	2.25	3.50	6.00	-	-	13.5 (3.5-16.0)	3.58 (0.7-4.41)	3.77
	7	9	18	18	-	-	1.82	2.34	4.67	4.67	-	-	13.5 (3.5-16.0)	3.59 (0.7-4.41)	3.76
	7	9	18	24	-	-	1.63	2.09	4.19	5.59	-	-	13.5 (3.5-16.0)	3.57 (0.7-4.41)	3.78
	7	12	12	12	-	-	2.17	3.71	3.71	3.71	-	-	13.3 (3.5-15.6)	3.56 (0.7-4.30)	3.74
	7	12	12	14	-	-	2.10	3.60	3.60	4.20	-	-	13.5 (3.5-16.0)	3.61 (0.7-4.41)	3.74
	7	12	12	18	-	-	1.93	3.31	3.31	4.95	-	-	13.5 (3.5-16.0)	3.60 (0.7-4.41)	3.75
	7	12	12	24	-	-	1.72	2.95	2.95	5.88	-	-	13.5 (3.5-16.0)	3.58 (0.7-4.41)	3.77
	7	12	14	14	-	-	2.01	3.45	4.02	4.02	-	-	13.5 (3.5-16.0)	3.60 (0.7-4.41)	3.75
	7	12	14	18	-	-	1.85	3.18	3.71	4.76	-	-	13.5 (3.5-16.0)	3.59 (0.7-4.41)	3.76
	7	12	14	24	-	-	1.66	2.84	3.32	5.68	-	-	13.5 (3.5-16.0)	3.57 (0.7-4.41)	3.78
	7	12	18	18	-	-	1.72	2.94	4.42	4.42	-	-	13.5 (3.5-16.0)	3.58 (0.7-4.41)	3.77
	7	12	18	24	-	-	1.55	2.66	3.98	5.31	-	-	13.5 (3.5-16.0)	3.56 (0.7-4.41)	3.79
	7	14	14	14	-	-	1.92	3.86	3.86	3.86	-	-	13.5 (3.5-16.0)	3.60 (0.7-4.41)	3.75
	7	14	14	18	-	-	1.78	3.57	3.57	4.58	-	-	13.5 (3.5-16.0)	3.59 (0.7-4.41)	3.76
	7	14	14	24	-	-	1.60	3.20	3.20	5.50	-	-	13.5 (3.5-16.0)	3.57 (0.7-4.41)	3.78
	7	14	18	18	-	-	1.66	3.32	4.26	4.26	-	-	13.5 (3.5-16.0)	3.57 (0.7-4.41)	3.78
	7	18	18	18	-	-	1.56	3.98	3.98	3.98	-	-	13.5 (3.5-16.0)	3.56 (0.7-4.41)	3.79
	9	9	9	9	-	-	3.05	3.05	3.05	3.05	-	-	12.2 (3.5-13.1)	3.09 (0.7-3.54)	3.95
	9	9	9	12	-	-	2.93	2.93	2.93	3.91	-	-	12.7 (3.5-14.2)	3.35 (0.7-3.87)	3.79

6-unit Multi-Split Combination Table–Heating

6-unit Multi-split heating

AOYG45LBLA6	Combination of Indoor Units						Heating Operation								
							Heating Capacity							Input Power (Min. - Max.)	COP
							Unit 1	Unit 2	Unit 3	Unit 4	Unit 5	Unit 6	Total Capacity (Min. - Max.)		
							kW	kW	kW	kW	kW	kW	kW	kW	
4-unit connection	9	9	9	14	-	-	2.85	2.85	2.85	4.45	-	-	13.0 (3.5-14.9)	3.46 (0.7-4.09)	3.76
	9	9	9	18	-	-	2.70	2.70	2.70	5.40	-	-	13.5 (3.5-16.0)	3.61 (0.7-4.41)	3.74
	9	9	9	24	-	-	2.38	2.38	2.38	6.36	-	-	13.5 (3.5-16.0)	3.59 (0.7-4.41)	3.76
	9	9	12	12	-	-	2.83	2.83	3.77	3.77	-	-	13.2 (3.5-15.3)	3.52 (0.7-4.20)	3.75
	9	9	12	14	-	-	2.76	2.76	3.68	4.30	-	-	13.5 (3.5-16.0)	3.61 (0.7-4.41)	3.74
	9	9	12	18	-	-	2.53	2.53	3.38	5.06	-	-	13.5 (3.5-16.0)	3.60 (0.7-4.41)	3.75
	9	9	12	24	-	-	2.25	2.25	3.00	6.00	-	-	13.5 (3.5-16.0)	3.58 (0.7-4.41)	3.77
	9	9	14	14	-	-	2.64	2.64	4.11	4.11	-	-	13.5 (3.5-16.0)	3.61 (0.7-4.41)	3.74
	9	9	14	18	-	-	2.43	2.43	3.78	4.86	-	-	13.5 (3.5-16.0)	3.60 (0.7-4.41)	3.75
	9	9	14	24	-	-	2.17	2.17	3.38	5.78	-	-	13.5 (3.5-16.0)	3.58 (0.7-4.41)	3.77
	9	9	18	18	-	-	2.25	2.25	4.50	4.50	-	-	13.5 (3.5-16.0)	3.58 (0.7-4.41)	3.77
	9	9	18	24	-	-	2.03	2.03	4.05	5.39	-	-	13.5 (3.5-16.0)	3.57 (0.7-4.41)	3.78
	9	12	12	12	-	-	2.70	3.60	3.60	3.60	-	-	13.5 (3.5-16.0)	3.61 (0.7-4.41)	3.74
	9	12	12	14	-	-	2.59	3.45	3.45	4.01	-	-	13.5 (3.5-16.0)	3.60 (0.7-4.41)	3.75
	9	12	12	18	-	-	2.38	3.18	3.18	4.76	-	-	13.5 (3.5-16.0)	3.59 (0.7-4.41)	3.76
	9	12	12	24	-	-	2.13	2.84	2.84	5.69	-	-	13.5 (3.5-16.0)	3.57 (0.7-4.41)	3.78
	9	12	14	14	-	-	2.48	3.30	3.86	3.86	-	-	13.5 (3.5-16.0)	3.60 (0.7-4.41)	3.75
	9	12	14	18	-	-	2.29	3.06	3.57	4.58	-	-	13.5 (3.5-16.0)	3.59 (0.7-4.41)	3.76
	9	12	14	24	-	-	2.06	2.75	3.20	5.49	-	-	13.5 (3.5-16.0)	3.57 (0.7-4.41)	3.78
	9	12	18	18	-	-	2.13	2.85	4.26	4.26	-	-	13.5 (3.5-16.0)	3.57 (0.7-4.41)	3.78
	9	14	14	14	-	-	2.37	3.71	3.71	3.71	-	-	13.5 (3.5-16.0)	3.59 (0.7-4.41)	3.76
	9	14	14	18	-	-	2.21	3.44	3.44	4.41	-	-	13.5 (3.5-16.0)	3.58 (0.7-4.41)	3.77
	9	14	14	24	-	-	1.99	3.10	3.10	5.31	-	-	13.5 (3.5-16.0)	3.56 (0.7-4.41)	3.79
	9	14	18	18	-	-	2.06	3.20	4.12	4.12	-	-	13.5 (3.5-16.0)	3.57 (0.7-4.41)	3.78
	12	12	12	12	-	-	3.38	3.38	3.38	3.38	-	-	13.5 (3.5-16.0)	3.60 (0.7-4.41)	3.75
	12	12	12	14	-	-	3.24	3.24	3.24	3.78	-	-	13.5 (3.5-16.0)	3.60 (0.7-4.41)	3.75
	12	12	12	18	-	-	3.00	3.00	3.00	4.50	-	-	13.5 (3.5-16.0)	3.58 (0.7-4.41)	3.77
	12	12	12	24	-	-	2.70	2.70	2.70	5.40	-	-	13.5 (3.5-16.0)	3.57 (0.7-4.41)	3.78
	12	12	14	14	-	-	3.12	3.12	3.63	3.63	-	-	13.5 (3.5-16.0)	3.59 (0.7-4.41)	3.76
	12	12	14	18	-	-	2.89	2.89	3.38	4.34	-	-	13.5 (3.5-16.0)	3.58 (0.7-4.41)	3.77
	12	12	14	24	-	-	2.61	2.61	3.05	5.23	-	-	13.5 (3.5-16.0)	3.56 (0.7-4.41)	3.79
	12	12	18	18	-	-	2.70	2.70	4.05	4.05	-	-	13.5 (3.5-16.0)	3.57 (0.7-4.41)	3.78
	12	14	14	14	-	-	3.00	3.50	3.50	3.50	-	-	13.5 (3.5-16.0)	3.58 (0.7-4.41)	3.77
	12	14	14	18	-	-	2.79	3.26	3.26	4.19	-	-	13.5 (3.5-16.0)	3.57 (0.7-4.41)	3.78
	12	14	18	18	-	-	2.61	3.05	3.92	3.92	-	-	13.5 (3.5-16.0)	3.56 (0.7-4.41)	3.79
5-unit connection	7	7	7	7	7	-	2.40	2.40	2.40	2.40	2.40	-	12.0 (3.5-12.7)	2.82 (0.7-3.44)	4.26
	7	7	7	7	9	-	2.33	2.33	2.33	2.33	2.98	-	12.3 (3.5-13.5)	3.03 (0.7-3.65)	4.06
	7	7	7	7	12	-	2.24	2.24	2.24	2.24	3.84	-	12.8 (3.5-14.5)	3.29 (0.7-3.98)	3.89
	7	7	7	7	14	-	2.20	2.20	2.20	2.20	4.40	-	13.2 (3.5-15.3)	3.40 (0.7-4.20)	3.88
	7	7	7	7	18	-	2.05	2.05	2.05	2.05	5.30	-	13.5 (3.5-16.0)	3.49 (0.7-4.41)	3.87
	7	7	7	7	24	-	1.82	1.82	1.82	1.82	6.22	-	13.5 (3.5-16.0)	3.47 (0.7-4.41)	3.89
	7	7	7	9	9	-	2.28	2.28	2.28	2.93	2.93	-	12.7 (3.5-14.2)	3.23 (0.7-3.87)	3.93
	7	7	7	9	12	-	2.20	2.20	2.20	2.83	3.77	-	13.2 (3.5-15.3)	3.40 (0.7-4.20)	3.88
	7	7	7	9	14	-	2.15	2.15	2.15	2.76	4.29	-	13.5 (3.5-16.0)	3.49 (0.7-4.41)	3.87
	7	7	7	9	18	-	1.97	1.97	1.97	2.53	5.06	-	13.5 (3.5-16.0)	3.48 (0.7-4.41)	3.88
	7	7	7	9	24	-	1.75	1.75	1.75	2.25	6.00	-	13.5 (3.5-16.0)	3.46 (0.7-4.41)	3.90
	7	7	7	12	12	-	2.10	2.10	2.10	3.60	3.60	-	13.5 (3.5-16.0)	3.49 (0.7-4.41)	3.87
	7	7	7	12	14	-	2.01	2.01	2.01	3.45	4.02	-	13.5 (3.5-16.0)	3.48 (0.7-4.41)	3.88
	7	7	7	12	18	-	1.85	1.85	1.85	3.18	4.77	-	13.5 (3.5-16.0)	3.47 (0.7-4.41)	3.89
	7	7	7	12	24	-	1.66	1.66	1.66	2.84	5.68	-	13.5 (3.5-16.0)	3.45 (0.7-4.41)	3.91
	7	7	7	14	14	-	1.93	1.93	1.93	3.86	3.86	-	13.5 (3.5-16.0)	3.48 (0.7-4.41)	3.88
	7	7	7	14	18	-	1.78	1.78	1.78	3.57	4.59	-	13.5 (3.5-16.0)	3.47 (0.7-4.41)	3.89
	7	7	7	14	24	-	1.60	1.60	1.60	3.20	5.50	-	13.5 (3.5-16.0)	3.45 (0.7-4.41)	3.91
	7	7	7	18	18	-	1.66	1.66	1.66	4.26	4.26	-	13.5 (3.5-16.0)	3.45 (0.7-4.41)	3.91
	7	7	9	9	9	-	2.22	2.22	2.85	2.85	2.85	-	13.0 (3.5-14.9)	3.34 (0.7-4.09)	3.89
	7	7	9	9	12	-	2.15	2.15	2.76	2.76	3.68	-	13.5 (3.5-16.0)	3.49 (0.7-4.41)	3.87
	7	7	9	9	14	-	2.05	2.05	2.64	2.64	4.12	-	13.5 (3.5-16.0)	3.49 (0.7-4.41)	3.87
	7	7	9	9	18	-	1.89	1.89	2.43	2.43	4.86	-	13.5 (3.5-16.0)	3.48 (0.7-4.41)	3.88
	7	7	9	9	24	-	1.69	1.69	2.17	2.17	5.78	-	13.5 (3.5-16.0)	3.46 (0.7-4.41)	3.90
	7	7	9	12	12	-	2.01	2.01	2.58	3.45	3.45	-	13.5 (3.5-16.0)	3.48 (0.7-4.41)	3.88
	7	7	9	12	14	-	1.93	1.93	2.48	3.31	3.85	-	13.5 (3.5-16.0)	3.48 (0.7-4.41)	3.88
	7	7	9	12	18	-	1.78	1.78	2.29	3.06	4.59	-	13.5 (3.5-16.0)	3.47 (0.7-4.41)	3.89
	7	7	9	12	24	-	1.60	1.60	2.06	2.75	5.49	-	13.5 (3.5-16.0)	3.45 (0.7-4.41)	3.91
	7	7	9	14	14	-	1.85	1.85	2.38	3.71	3.71	-	13.5 (3.5-16.0)	3.47 (0.7-4.41)	3.89
	7	7	9	14	18	-	1.72	1.72	2.21	3.44	4.41	-	13.5 (3.5-16.0)	3.46 (0.7-4.41)	3.90
	7	7	9	14	24	-	1.55	1.55	1.99	3.10	5.31	-	13.5 (3.5-16.0)	3.44 (0.7-4.41)	3.92
	7	7	9	18	18	-	1.60	1.60	2.06	4.12	4.12	-	13.5 (3.5-16.0)	3.45 (0.7-4.41)	3.91
	7	7	12	12	12	-	1.89	1.89	3.24	3.24	3.24	-	13.5 (3.5-16.0)	3.48 (0.7-4.41)	3.88
	7	7	12	12	14	-	1.82	1.82	3.12	3.12	3.62	-	13.5 (3.5-16.0)	3.47 (0.7-4.41)	3.89
	7	7	12	12	18	-	1.69	1.69	2.89	2.89	4.34	-	13.5 (3.5-16.0)	3.46 (0.7-4.41)	3.90
	7	7	12	12	24	-	1.52	1.52	2.61	2.61	5.24	-	13.5 (3.5-16.0)	3.44 (0.7-4.41)	3.92
	7	7	12	14	14	-	1.75	1.75	3.00	3.50	3.50	-	13.5 (3.5-16.0)	3.46 (0.7-4.41)	3.90
	7	7	12	14	18	-	1.63	1.63	2.79	3.26	4.19	-	13.5 (3.5-16.0)	3.45 (0.7-4.41)	3.91
	7	7	12	18	18	-	1.52	1.52	2.62	3.92	3.92	-	13.5 (3.5-16.0)	3.44 (0.7-4.41)	3.92
	7	7	14	14	14	-	1.68	1.68	3.38	3.38	3.38	-	13.5 (3.5-16.0)	3.46 (0.7-4.41)	3.90
	7	7	14	14	18	-	1.58	1.58	3.15	3.15	4.04	-	13.5 (3.5-16.0)	3.45 (0.7-4.41)	3.91
	7	9	9	9	9	-	2.18	2.78	2.78	2.78	2.78	-	13.3 (3.5-15.6)	3.44 (0.7-4.30)	3.87
	7	9	9	9	12	-	2.05	2.64	2.64	2.64	3.53	-	13.5 (3.5-16.0)	3.49 (0.7-4.41)	3.87
	7	9	9	9	14	-	1.97	2.53	2.53	2.53	3.94	-	13.5 (3.5-16.0)	3.48 (0.7-4.41)	3.88
	7	9	9	9	18	-	1.82	2.34	2.34	2.34	4.66	-	13.5 (3.5-16.0)	3.47 (0.7-4.41)	3.89
	7	9	9	9	24	-	1.63	2.09	2.09	2.09	5.60	-	13.5 (3.5-16.0)	3.45 (0.7-4.41)	3.91
	7	9	9	12	12	-	1.92	2.48	2.48	3.31	3.31	-	13.5 (3.5-16.0)	3.48 (0.7-4.41)	3.88
	7	9	9	12	14	-	1.85	2.38	2.38	3.18	3.71	-	13.5 (3.5-16.0)	3.47 (0.7-4.41)	3.89
	7	9	9	12	18	-	1.72	2.21	2.21	2.95	4.41	-	13.5 (3.5-16.0)	3.46 (0.7-4.41)	3.90
	7	9	9	12	24	-	1.55	1.99	1.99	2.66	5.31	-	13.5 (3.5-16.0)	3.44 (0.7-4.41)	3.92
	7	9	9	14	14	-	1.78	2.29	2.29	3.57	3.57	-	13.5 (3.5-16.0)	3.47 (0.7-4.41)	3.89
	7	9	9	14	18	-	1.66	2.13	2.13	3.32	4.26	-	13.5 (3.5-16.0)	3.45 (0.7-4.41)	3.91
	7	9	9	18	18	-	1.56	1.99	1.99	3.98	3.98	-	13.5 (3.5-16.0)	3.44 (0.7-4.41)	3.92
	7	9	12	12	12	-	1.82	2.32	3.12	3.12	3.12	-	13.5 (3.5-16.0)	3.47 (0.7-4.41)	3.89
	7	9	12	12	14	-	1.75	2.25	3.00	3.00	3.50	-	13.5 (3.5-16.0)	3.46 (0.7-4.41)	3.90
	7	9	12	12	18	-	1.63	2.09	2.79	2.79	4.20	-	13.5 (3.5-16.0)	3.45 (0.7-4.41)	3.91
	7	9	12	14	14	-	1.69	2.17	2.88	3.38	3.38	-	13.5 (3.5-16.0)	3.46 (0.7-4.41)	3.90

6-unit Multi-split heating

AOYG45LBLA6	Combination of Indoor Units						Heating Operation								
							Heating Capacity							Input Power (Min. - Max.)	COP
							Unit 1	Unit 2	Unit 3	Unit 4	Unit 5	Unit 6	Total Capacity (Min. - Max.)		
							kW	kW	kW	kW	kW	kW	kW	kW	
5-unit connection	7	9	12	14	18	-	1.58	2.03	2.70	3.15	4.04	-	13.5 (3.5-16.0)	3.45 (0.7-4.41)	3.91
	7	9	14	14	14	-	1.63	2.09	3.26	3.26	3.26	-	13.5 (3.5-16.0)	3.45 (0.7-4.41)	3.91
	7	9	14	14	18	-	1.52	1.96	3.05	3.05	3.92	-	13.5 (3.5-16.0)	3.44 (0.7-4.41)	3.92
	7	12	12	12	12	-	1.70	2.95	2.95	2.95	2.95	-	13.5 (3.5-16.0)	3.46 (0.7-4.41)	3.90
	7	12	12	12	14	-	1.66	2.84	2.84	2.84	3.32	-	13.5 (3.5-16.0)	3.45 (0.7-4.41)	3.91
	7	12	12	12	18	-	1.55	2.66	2.66	2.66	3.97	-	13.5 (3.5-16.0)	3.44 (0.7-4.41)	3.92
	7	12	12	14	14	-	1.60	2.75	2.75	3.20	3.20	-	13.5 (3.5-16.0)	3.45 (0.7-4.41)	3.91
	7	12	14	14	14	-	1.55	2.65	3.10	3.10	3.10	-	13.5 (3.5-16.0)	3.44 (0.7-4.41)	3.92
	9	9	9	9	9	-	2.70	2.70	2.70	2.70	2.70	-	13.5 (3.5-16.0)	3.49 (0.7-4.41)	3.87
	9	9	9	9	12	-	2.53	2.53	2.53	2.53	3.38	-	13.5 (3.5-16.0)	3.48 (0.7-4.41)	3.88
	9	9	9	9	14	-	2.43	2.43	2.43	2.43	3.78	-	13.5 (3.5-16.0)	3.48 (0.7-4.41)	3.88
	9	9	9	9	18	-	2.25	2.25	2.25	2.25	4.50	-	13.5 (3.5-16.0)	3.46 (0.7-4.41)	3.90
	9	9	9	9	24	-	2.03	2.03	2.03	2.03	5.38	-	13.5 (3.5-16.0)	3.45 (0.7-4.41)	3.91
	9	9	9	12	12	-	2.38	2.38	2.38	3.18	3.18	-	13.5 (3.5-16.0)	3.47 (0.7-4.41)	3.89
	9	9	9	12	14	-	2.29	2.29	2.29	3.06	3.57	-	13.5 (3.5-16.0)	3.47 (0.7-4.41)	3.89
	9	9	9	12	18	-	2.13	2.13	2.13	2.84	4.27	-	13.5 (3.5-16.0)	3.45 (0.7-4.41)	3.91
	9	9	9	14	14	-	2.21	2.21	2.21	3.44	3.44	-	13.5 (3.5-16.0)	3.46 (0.7-4.41)	3.90
	9	9	9	14	18	-	2.06	2.06	2.06	3.20	4.12	-	13.5 (3.5-16.0)	3.45 (0.7-4.41)	3.91
	9	9	12	12	12	-	2.25	2.25	3.00	3.00	3.00	-	13.5 (3.5-16.0)	3.46 (0.7-4.41)	3.90
	9	9	12	12	14	-	2.17	2.17	2.89	2.89	3.38	-	13.5 (3.5-16.0)	3.46 (0.7-4.41)	3.90
	9	9	12	12	18	-	2.03	2.03	2.70	2.70	4.04	-	13.5 (3.5-16.0)	3.45 (0.7-4.41)	3.91
	9	9	12	14	14	-	2.09	2.09	2.80	3.26	3.26	-	13.5 (3.5-16.0)	3.45 (0.7-4.41)	3.91
	9	9	12	14	18	-	1.96	1.96	2.61	3.05	3.92	-	13.5 (3.5-16.0)	3.44 (0.7-4.41)	3.92
	9	9	14	14	14	-	2.03	2.03	3.15	3.15	3.15	-	13.5 (3.5-16.0)	3.45 (0.7-4.41)	3.91
	9	12	12	12	12	-	2.14	2.84	2.84	2.84	2.84	-	13.5 (3.5-16.0)	3.45 (0.7-4.41)	3.91
	9	12	12	12	14	-	2.06	2.75	2.75	2.75	3.19	-	13.5 (3.5-16.0)	3.45 (0.7-4.41)	3.91
	9	12	12	14	14	-	1.98	2.66	2.66	3.10	3.10	-	13.5 (3.5-16.0)	3.44 (0.7-4.41)	3.92
	12	12	12	12	12	-	2.70	2.70	2.70	2.70	2.70	-	13.5 (3.5-16.0)	3.45 (0.7-4.41)	3.91
	12	12	12	12	14	-	2.61	2.61	2.61	2.61	3.06	-	13.5 (3.5-16.0)	3.44 (0.7-4.41)	3.92
6-unit connection	7	7	7	7	7	7	2.20	2.20	2.20	2.20	2.20	2.20	13.2 (3.5-15.3)	3.28 (0.7-4.20)	4.02
	7	7	7	7	7	9	2.15	2.15	2.15	2.15	2.15	2.75	13.5 (3.5-16.0)	3.37 (0.7-4.41)	4.00
	7	7	7	7	7	12	2.01	2.01	2.01	2.01	2.01	3.45	13.5 (3.5-16.0)	3.37 (0.7-4.41)	4.00
	7	7	7	7	7	14	1.93	1.93	1.93	1.93	1.93	3.85	13.5 (3.5-16.0)	3.37 (0.7-4.41)	4.00
	7	7	7	7	7	18	1.78	1.78	1.78	1.78	1.78	4.60	13.5 (3.5-16.0)	3.37 (0.7-4.41)	4.00
	7	7	7	7	7	24	1.60	1.60	1.60	1.60	1.60	5.50	13.5 (3.5-16.0)	3.37 (0.7-4.41)	4.00
	7	7	7	7	9	9	2.05	2.05	2.05	2.05	2.65	2.65	13.5 (3.5-16.0)	3.37 (0.7-4.41)	4.00
	7	7	7	7	9	12	1.93	1.93	1.93	1.93	2.48	3.30	13.5 (3.5-16.0)	3.37 (0.7-4.41)	4.00
	7	7	7	7	9	14	1.85	1.85	1.85	1.85	2.38	3.72	13.5 (3.5-16.0)	3.37 (0.7-4.41)	4.00
	7	7	7	7	9	18	1.72	1.72	1.72	1.72	2.21	4.41	13.5 (3.5-16.0)	3.37 (0.7-4.41)	4.00
	7	7	7	7	9	24	1.55	1.55	1.55	1.55	1.99	5.31	13.5 (3.5-16.0)	3.37 (0.7-4.41)	4.00
	7	7	7	7	12	12	1.82	1.82	1.82	1.82	3.11	3.11	13.5 (3.5-16.0)	3.37 (0.7-4.41)	4.00
	7	7	7	7	12	14	1.75	1.75	1.75	1.75	3.00	3.50	13.5 (3.5-16.0)	3.37 (0.7-4.41)	4.00
	7	7	7	7	12	18	1.63	1.63	1.63	1.63	2.79	4.19	13.5 (3.5-16.0)	3.37 (0.7-4.41)	4.00
	7	7	7	7	14	14	1.69	1.69	1.69	1.69	3.37	3.37	13.5 (3.5-16.0)	3.37 (0.7-4.41)	4.00
	7	7	7	7	14	18	1.58	1.58	1.58	1.58	3.15	4.03	13.5 (3.5-16.0)	3.37 (0.7-4.41)	4.00
	7	7	7	9	9	9	1.97	1.97	1.97	2.53	2.53	2.53	13.5 (3.5-16.0)	3.37 (0.7-4.41)	4.00
	7	7	7	9	9	12	1.85	1.85	1.85	2.38	2.38	3.19	13.5 (3.5-16.0)	3.37 (0.7-4.41)	4.00
	7	7	7	9	9	14	1.78	1.78	1.78	2.29	2.29	3.58	13.5 (3.5-16.0)	3.37 (0.7-4.41)	4.00
	7	7	7	9	9	18	1.66	1.66	1.66	2.13	2.13	4.26	13.5 (3.5-16.0)	3.37 (0.7-4.41)	4.00
	7	7	7	9	12	12	1.75	1.75	1.75	2.25	3.00	3.00	13.5 (3.5-16.0)	3.37 (0.7-4.41)	4.00
	7	7	7	9	12	14	1.69	1.69	1.69	2.17	2.89	3.37	13.5 (3.5-16.0)	3.37 (0.7-4.41)	4.00
	7	7	7	9	12	18	1.58	1.58	1.58	2.03	2.70	4.03	13.5 (3.5-16.0)	3.37 (0.7-4.41)	4.00
	7	7	7	9	14	14	1.63	1.63	1.63	2.09	3.26	3.26	13.5 (3.5-16.0)	3.37 (0.7-4.41)	4.00
	7	7	7	12	12	12	1.66	1.66	1.66	2.84	2.84	2.84	13.5 (3.5-16.0)	3.37 (0.7-4.41)	4.00
	7	7	7	12	12	14	1.60	1.60	1.60	2.75	2.75	3.20	13.5 (3.5-16.0)	3.37 (0.7-4.41)	4.00
	7	7	7	12	14	14	1.55	1.55	1.55	2.65	3.10	3.10	13.5 (3.5-16.0)	3.37 (0.7-4.41)	4.00
	7	7	9	9	9	9	1.89	1.89	2.43	2.43	2.43	2.43	13.5 (3.5-16.0)	3.37 (0.7-4.41)	4.00
	7	7	9	9	9	12	1.78	1.78	2.29	2.29	2.29	3.07	13.5 (3.5-16.0)	3.37 (0.7-4.41)	4.00
	7	7	9	9	9	14	1.72	1.72	2.21	2.21	2.21	3.43	13.5 (3.5-16.0)	3.37 (0.7-4.41)	4.00
	7	7	9	9	9	18	1.60	1.60	2.06	2.06	2.06	4.12	13.5 (3.5-16.0)	3.37 (0.7-4.41)	4.00
	7	7	9	9	12	12	1.69	1.69	2.17	2.17	2.89	2.89	13.5 (3.5-16.0)	3.37 (0.7-4.41)	4.00
	7	7	9	9	12	14	1.63	1.63	2.09	2.09	2.79	3.27	13.5 (3.5-16.0)	3.37 (0.7-4.41)	4.00
	7	7	9	9	12	18	1.52	1.52	1.96	1.96	2.61	3.93	13.5 (3.5-16.0)	3.37 (0.7-4.41)	4.00
	7	7	9	9	14	14	1.58	1.58	2.03	2.03	3.14	3.14	13.5 (3.5-16.0)	3.37 (0.7-4.41)	4.00
	7	7	9	12	12	12	1.60	1.60	2.05	2.75	2.75	2.75	13.5 (3.5-16.0)	3.37 (0.7-4.41)	4.00
	7	7	9	12	12	14	1.55	1.55	1.99	2.66	2.66	3.09	13.5 (3.5-16.0)	3.37 (0.7-4.41)	4.00
	7	7	12	12	12	12	1.53	1.53	2.61	2.61	2.61	2.61	13.5 (3.5-16.0)	3.37 (0.7-4.41)	4.00
	7	9	9	9	9	9	1.80	2.34	2.34	2.34	2.34	2.34	13.5 (3.5-16.0)	3.37 (0.7-4.41)	4.00
	7	9	9	9	9	12	1.72	2.21	2.21	2.21	2.21	2.94	13.5 (3.5-16.0)	3.37 (0.7-4.41)	4.00
	7	9	9	9	9	14	1.66	2.13	2.13	2.13	2.13	3.32	13.5 (3.5-16.0)	3.37 (0.7-4.41)	4.00
	7	9	9	9	12	12	1.65	2.09	2.09	2.09	2.79	2.79	13.5 (3.5-16.0)	3.37 (0.7-4.41)	4.00
	7	9	9	9	12	14	1.58	2.03	2.03	2.03	2.69	3.14	13.5 (3.5-16.0)	3.37 (0.7-4.41)	4.00
	7	9	9	12	12	12	1.54	1.99	1.99	2.66	2.66	2.66	13.5 (3.5-16.0)	3.37 (0.7-4.41)	4.00
	9	9	9	9

Feature Summary

Type	Wall-Mounted				Wall-Mounted			
Series	Designer series	Standard series			Standard series	Designer series	Standard series	
Model name	ASEH05/07/09/12/14KJCAL, ASEH05/07/09/12/14KJCALB, ASYH05/07/09/12/14KJCA, ASYH05/07/09/12/14KJCA-B	ASEH07/09/12/14KMCG ASEH07/09/12/14KMCG-B ASYG07/09/12/14KMCF	ASEH05/07/09/12KNCA	ASEH18/22/24KMTGL	ASEH07/09/12KLTBL	ASYG07/09/12/14LUCA	ASYG07/09/12/14LMCE	ASYG18LFCA, ASYG24LFCC
Refrigerant	R410A				R410A		R410A	
Energy-saving Features: Save Occupancy sensor	●							
Energy-saving Features: Occupancy sensor control								
Energy-saving Features: Economy operation	●	●	●	●	●	●	●	●
Energy-saving Features: Setting temperature range limitation	●	○	○	○	○	○	○	○
Energy-saving Features: Set temperature auto return	○	○		○		○	○	○
Features for Comfort: Power diffuser							●	●
Features for Comfort: Powerful operation	●	●	●	●	●			
Features for Comfort: 10°C Heat	●	●	●	●		●	●	●
Features for Comfort: Outdoor unit low noise operation								
Features for Comfort: Auto changeover	●	●	●	●	●	●	●	●
Features for Comfort: UP/DOWN swing louver	●	●	●	●	●	●	●	
Features for Comfort: Double swing automatic	●			●				●
Features for Comfort: Automatic fan speed	●	●	●	●	●	●	●	●
Features for Comfort: Auto restart	●	●	●	●	●	●	●	●
Features for Comfort: Connectable fresh air duct								
Features for Comfort: Fresh air intake								
Features for Comfort: Connectable distributing duct								
Features for Comfort: Individual airflow direction control								
Convenience Features: Auto-off timer	○	○		○		○	○	○
Convenience Features: Sleep timer	●	●	●	●	●	●	●	●
Convenience Features: Program timer	●	●	●	●	●	●	●	●
Convenience Features: Weekly timer	●	●*	●*	●	●	●	○	○
Convenience Features: Weekly & Temperature setback timer	○	○		○		○	○	○
Convenience Features: Filter sign	●	●	●	●	●	●	●	●
Convenience Features: External error output	○	○		○		○	○	○
Convenience Features: External ON/OFF input	○	○		○		○	○	○
Convenience Features: Wireless LAN control	● (KJCAL, KJCALB), ○ (KJCA, KJCA-B)	● (KMCG, KMCG-B), ○ (KMCF)	●	●	●	○	○	○
Convenience Features: Individual auto	●							
Clean Features: Ion deodorization filter	●	●		●		●	●	●
Clean Features: Apple-catechin filter	●	●		●		●	●	●
Clean Features: Long-life filter								
Clean Features: Washable panel	●	●	●	●	●		●	●
Clean Features: Silver Ion Filter	○	○	○	○	○	○	○	○
Clean Features: Heat Clean								
Installation / Support: Automatic airflow adjustment								
Installation / Support: Drain pump as standard								
Installation / Support: Refrigerant cycle monitor								

○ : Optional function

*: It is only available on the AIRSTAGE Mobile application. It can not be used via wireless remote controller.

Feature Summary

●: Compatible with all types of remote controls
○: Functions available only on specific remote controls (see Comparison Table of Controllers for details (C-010))

Type		Cassette				Duct			Duct				Floor		Floor/Ceiling	Ceiling	
Series		Compact cassette	Circular flow cassette	Compact 4-way Flow Series	4-way Flow Series	Mini (With drain pump)		Slim (With drain pump)	Slim (With drain pump)	Medium Static Pressure							
Model name		AUXG 07/09/12/ 14/18/22/24 KVLA	AUXG 18/22/24/ 30/36/45 KRLB	AUYG07/09LVLA, AUYG12/14/18LVLB, AUYG22/24LVLA	AUYG30/36LRLE, AUYG36/45LRLA	ARXG 07/09/12/14/18 KSLAP	ARYG 07/09/12/14/18 LSLAP	ARXG 07/09/12/14/18 KLLAP	ARYG07/09LLTA, ARYG12/14/18LLTB	ARXH 12/14/18/22/ 24/30/36/45 KMTAP	ARXG22KMLB, ARXG 24/30/36/45 KMLA	ARYG 22/24/36/45 LMLA, ARYG 30/36LMLE	AGEH 09/12/14 KVCCL	AGYG 09/12/14 LVCA	ABYG 14/22/24 LVTA, ABYG18LVTB	ABEG18/22KRTA	ABYG30/36LRTE, ABYG36/45LRTA
Refrigerant		R32	R32	R410A	R410A	R32	R410A	R32	R410A	R32		R410A	R32	R410A		R32	R410A
Energy-saving Features	Save Occupancy sensor																
	Occupancy sensor control		○														
	Economy operation	●	●	●	●	●	●	●	●	●	●	●	●	●	●	●	●
	Setting temperature range limitation	○	○	○	○	○	●	○	○	○	○	○	●	○	○	○	○
	Set temperature auto return	○	○	○	○	○	●	○	○	○	○	○	○	○	○	○	○
Features for Comfort	Power diffuser																
	Powerful operation												●				
	10°C Heat	○	○	●	○	○	○	○	○	○	○	○	●	●	●	○	●
	Outdoor unit low noise operation*1	○	○	○	○	○	○	○	○	○	○	○	●	○	○	○	○
	Auto changeover	●	●	●	●	●	●	●	●	●	●	●	●	●	●	●	●
	UP/DOWN swing louver	●	●	●	●	○	○	○	○				●	●		●	
	Double swing automatic														●		●
	Automatic fan speed	●	●	●	●	●	●	●	●	●	●	●	●	●	●	●	●
	Auto restart	●	●	●	●	●	●	●	●	●	●	●	●	●	●	●	●
	Connectable fresh air duct	○	●	○	●					●	●	●				●	●
	Fresh air intake	○	○	○	○	○	○	○	○	○	○	○				○	○
	Connectable distributing duct		●								●	●					
	Individual airflow direction control		○														
Convenience Features	Auto-off timer	○	○	○	○	○	●	○	○	○	○	○	○	○	○	○	○
	Sleep timer	○	○	○	○	○	○	○	○	○	○	○	●	●	●	○	●
	Program timer	○	○	●	○	○	○	○	○	○	○	○	●	●	●	○	●
	Weekly timer	○	○			○	●	○		○	○		●			○	
	Weekly & Temperature setback timer	○	○	○	●	○		○	●	○	○	●		○	○	○	○
	Filter sign	●	●	●	●	●	●	●	●	●	●	●	●	●	●	●	●
	External error output	○	○			○	○	○		●	○		○			○	
	External ON/OFF input*2*3	●	●	○	○	●	●	●	○	●	●	○	○	○	○	●	○
	Wireless LAN control	○	○	○	○	○	○	○	○	○	○	○	●	○	○	○	○
	Individual auto																
Clean Features	Ion deodorization filter												●	●			
	Apple-catechin filter												●	●			
	Long-life filter									○	○	○					
	Washable panel																
	Silver Ion Filter	○	○	○	○	○	○	○	○	○	○	○	○	○			
	Heat Clean																
Installation / Support	Automatic airflow adjustment									●							
	Drain pump as standard	●	●	●	●	●	●	●	●	●	○	○				○	○
	Refrigerant cycle monitor*4									○			○				

*1 Simultaneous multi split: External input function for the outdoor unit.
3-units, 4-units, 5-units: This feature can be configured on-site during installation.
Please inform the installation technician of your requirements when using this feature. (Can be configured via certain remote controls)

*2 The Fresh air intake and External error output cannot be used simultaneously. Simultaneous use requires the external I/O board (UTY-XCSX).
*3 An optional external input/output kit is required.
*4 This function is only supported by split units, using the H-Serial communication protocol. Example: ASYH30KMTB

Light Commercial & Commercial, Residential

VRF

VRF systems provide air conditioning solutions that meet the requirements of a diverse range of buildings.

V-002 VRF series Overview
V-004 Features

R32 VRF Outdoor unit

VRF J series
Heat Pump for Small-capacity type
V-026 VRF J-VS
V-032 VRF J-V
V-038 VRF J-VL

VRF V series
Heat Recovery Modular type
Heat Pump Modular type
V-042 VRF VU-V

R32 VRF Indoor unit
V-058 VRF Indoor Unit Lineup for J-VS, J-V, J-VL, VU-V

R410A VRF Outdoor unit

VRF J series
Heat Pump for Small-capacity type
V-094 VRF J-IVS
V-098 VRF J-IV
V-102 VRF J-IVL

VRF V series
Heat Recovery Modular type
V-108 VRF VR-IV

Heat Pump Modular type
V-118 VRF V-IV

R410A VRF Indoor unit
V-126 VRF Indoor Unit Lineup for J-IVS, J-IV, J-IVL, VR-IV, V-IV

VRF

Light Commercial & Commercial, Residential

EUROVENT CERTIFIED PERFORMANCE www.eurovent-certification.com

GENERAL HVAC Solutions Euro GmbH participates in the ECP program for VRF. Check ongoing validity of certificate: www.eurovent-certification.com

VRF Series Overview

Recommended VRF products for various buildings

Series/Type	System Outline	Recommended Buildings for Installation
NEW VRF J-VS Maximum 6 HP Heat Pump	The J-VS boasts top-class energy efficiency and a compact design, allowing it to be installed in a limited and narrow space without being conspicuous. Indoor unit connectable up to 130%. • Sustainable (R32) • Saving CO2 • Small Body • Situational Piping Design • Sightliness installation • A new three-phase type has been added	V-026-031
NEW VRF J-V Maximum 6 HP Heat Pump	The J-V Series uses R32 refrigerant, making it easy to install at sites that require safety measures. All 4, 5, and 6 HP models feature a compact, single-fan outdoor unit, offering greater flexibility in installation locations. • Sustainable (R32) • Built in shut off valve • Easy installation • Extended piping length • Compact chassis design • Flexible system configuration for small and midsize buildings	V-032-037
NEW VRF J-VL Maximum 18 HP Heat Pump	The J-VL is an outdoor unit with a slim design. With a maximum connection capacity of 42 indoor units (18 HP), it is well-suited for installation in hotels and similar facilities. • Sustainable (R32) • Slim Outdoor Unit • Small room application • High energy saving • High energy saving • Supports higher external static pressure installation up to 60 Pa • 5-step low noise mode	V-038-041
NEW VRF VU-V Maximum 44 HP Heat Pump & Heat Recovery	The VU-V delivers high performance and efficiency, a wide range of operating conditions, enhanced design and installation flexibility, increased overall system capacity, and improved comfort. Extensive lineup from 8 HP to 44 HP with the capacity ratio of indoor units connectable up to 150%. • Sustainable (R32) • Select system type according to the application • Up to 22 HP available with a single unit installation • High design flexibility for placement in any building	V-042-055

VRF Product Simplified Selection Method

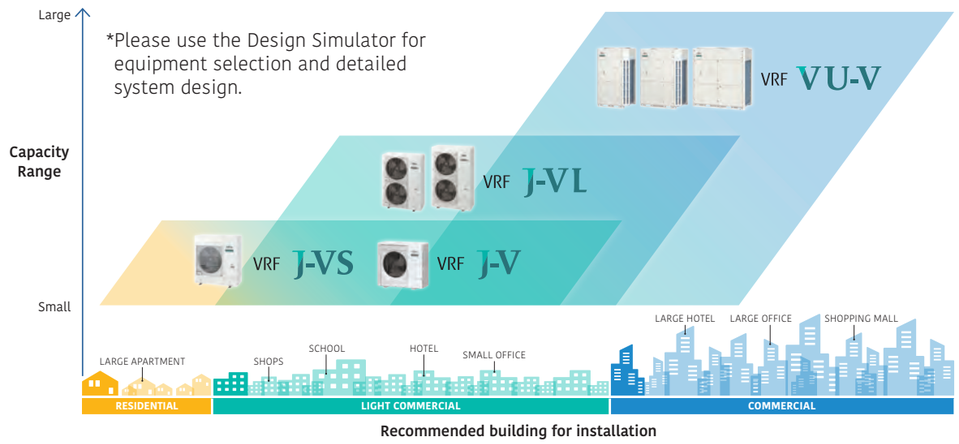

Recommended building for installation

Series	System Outline	Recommended Buildings for Installation
VRF J-IVS Maximum 6 HP Heat Pump	The J-IVS features a compact 998 mm design that doesn't obstruct your view and can be installed under high windows without issue, making it ideal for large residences and retail stores. The indoor unit can be connected at up to 130% capacity. • Spaces saving and low sound level design • Flexible system configuration for homes, stores, and small buildings	V-094-097
VRF J-IV Maximum 6 HP Heat Pump	The J-IV is connectable with up to 14 indoor units (Indoor unit connectable up to 150%) making it suitable for commercial facilities housing a number of small stores. • High energy efficiency • Flexible system configuration for small and midsize buildings	V-098-101
VRF J-IVL Maximum 18 HP Heat Pump	The J-IVL is an outdoor unit with a slim design. Its flexibility in installation makes it ideal for midsize office buildings and hotels. With the newly added 14/16/18 HP models, up to 42 indoor units* are connectable, making them ideal for hotels and educational facilities with many rooms. • Slim Outdoor Unit • Small room application • Class-leading Low Operating Sound	V-102-107
VRF VR-IV Maximum 48 HP Heat Recovery	The VR-IV is an extensive lineup from 8 HP to 48 HP with the capacity ratio of indoor units connectable up to 150%. The Heat Recovery System allows mode switching for each room according to the environment. • Simultaneous cooling and heating operation using a single refrigerant system • Annual cooling operation • Accommodating changes in temperature difference	V-108-117
VRF V-IV Maximum 48 HP Heat Pump	The V-IV is available in a wide range of models from 8 to 48 HP in 2 HP increments, with the capacity ratio of indoor units connectable up to 150%. • Excellent energy saving • High design flexibility for placement in any building • Easy installation and maintenance	V-118-123

Design Simulator

To install air conditioning in each room, suitable indoor and outdoor units must be selected based on heat load and total capacity. Remote controls, converters, and optional designs may be needed to meet standards. The “Design Simulator” PC software simplifies equipment selection, system drawings, and estimates.

For more information

R32 Features

Sustainable

Low GWP to A Wide Range of Projects

We are continuously working to develop products that use R32 refrigerant and have R32 products in all product categories in our lineup (Split, Multi-Split, VRF, and ATW).
This allows us to realize environmentally and regulatory friendly system designs for a wide range of projects from residential to light commercial.

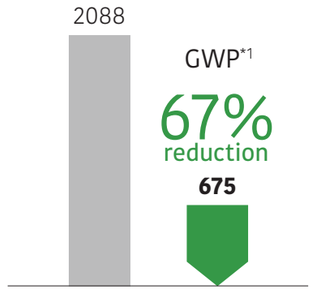

R32 Refrigerant with Reduced Global Warming Potential

- High environmental properties
- High performance
- Economically efficient

*1 **GWP (Global Warming Potential):** a measurement that indicates how much other greenhouse gases are capable of warming the Earth based on carbon dioxide This is the integrated value of radiant energy given to the Earth (i.e., the estimated impact on global warming) expressed as a ratio to CO2.

Efforts and Evaluation of CO2 Emissions Reduction

GENERAL HVAC Solutions UK Limited (GUK) has earned Embodied Carbon* Verification (ECV TM65) for its award-winning J-VS Mini VRF R32 series. TM65 is a third-party certification in the UK that calculates the embodied carbon—CO2 emissions generated during the manufacturing, transportation of products and Operational life cycle.

Based on the assessment standards set by the Chartered Institution of Building Services Engineers (CIBSE), it serves as a key indicator for customers when selecting equipment.

It drives improvements in our manufacturing processes, supports lifecycle impact assessment, and allows architects and engineers to make informed, sustainability-focused decisions for net-zero design.

*Embodied carbon refers to the total CO2 emissions associated with all stages of a product's lifecycle, including material sourcing, transportation, installation, and disposal.

Actual certificate

High-Efficiency

High-efficiency is achieved significantly by the use of a scroll compressor, inverter technology, and a large heat exchanger.

NEW Scroll compressor

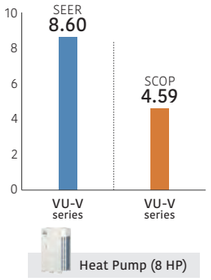

* These specifications are determined by cassette combination.

High-Efficiency Design with Top-Class SEER/SCOP

All the VRF series have DC technology to achieve high-efficiency operation. This enhances the durability and reliability of the VRF series.



J-VL series



J-VS series

VU-V series

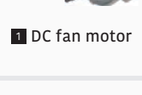

1 DC fan motor

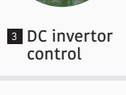

3 DC invertor control



2 Large heat exchanger

4 Subcooling heat exchanger

1 3-phase DC fan motor



3 Sine-wave DC invertor control

2 Powerful large propeller fan

4 Subcooling heat exchanger

Design Flexibility

Class-Leading Compact Design

An industry-leading compact outdoor unit with optimal airflow pattern design.
(Up to 18 HP)

J-VS outdoor units in this series are much more compact than conventional outdoor units of comparable capacity. They can be installed on a balcony, fitting below the height of the railing. With a height of less than 1 m, they can be installed in tight spaces such as under windows.





High external static pressure

The outdoor unit's external static pressure is adjustable up to 110 Pa (VU-V: 18/20/22 HP). This facilitates mechanical room and hood installations.



Extended operating range for ambient temperature

Extended operable ambient temperature enables an offer to different regions with different temperature condition.

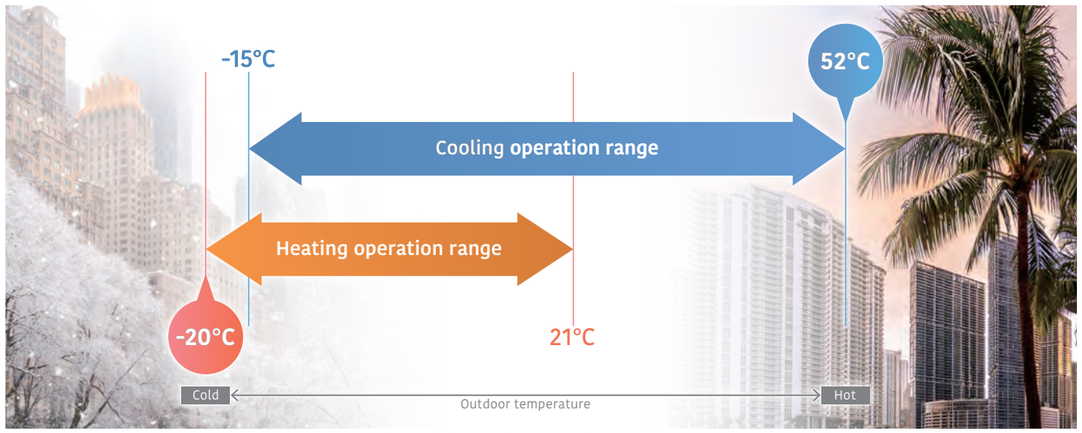

*Operating temperature range for standalone VU-V heat pumps. The cooling operating temperature range for combination heat pumps is –5°C to 52°C.

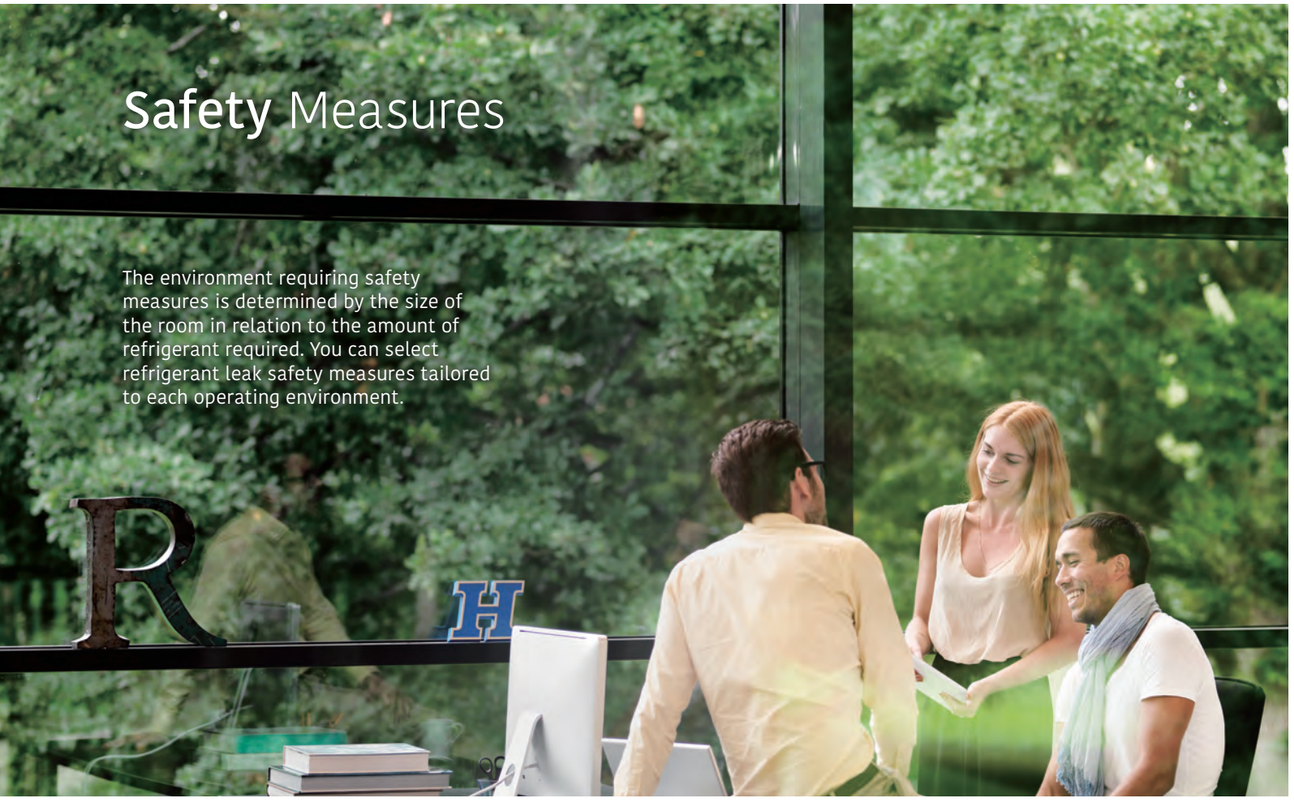

Safety Measures

The environment requiring safety measures is determined by the size of the room in relation to the amount of refrigerant required. You can select refrigerant leak safety measures tailored to each operating environment.

CASE 1 When using the optional gas sensor

The optional gas sensor kit includes a refrigerant leak detector compatible with R32 refrigerant. The system is designed to meet the environmental safety requirements specified in the IEC 603352-40 standard for the use of R32 refrigerant.

Operating flow example

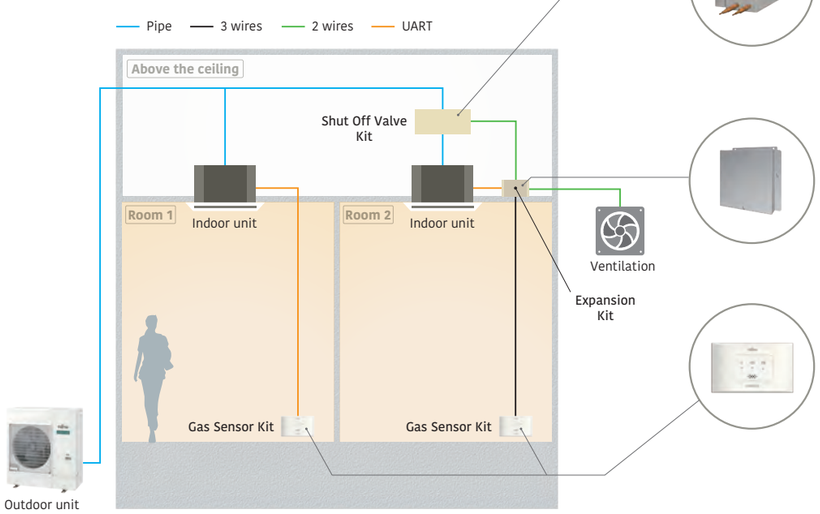



Shut Off Valve Kit
UTP-GX027A, UTP-GX060A, UTP-GX090A
Block the path to prevent refrigerant flow in the event of a refrigerant leakage.
*The J-V model features a built-in shut-off valve.

Expansion Kit
UTZ-JXXA
Used to comply with installation & product safety standards related to R32 refrigerant.
*Please refer to the manuals for details of the system design. required.

Gas Sensor Kit
UTY-SGZY / UTY-SGZYZ1*
Gas Sensor Kit used to ensure standards compliance and safety when R32 VRF products are installed.
*Direct connection of the gas sensor kit to the indoor unit requires the UTY-XWZXZL connection cable.

CASE 2 When using the indoor unit as a sensor

Indoor units compatible with R32 refrigerant are equipped with a refrigerant leak detector. (Some indoor units require optional purchase.) Depending on the conditions of the room where the indoor unit is installed, countermeasures can be implemented using detection equipment.*1

When activated, the refrigerant leak detector triggers the “Shut off valve kit” and “Wired Remote Controller” to operate simultaneously. This notifies the user or administrator of a refrigerant leak while simultaneously stopping refrigerant circulation.

Operating flow example

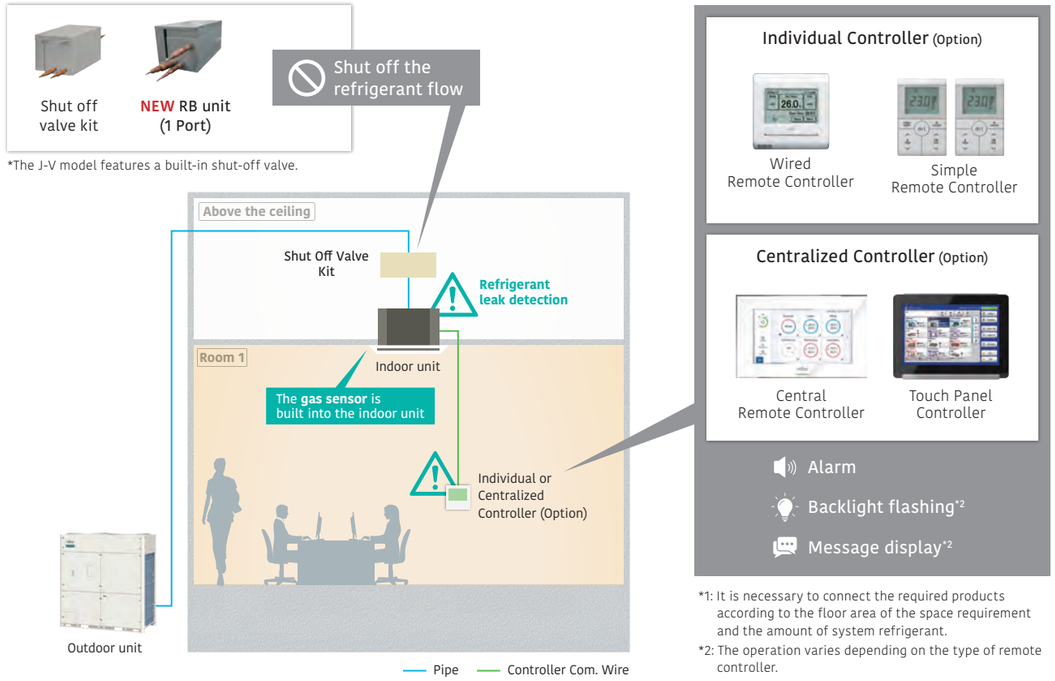

*1: It is necessary to connect the required products according to the floor area of the space requirement and the amount of system refrigerant.
*2: The operation varies depending on the type of remote controller.

R32 & R410A Features

Intelligent Refrigerant Control

General is proposing outdoor units equipped with refrigerant control function. The refrigerant control operates with subtle control corresponding to the heat load of the room and offers a more comfortable environment. The refrigerant control can also provide increased energy savings.

The outdoor unit provides sufficient capacity to meet the demands of the indoor unit.

* The improvements due to the control and the actual sine wave vary depending on the combination of the indoor unit and system operating conditions.

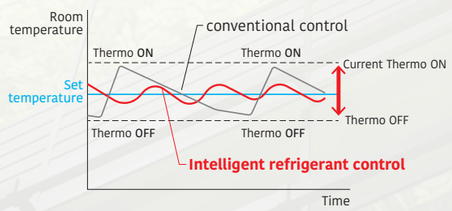

The thermostat is turned on and off less frequently than under conventional control to maintain the room temperature at the target temperature. Compared to conventional control, the compressor will run longer, thus saving energy.

High-Efficiency

Efficient Control of Operation

Setting Temperature Range Limitation

Sets the minimum and maximum limits on room temperature to establish an optimum balance between energy-saving performance and a comfortable environment.

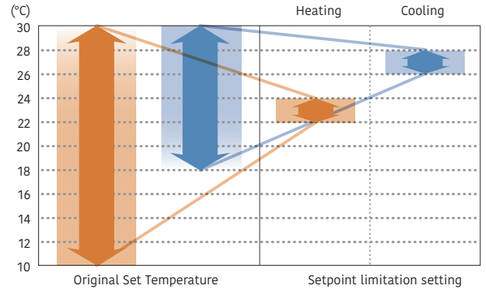

Auto-Off Timer

The wired remote controller is equipped with an auto-off timer function that automatically stops operation after a fixed period of time has elapsed from the start of operation to avoid wasting energy. The function also allows you to set the interval for stopping operations.

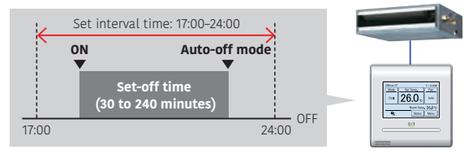

Energy-Saving Management

A variety of energy-saving operations can be set and managed depending on the season, climate, and time period. Excellent energy-saving operation using the system controller.

Screen image shows Energy Manager software (option)

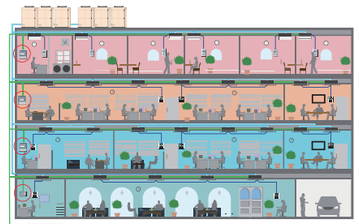

System Controller

Capacity-Saving Mode

Operation capacity can be reduced in 5 steps from the rated capacity. This mode cuts down on peak power consumption and eases the maximum load on the unit.

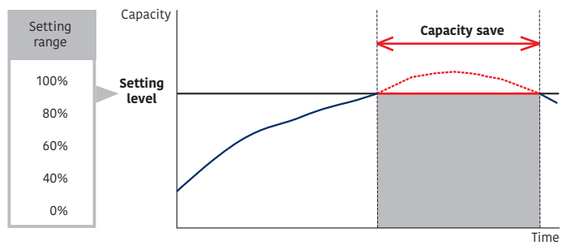

More Comfort

Auto Changeover

In Auto setting, the air conditioner switches between cooling and heating modes automatically according to the set temperature and the room temperature.

Auto changeover settings enable the indoor unit to easily switch between cooling and heating regardless of the operating mode of other indoor units. These settings can be made using a wired remote controller for a specific indoor unit. Provides a comfortable environment all year round.

Automatic cooling/heating operation for each room is possible

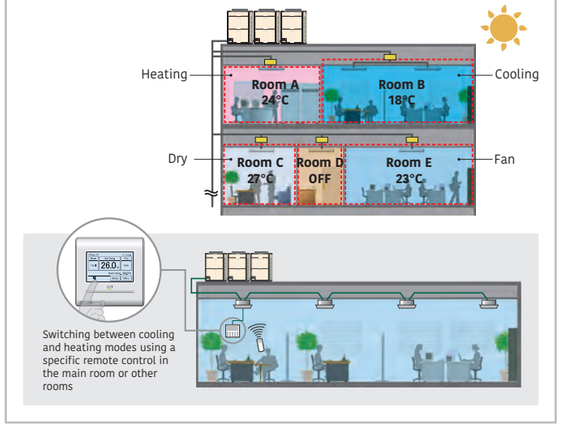

Precise Control of Refrigerant Flow

The combination of DC inverter control and individual control of electronic expansion valves of an indoor unit enables precise and smooth control of the refrigerant flow. This means the room temperature can be set in increments of 0.5°C.

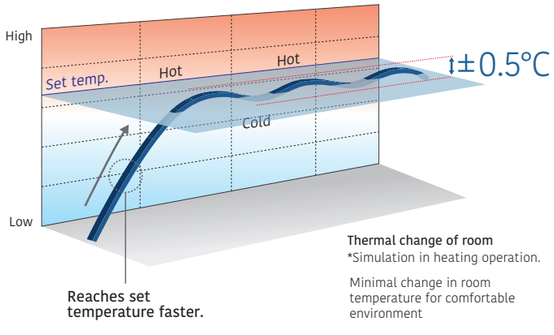

Quiet Operation

Quiet Operation

Two low noise modes can be switched over automatically between one in which low noise is prioritized over performance, and the other in which performance is prioritized over low noise, depending on the room temperature and outdoor temperature. This feature can be controlled by external input from the outdoor unit or a system controller.

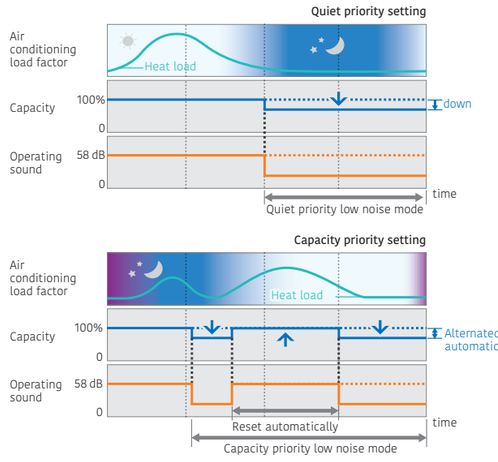

Non-Stop Oil Recovery Operation

A comfortable room condition is maintained during oil recovery mode because the product continues to operate without stopping the cooling or heating operation.

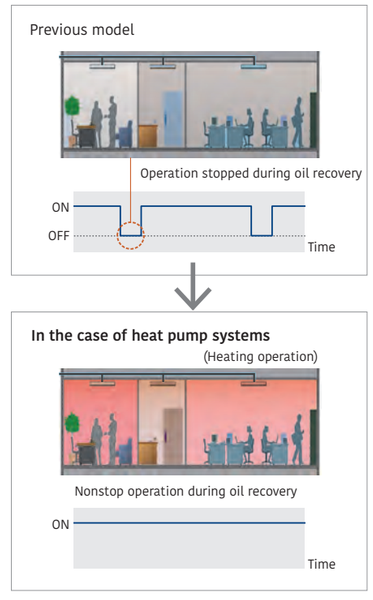

Switching Room Temperature Sensing Position for Improved Heating Comfort (Option)

The optional Remote Sensor Kit (UTY-XSZXZ1) can be connected to the indoor unit to improve comfort by installing the unit at a height appropriate for the living environment.

Connectable products

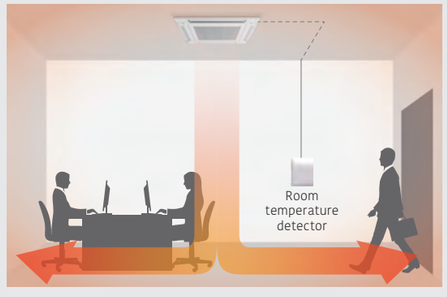

High Reliability

Outdoor Unit Rotation

The compressor starting order is rotated to equalize the cumulative running time of each unit.

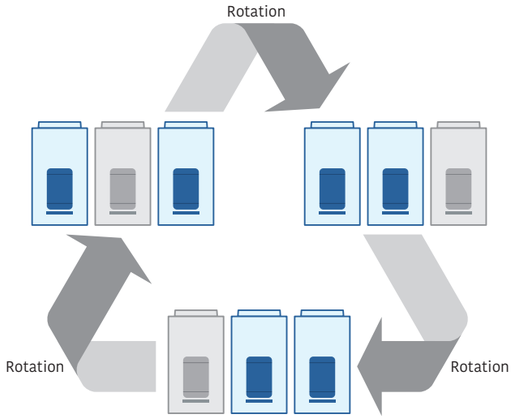

The start and stop timings are alternated among connected compressors.

Backup Operation

If one compressor fails, the other compressors will initiate backup operation*.

Note: Backup operation may not be possible depending on the cause of failure.

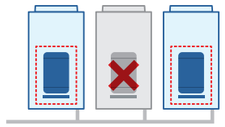

Advanced Refrigerant Control

Compressor control logic controls the inverter speed to balance the mass airflow rate of refrigerant in each outdoor unit.

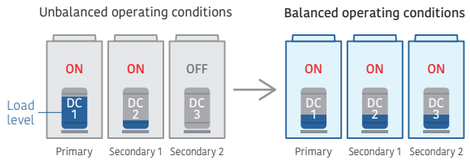

*VU-V can be connected up to two units.

Protection Against Liquid Flowback

The use of a large accumulator means that refrigerant that has not been completely vaporized stays inside the accumulator to ensure no liquid refrigerant is fed into the compressor.

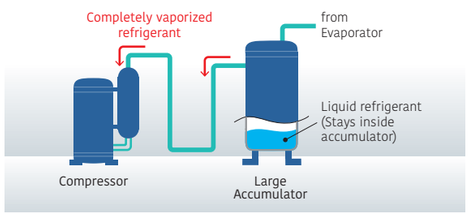

Blue Fin Heat Exchanger

The anti-corrosion blue fin treatment is applied to the heat exchanger of the outdoor unit.

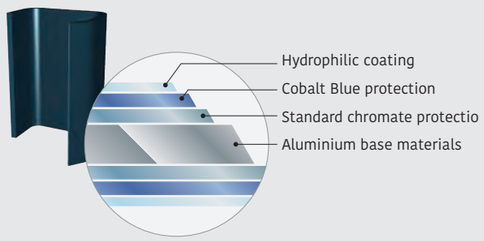

Design Flexibility

Long Pipe Design

Pipe design suitable for long and narrow office buildings with elevation differences and low-rise stores with long distances (VRF J-VL series)

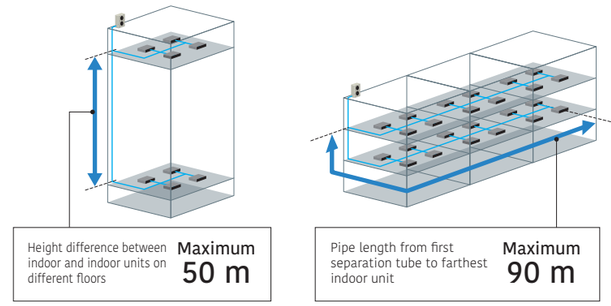

Max. Allowable Overall Pipe Length: 1,000 m

The class-leading pipe length of 1,000 m increases flexibility of installation in a wide variety of buildings. (VRF VU-V series)

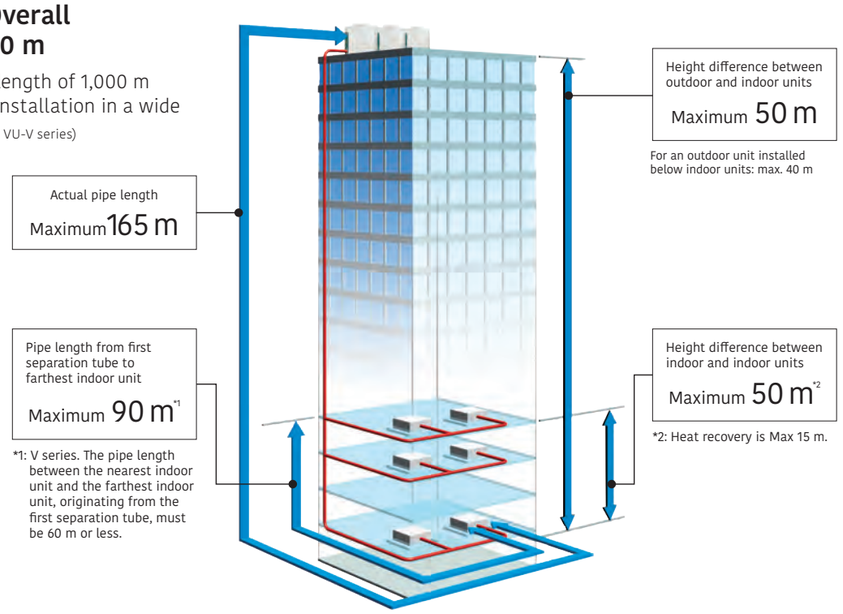

*1: V series. The pipe length between the nearest indoor unit and the farthest indoor unit, originating from the first separation tube, must be 60 m or less.

*2: Heat recovery is Max 15 m.

High-Capacity Connection

		Connectable indoor unit capacity range	Connectable indoor units
VRF J-VS series Heat pump type	VRF J-IVS series Heat pump type	50% to 130%	up to 13*3
NEW VRF J-V series Heat pump type	VRF J-IV series Heat pump type	50% to 150%	up to 14*3
VRF J-VL series 8/10/12 HP Heat pump type	VRF J-IVL series 8/10/12 HP Heat pump type	50% to 150%	up to 30*4
VRF J-VL series 14/16/18 HP Heat pump type	VRF J-IVL series 14/16/18 HP Heat pump type	50% to 150%	up to 42*5
VRF VU-V series Heat Recovery Modular type	VRF VR-IV series Heat Recovery Modular type	25%*6 to 150%	up to 64
VRF VU-V series Heat Pump Modular type	VRF V-IV series Heat Pump Modular type	50% to 150%	up to 64

*3: 6 HP only. *4: 12 HP only. *5: 18 HP only. *6: For modular type, 25% to 49.9% operation in the entire system is available. (by one unit operation)

Easy Installation

Easily Transported

A lifting strap can be hooked onto an outdoor unit
Design of outdoor unit allows for lifting straps to be used

Transportable by forklift
The outdoor unit can be lifted and transported by forklift.

Fits into a small elevator.

Easy Access

The removable L-shaped front panel provides more room for installation and service work. Multiple installations can be performed easily and efficiently even in tight spaces.

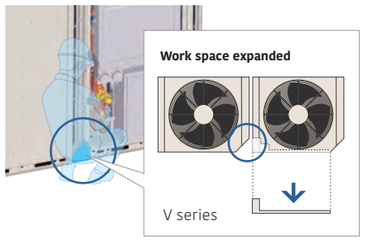

Front access reduces installation intervals

Flexible Pipe Connection

Pipe and wire can be accessed from the front, left, right, and bottom.



Simplified Wiring Work

The communication wiring can be installed seamlessly among indoor, outdoor, and RB units, which makes the installation of the wiring system easier.

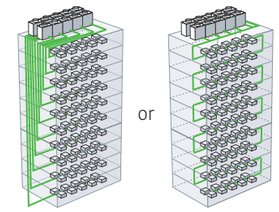

Parallel connection　Serial connection

Maximum wire length:
3,600 m

Note: The automatic address setting is not available on a serially connected multiple refrigerant system.

Vacuum Mode Function for Easy Evacuation

The vacuum mode function enables all expansion valves of an indoor unit to be opened fully, allowing for easier evacuation of air inside pipe lines and indoor units.

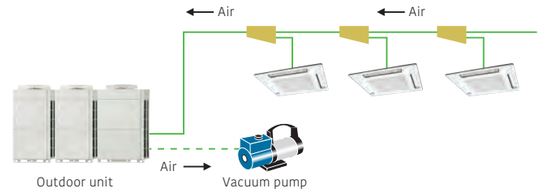

Outdoor unit　Vacuum pump

Automatic Address Setting

Addresses of connected indoor units, RB units, and Signal amplifier can all be set automatically from the PCB in the outdoor unit.

Easy Commissioning with Tools

• Service Tool (UTY-ASGXZ1)

The Service Tool checks the refrigerant temperature and pressure, and the operating status of the electronic expansion valves, making it easy to determine if the units are connected properly.

• Central Remote Controller (UTY-DCGYZ4)

After the VRF system has been installed. Conveniently, the “test run” required to verify proper system operation can be performed from a nearby Central RC.

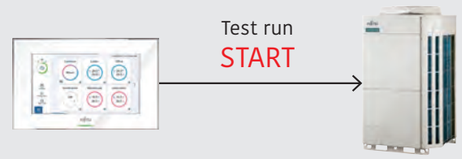

Easy Service and Maintenance

Designed for Easy Maintenance

A 7-segment indicator lamp panel provides detailed information on the function setting status, refrigerant temperature and pressure, compressor operation time, and other factors, facilitating self-diagnosis for each unit.



Easy-to-read 7-segment indicator lamp

Shows the following detailed operation and error status without need of any others tools.

Error status can be checked on an outdoor unit's display

- System operation mode
- Discharge temperature and pressure
- Compressor operation status
- Address, type, and number of outdoor unit

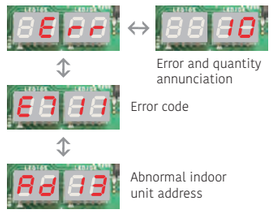

- Error status can easily be checked on an outdoor unit's display.

Movable PCB panel

Enables easier access behind the PCB for maintenance work.

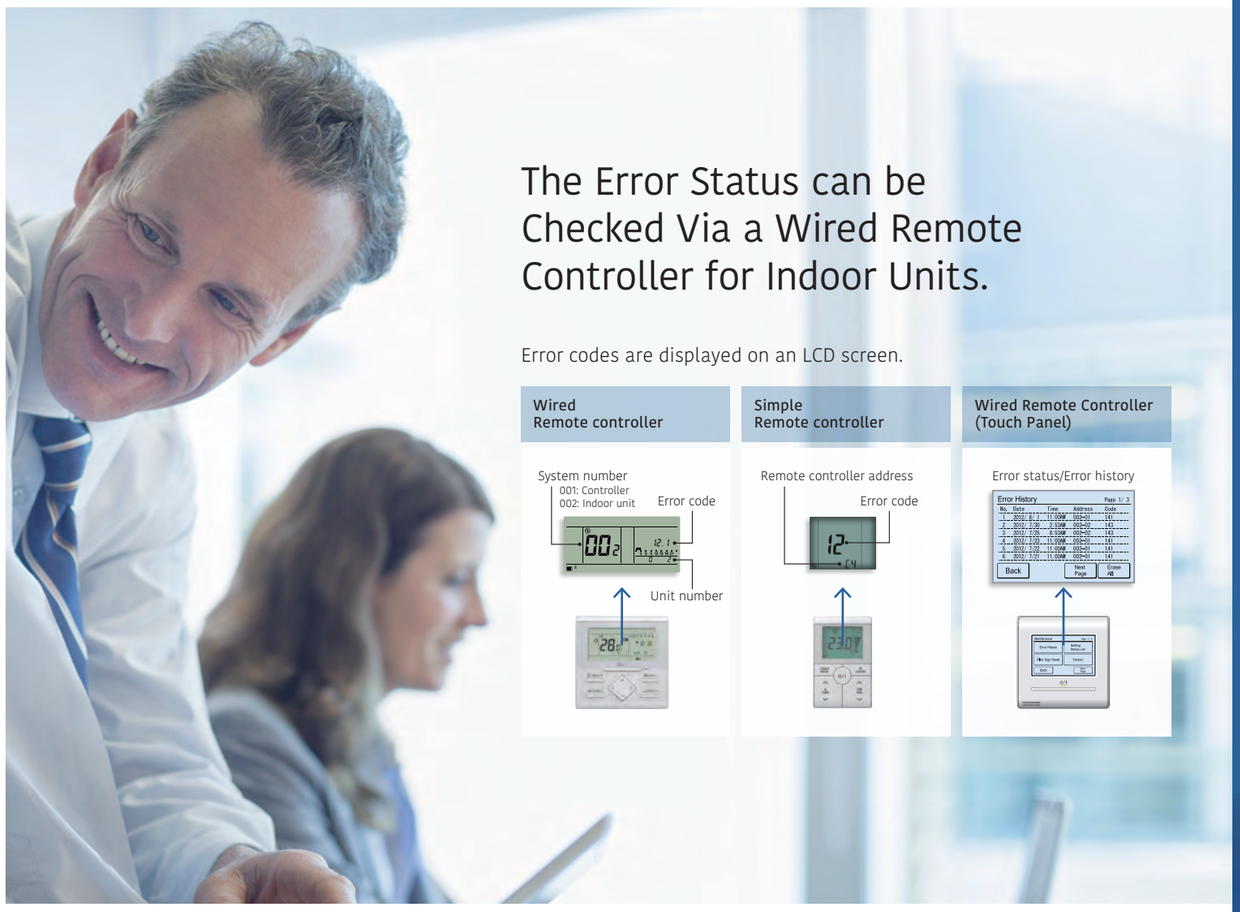

The Error Status can be Checked Via a Wired Remote Controller for Indoor Units.

Error codes are displayed on an LCD screen.

Error Diagnosis by Service Tool

Connection to Service tool

- A detailed operation status and recent error history can be checked and analyzed using Service tool.
- The last 5 minutes of operation status can be recorded continuously.

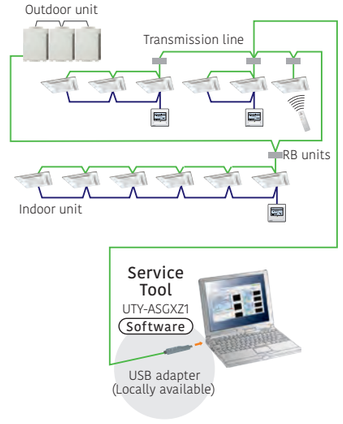

Remote monitoring / Remote operation

The central remote controller can control your tenant's air conditioner anytime and anywhere. When the central remote controller manages the indoor units of some tenants, air conditioning of each tenant can be managed separately online.

Increased the Number of Accounts

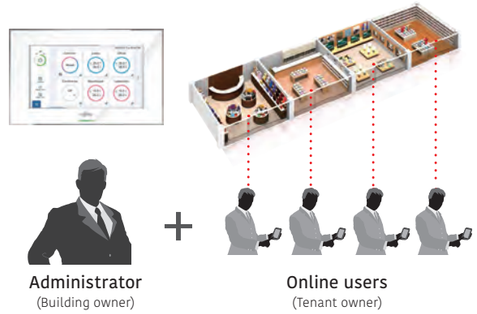

VRF R32 OUTDOOR UNITS

4 types and 40 models are available to meet the requirements of any building design.

We offer a wide lineup of outdoor units suitable for everything from small properties like apartments to large commercial facilities and buildings.

V-024 VRF R32 Outdoor Units Lineup for J-VS J-V J-VL VU-V
V-026 VRF J-VS
V-032 VRF J-V
V-038 VRF J-VL
V-042 VRF VU-V

VRF R32 Outdoor Units Lineup for J-VS J-V J-VL VU-V

Capacity (kW)		Refrigerant	12.1	14.0	15.1-15.5	22.4	28.0	33.5	40.0	45.0	50.0-50.4	56.0	61.5	67.0-67.4	73.0	78.5-80.0	85.0	90.0	96.0	100.5-101.5	106.0-106.5	111.5	117.5	123.0
HP			4	5	6	8	10	12	14	16	18	20	22	24	26	28	30	32	34	36	38	40	42	44
J-VS series Heat Pump			AJY040 KCTAH, AJY040 KFTAH	AJY045 KCTAH, AJY045 KFTAH	AJY054 KCTAH, AJY054 KFTAH																			
NEW **J-V series Heat Pump**			AJY040 KBLAH, AJY040 KELAH	AJY045 KBLAH, AJY045 KELAH	AJY054 KBLAH, AJY054 KELAH																			
J-VL Series Heat Pump						AJY072 KELAH	AJY090 KELAH	AJY108 KELAH	AJY126 KELAH	AJY144 KELAH	AJY162 KELAH													
VU-V Series Heat Pump &Heat Recovery	Space Saving Set Model					AJY072 HALAH	AJY090 HALAH	AJY108 HALAH	AJY126 HALAH	AJY144 HALAH	AJY162 HALAH	AJY180 HALAH	AJY198 HALAH	AJY216 HALAH	AJY234 HALAH	AJY252 HALAH	AJY270 HALAH	AJY288 HALAH	AJY306 HALAH	AJY324 HALAH	AJY342 HALAH	AJY360 HALAH	AJY378 HALAH	AJY396 HALAH
	Energy Efficiency Set Model									AJY144 HALAHH	AJY162 HALAHH	AJY180 HALAHH	AJY198 HALAHH	AJY216 HALAHH		AJY252 HALAHH		AJY288 HALAHH		AJY324 HALAHH	AJY342 HALAHH			

REFRIGERANT R32

Heat Pump

for Small-capacity type

NEW VRF J-VS

System configuration example

- Suitable for air conditioning small and medium-size buildings. One refrigerant system is used for each outdoor unit.
- Multiple indoor units are connected with separation tubes and headers.

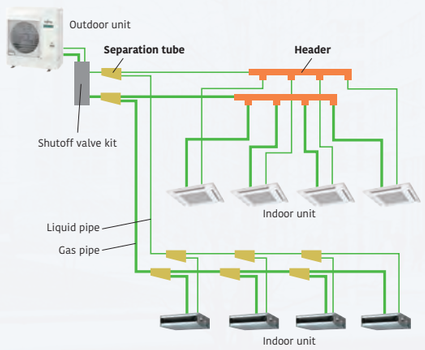

Outdoor unit

REFRIGERANT R32

R32 Refrigerant with Reduced Global Warming Potential

- High environmental properties
- High performance
- Economically efficient

GWP*1 (Reference: IPCC 4th Report)

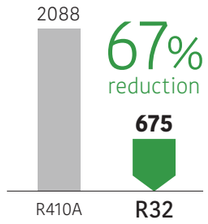

*1 **GWP (Global Warming Potential):** a measurement that indicates how much other greenhouse gases are capable of warming the Earth based on carbon dioxide This is the integrated value of radiant energy given to the Earth (i.e., the estimated impact on global warming) expressed as a ratio to CO2.

Sustainable

European F-Gas Regulation Plan

The European Union has tightened F-gas rules as part of European Green Deal policy, which aims for Europe climate neutral by 2050.
The F-gas Regulation mainly includes
(1) Reducing the total volume of HFCs and phasing out HFC in 2050.
(2) The GWP limits for certain products are required to be strengthened.
General as one of its proactive efforts to preserve the global environment, we are working on technological development to achieve the best balance between refrigerants with lower GWP and energy efficiency of equipment adopting safety measures.

2029 Available at J-VS	2033	2035	2050
Split AC & HP **Over 12 kW:** GWP 750 and above prohibited **12 kW or less:** GWP 150 and above prohibited	Split AC & HP **Over 12 kW:** GWP 150 and above prohibited	Split AC & HP HFC use prohibited	an economy with **net-zero** greenhouse gas emissions.

Refrigerant Saving Design

Compact indoor unit, pipe design, and optimization of heat exchanger volume significantly reduce the system refrigerant volume.

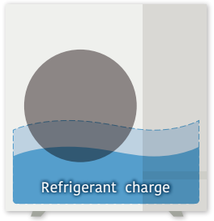

Refrigerant charge
-32%
*From current model

Enhanced Disaster Safety Measures

The system is designed to meet the environmental safety requirements specified in the IEC 603352-40 standard for the use of R32 refrigerant. The environment requiring safety measures is determined by the size of the room in relation to the amount of refrigerant required. For example, if the system is designed for maximum pipe length and the refrigerant charge is 6 kg, safety measures are required for rooms of 15 m2 or less.

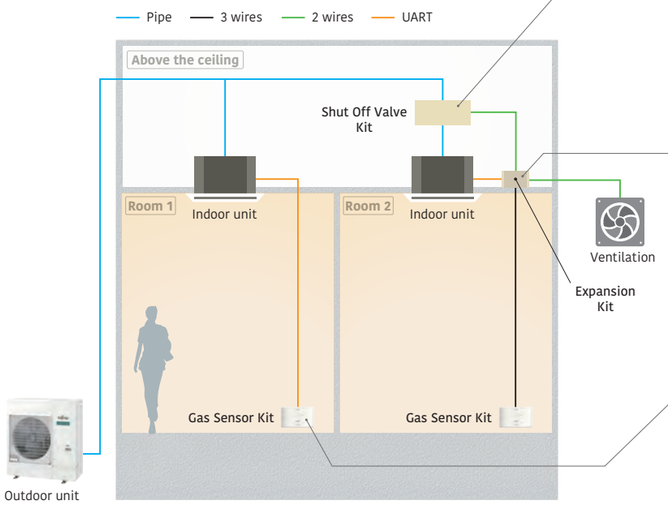



Shut Off Valve Kit
UTP-GX027A, UTP-GX060A
Block the path to prevent refrigerant flow in the event of a refrigerant leakage.



Expansion Kit
UTZ-JXXA
Used to comply with installation & product safety standards related to R32 refrigerant.
*Please refer to the manuals for details of the system design. required.

Gas Sensor Kit
UTY-SGZY / UTY-SGZYZ1*
Gas Sensor Kit used to ensure standards compliance and safety when R32 VRF products are installed.
*Direct connection of the gas sensor kit to the indoor unit requires the UTY-XWZXZL connection cable.

Saving CO2

Top-class High Energy Saving

The use of large heat exchanger and a high-efficiency Rotary compressor achieves class-leading SEER/SCOP in all models.

SEER
8.27
*045 model

SCOP
5.37
*040 model

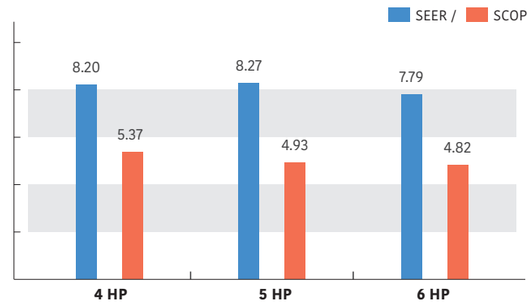

More Energy-Saving Compressor Control

When the room temperature approaches the set temperature after the start of operation, the capacity required for the outdoor unit becomes lower. The minimum compressor speed at this time can now be controlled at a lower value than with conventional products, enabling more energy-efficient operation.

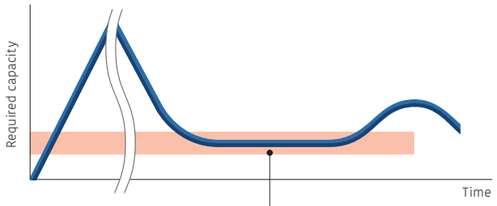

Can be operated at a lower rps than the current model.

Minimum,
15 rps
Low power consumption

Small Body

Easy to Carry, Easy to Install



Light
74kg*
*Single phase only

Height difference
998mm

Small, Lightweight Outdoor Unit

The outdoor units in this series are much more compact than conventional outdoor units of comparable capacity. They can be installed on a balcony, fitting below the height of the railing. With a height of less than 1 m, they can be installed in tight spaces such as under windows.

Situational Piping Design

Long Pipe Length

Our advanced refrigerant control technology extends the maximum allowable length of refrigerant pipe to 120 m. This provides high flexibility in system design.

Long pipe lengths are achieved by installing a large-capacity accumulator. No liquid refrigerant is supplied to the compressor even when the required amount of refrigerant is charged in the long pipe.



Large Accumulator

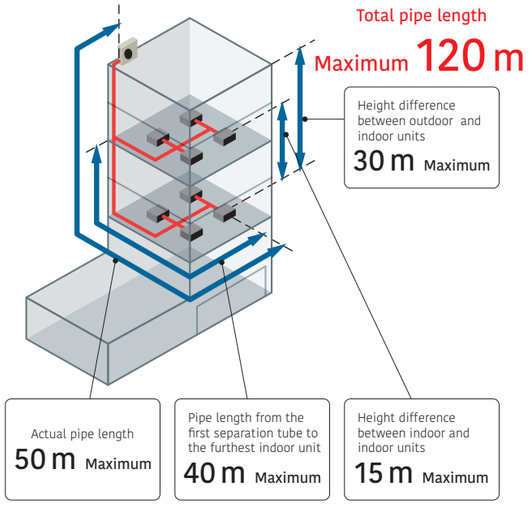

Up to 13 Indoor Units* can be Connected

The combination of smaller but sufficiently powerful indoor units and a outdoor unit with an optimized heat exchanging structure makes it possible to connect up to 13 indoor units, which is the best in its class.

*: 6 HP model

Rating Capacity range (HP)	4	5	6
Max. Connectable indoor unit	1-11	1-12	1-13

Sightliness Installation

External Static Pressure

External static pressure measures up to 30 Pa for 4/5/6 HP models.
Even if the outdoor unit is installed in a small space to hide it, the grille and duct airflow path required for exhaust air can be installed up to a static pressure value of 30 Pa.

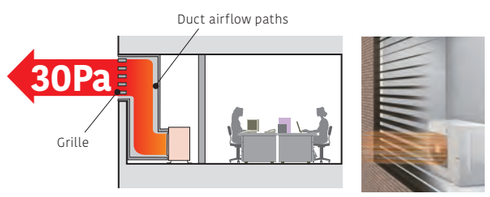

Cooling Pipe System

Heat Rejection Technology Cooling pipe system "Cooling pipe system" is adopted to ensure reliability in high outside air.
Even when the outdoor unit is installed in an environment where heat tends to stay (small space), the cooling system using refrigerant can reduce damage caused by heat from PCBs.

4, 5, 6 HP: AJY040KCTAH / AJY045KCTAH / AJY054KCTAH
AJY040KFTAH [3-phase] / AJY045KFTAH [3-phase] / AJY054KFTAH [3-phase]

Specifications

Rated capacity range		HP	4	5	6	4	5	6
Model name			AJY040KCTAH	AJY045KCTAH	AJY054KCTAH	AJY040KFTAH	AJY045KFTAH	AJY054KFTAH
Maximum connectable indoor units			1-11	1-12	1-13	1-11	1-12	1-13
Power source			Single phase, 230V~, 50Hz			3-phase, 400V~, 50Hz		
Capacity	Cooling	kW	12.1	14.0	15.1	12.1	14.0	15.1
	Nominal Heating		12.1	14.0	15.1	12.1	14.0	15.1
	Max. Heating		13.6	16.0	16.5	13.6	16.0	16.5
Input power	Cooling	kW	3.15	3.82	4.48	3.15	3.82	4.48
	Nominal Heating		2.55	2.91	3.20	2.55	2.91	3.20
	Max. Heating		3.09	3.62	3.90	3.09	3.62	3.90
EER	Cooling	W/W	3.84	3.66	3.37	3.84	3.66	3.37
COP	Nominal Heating		4.74	4.80	4.71	4.74	4.80	4.71
	Max. Heating		4.40	4.41	4.22	4.40	4.41	4.22
SEER	Cooling		8.20	8.27	7.79	8.20	8.27	7.79
SCOP	Heating		5.37	4.93	4.82	5.37	4.93	4.82
ηc	Cooling	%	325.0	327.8	308.6	325.0	327.8	308.6
ηh	Heating		211.8	194.2	189.8	211.8	194.2	189.8
Airflow rate		m^3/h	4,450	4,450	4,450	4,450	4,450	4,450
Sound pressure level/ Power level	Cooling	dB(A)	52 / 70	53 / 71	54 / 72	52 / 70	53 / 71	54 / 72
	Heating		54 / 71	55 / 72	56 / 73	54 / 71	55 / 72	56 / 73
Heat exchanger fin			Blue fin	Blue fin	Blue fin	Blue fin	Blue fin	Blue fin
Net Dimensions	Height	mm	998	998	998	998	998	998
	Width		940	940	940	940	940	940
	Depth		320	320	320	320	320	320
Weight		kg	74	74	74	75	75	75
Refrigerant	Type (Global Warming Potential)		R32 (675)	R32 (675)	R32 (675)	R32 (675)	R32 (675)	R32 (675)
	Charge	kg (CO2eq-T)	2.7 (1.823)	2.7 (1.823)	2.7 (1.823)	2.7 (1.823)	2.7 (1.823)	2.7 (1.823)
Connection pipe diameter	Liquid	mm	9.52	9.52	9.52	9.52	9.52	9.52
	Gas		15.88	15.88	15.88	15.88	15.88	15.88
Total pipe length		m	120	120	120	120	120	120
Max. height difference			30	30	30	30	30	30
Operating Range	Cooling	°C	-5 to 46	-5 to 46	-5 to 46	-5 to 46	-5 to 46	-5 to 46
	Heating		-20 to 21	-20 to 21	-20 to 21	-20 to 21	-20 to 21	-20 to 21

Note: Specifications are based on the following conditions.
Cooling: Indoor temperature of 27°CDB/19°CWB, and outdoor temperature of 35°CDB/24°CWB.
Heating: Indoor temperature of 20°CDB/(15°CWB), and outdoor temperature of 7°CDB/6°CWB.
Pipe length: 11 m; Height difference between outdoor unit and indoor unit: 0 m.
The protective function may work when using it outside the operation range.

Dimensions

(Unit: mm)

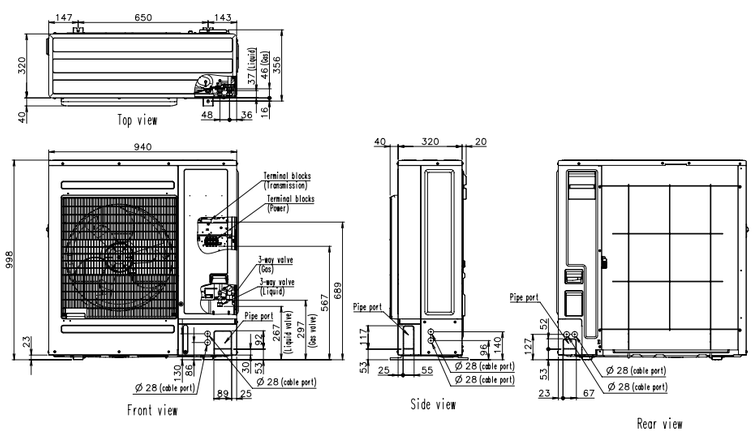

REFRIGERANT R32

Heat Pump

for Small-capacity type

NEW VRF J-V

System configuration example

- Suitable for air conditioning small and medium-size buildings. One refrigerant system is used for each outdoor unit.
- Multiple indoor units are connected with separation tubes and headers.

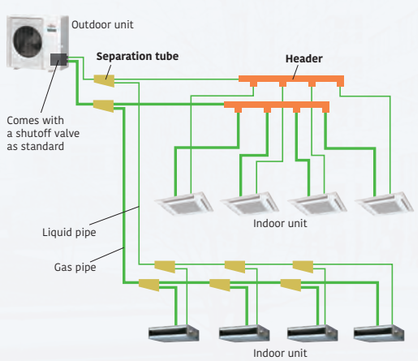

Offering greater flexibility in installation locations



The J-V Series uses R32 refrigerant, making it easy to install at sites that require safety measures. All 4, 5, and 6 HP models feature a compact, single-fan outdoor unit, offering greater flexibility in installation locations.



REFRIGERANT R32

R32 Refrigerant with Reduced Global Warming Potential

- High environmental properties
- High performance
- Economically efficient

GWP*1 (Reference: IPCC 4th Report)

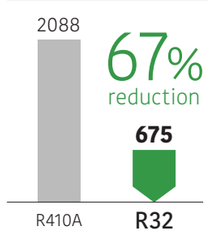

*1 **GWP (Global Warming Potential):** a measurement that indicates how much other greenhouse gases are capable of warming the Earth based on carbon dioxide This is the integrated value of radiant energy given to the Earth (i.e., the estimated impact on global warming) expressed as a ratio to CO2.

High Installation Flexibility



Small, lightweight outdoor unit

The new J-V Series (4–6 HP) uses a single-fan chassis—more compact than the previous two-fan units, expanding installation options.

Current model: 6 HP class
Height: 1334 mm
Weight: 119 kg

NEW model: 6 HP class
Height: 1,008 mm
Weight: 117 kg

Height difference
326 mm
▲ 24%

Light weight
▲ 2 kg

Easy to carry, easy to install

Compact outdoor units under 1,008 mm tall provide exceptional installation flexibility, allowing placement in narrow spaces such as under windows or on rooftops where they remain largely unobtrusive.

Situational Piping Design

Long pipe length

Our advanced refrigerant control technology allows us to achieve a total refrigerant pipe length of 300 m. This provides high flexibility in system design.

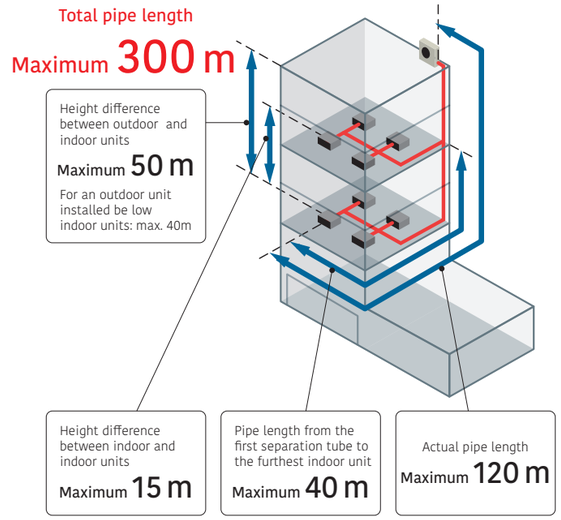

Up to 14 indoor units* can be connected

The combination of smaller but sufficiently powerful indoor units and outdoor units with an optimized heat exchanging structure makes it possible to connect up to 14 indoor units, which is the best in its class.

*: 6 HP model

Model	J-V		
Rating Capacity range (HP)	4	5	6
Max. Connectable indoor unit	11	12	14

Safety Measures

Safety measures and improved install ability

The J-V Series comes with a shutoff valve as standard, eliminating the need for an additional shutoff valve.*4 When combined with the new indoor unit featuring a built-in gas sensor, installation is significantly simplified. Furthermore, the optional individual remote control can serve as an alarm in the event of refrigerant leakage, eliminating the need for additional on-site procurement and thereby enhancing both convenience and safety.

Operating flow example

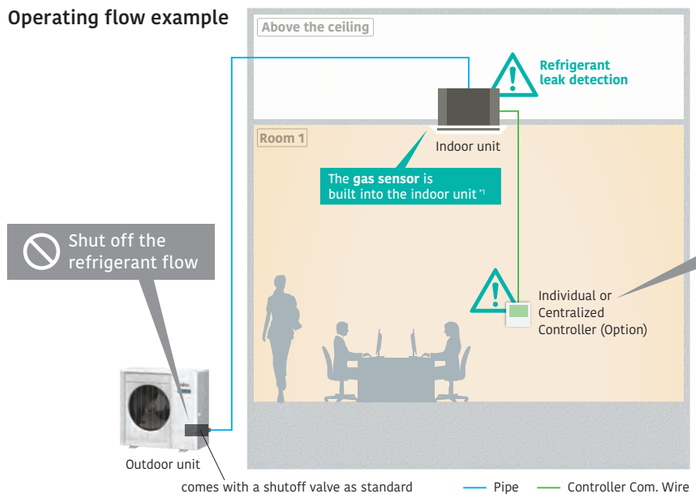

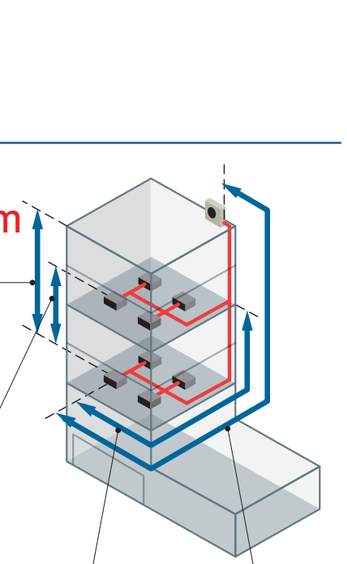

*1: An expansion kit is required when installing a shutoff valve on the indoor unit side.
*2: The Central Remote Controller does not flash. It remains lit only.
*3: Simple Remote Controller is not supported.
*4: It is necessary to connect the required products according to the floor area of the space requirement and the amount of system refrigerant. For further details, please refer to the 'Design and Technical Manual'.

High Energy Saving

J-V provides environmentally conscious, high-efficiency operation while ensuring comfort.

SEER
7.82
*Single phase/5 HP

SCOP
4.50
*Single phase/4 HP

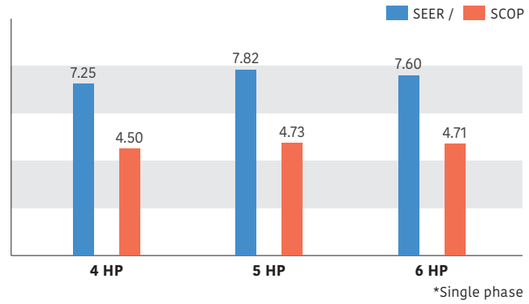

*Single phase

Sightliness Installation

Extended operating range for ambient temperature

Extended operable ambient temperature enables an offer to different regions with different temperature condition.

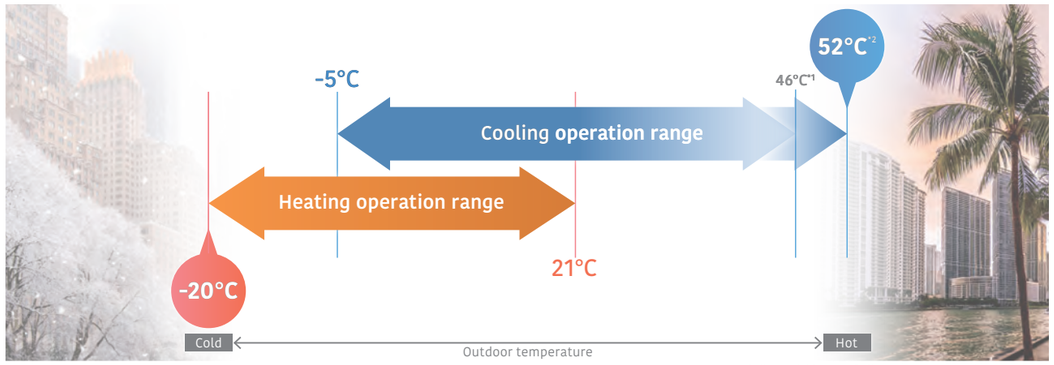

*1: Current Model *2: Outside air intake temperature.

External static pressure

External static pressure measures up to 35 Pa. Even if the outdoor unit is installed in a small space to hide it, the grille and duct airflow path required for exhaust air can be installed up to a static pressure value of 35 Pa.



*Single phase/4 HP/Cooling

Environmentally conscious with low-noise mode

5-steps low-noise modes are available. This allows for detailed noise control in various external environments.

5-steps low noise mode

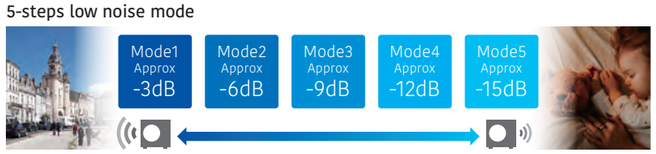

*When using this function, cooling and heating performance may decrease.
The noise reduction value in low-noise mode varies depending on the model.

4, 5, 6 HP: AJY040KBLAH / AJY045KBLAH / AJY054KBLAH
AJY040KELAH [3-phase] / AJY045KELAH [3-phase] / AJY054KELAH [3-phase]

Specifications

Rated capacity range		HP	4	5	6	4	5	6
Model name			AJY040KBLAH	AJY045KBLAH	AJY054KBLAH	AJY040KELAH	AJY045KELAH	AJY054KELAH
Maximum connectable indoor units			1-11	1-12	1-14	1-11	1-12	1-14
Power source			Single phase, 230V, 50Hz			3-phase, 4-wire, 400V, 50Hz		
Capacity	Cooling	kW	12.1	14.0	15.5	12.1	14.0	15.5
	Nominal Heating		12.1	14.0	15.5	12.1	14.0	15.5
	Max. Heating		13.6	16.0	18.0	13.6	16.0	18.0
Input power	Cooling	kW	3.25	4.02	4.70	3.25	4.02	4.70
	Nominal Heating		2.67	2.99	3.48	2.67	2.99	3.48
	Max. Heating		3.38	3.74	4.68	3.38	3.74	4.68
EER	Cooling	W/W	3.72	3.48	3.30	3.72	3.48	3.30
COP	Nominal Heating		4.52	4.68	4.45	4.52	4.68	4.45
	Max. Heating		4.02	4.28	3.85	4.02	4.28	3.85
SEER	Cooling		7.25	7.82	7.60	7.25	7.82	7.60
SCOP	Heating		4.50	4.73	4.71	4.50	4.73	4.71
ηc	Cooling	%	287.0	309.8	301.0	287.0	309.8	301.0
ηh	Heating		177.0	186.2	185.4	177.0	186.2	185.4
Airflow rate		m^3/h	4,750	5,300	5,300	4,750	5,300	5,300
Sound pressure level/ Power level	Cooling	dB(A)	50/68	52/70	52/70	50/68	52/70	52/70
	Heating		52/68	55/71	55/71	52/68	55/71	55/71
Heat exchanger fin			Blue fin	Blue fin	Blue fin	Blue fin	Blue fin	Blue fin
Net Dimensions	Height	mm	1,008	1,008	1,008	1,008	1,008	1,008
	Width		1,080	1,080	1,080	1,080	1,080	1,080
	Depth		480	480	480	480	480	480
Weight		kg	117	117	117	118	118	118
Refrigerant	Type (Global Warming Potential)		R32 (675)	R32 (675)	R32 (675)	R32 (675)	R32 (675)	R32 (675)
	Charge	kg (CO2eq-T)	4.0 (2.700)	4.0 (2.700)	4.0 (2.700)	4.0 (2.700)	4.0 (2.700)	4.0 (2.700)
Connection pipe diameter	Liquid	mm	9.52	9.52	9.52	9.52	9.52	9.52
	Gas		15.88	15.88	15.88	15.88	15.88	15.88
Total pipe length		m	300	300	300	300	300	300
Max. height difference			50/40 (Outdoor unit: Upper/Lower)			50/40 (Outdoor unit: Upper/Lower)		
Operating Range	Cooling	°C	-5 to 52*	-5 to 52*	-5 to 52*	-5 to 52*	-5 to 52*	-5 to 52*
	Heating		-20 to 21	-20 to 21	-20 to 21	-20 to 21	-20 to 21	-20 to 21

Note: Specifications are based on the following conditions.
Cooling: Indoor temperature of 27°CDB/19°CWB, and outdoor temperature of 35°CDB/24°CWB.
Heating: Indoor temperature of 20°CDB/(15°CWB), and outdoor temperature of 7°CDB/6°CWB.
Pipe length: 11 m; Height difference between outdoor unit and indoor unit: 0 m.
The protective function may work when using it outside the operation range.
*:Outside air intake temperature.

Dimensions

(Unit: mm)

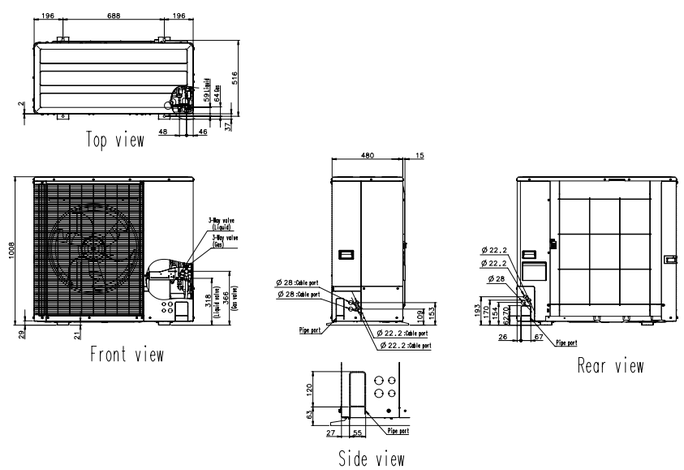

Heat Pump
for Small-capacity type

NEW VRF J-VL

for **SHOP**

for **Hotel**

for **OFFICE**

This product uses R32, a environmentally friendly refrigerant. J-VL is an outdoor unit with a slim design. Its flexibility in installation makes it ideal for midsize office buildings and hotels.

8-12 HP modes

14-18 HP models

Environmental Considerations

High energy saving

High installation Flexibility

System configuration example

- Suitable for air conditioning small and medium-size buildings. One refrigerant system is used for each outdoor unit.
- Multiple indoor units are connected with separation tubes and headers.

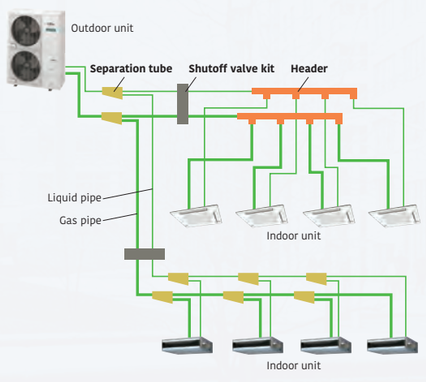

R32 Refrigerant with Reduced Global Warming Potential

- High environmental properties
- High performance
- Economically efficient

GWP*1 (Reference: IPCC 4th Report)

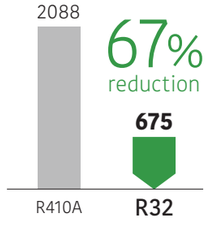

*1 **GWP (Global Warming Potential):** a measurement that indicates how much other greenhouse gases are capable of warming the Earth based on carbon dioxide This is the integrated value of radiant energy given to the Earth (i.e., the estimated impact on global warming) expressed as a ratio to CO2.

High Energy Saving

J-VL provides environmentally conscious, high-efficiency operation while ensuring comfort.

Cooling ηc

ALL 280.2% or above

Heating ηh

ALL 177.4% or above

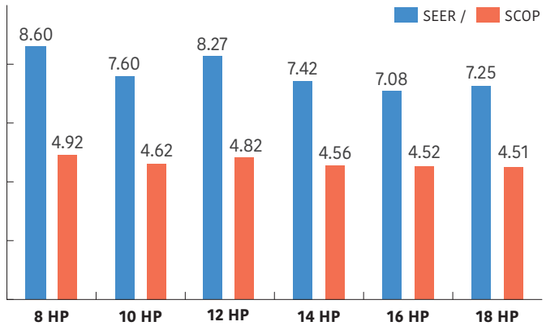

High installation Flexibility

Slim design yet large capacity

Slim and space-saving design that can be installed even in narrow spaces, yet offers a large capacity of up to 18HP. Multiple units can be installed flexibly, allowing for high installation freedom.



Depth difference
-285mm
J-VL all models
Compared with current all models

Space requirement
-45%!
Compared with current 14/16 HP models

Weight
-62 kg!
Compared with current 16 HP model

Height difference
-262mm
Compared with current 8 HP model



Space requirement
-26%!
Compared with current 8/10 HP models

Supports concealed installation

Even if the outdoor unit is installed in a small space to hide it, the grille and duct airflow path required for exhaust air can be installed up to a static pressure value of 60 Pa. (40Pa for 8/10/12HP)

*Capacities slightly decrease relative to the rated values during high static pressure operations.

Environmentally conscious with low-noise mode

5-steps low-noise modes are available. This allows for detailed noise control in various external environments.

5-steps low noise mode

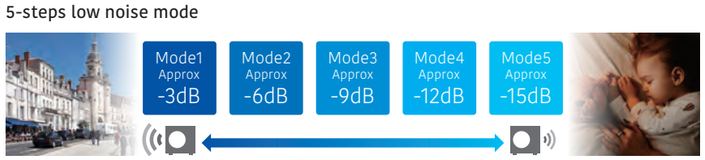

*When using this function, cooling and heating performance may decrease.
The noise reduction value in low-noise mode varies depending on the model.

J-VL

8,10,12 HP: AJY072KELAH / AJY090KELAH / AJY108KELAH
14,16,18 HP: AJY126KELAH / AJY144KELAH / AJY162KELAH

8, 10, 12 HP

14, 16, 18 HP

Specifications

Rated capacity range		HP	8	10	12	14	16	18
Model name			AJY072KELAH	AJY090KELAH	AJY108KELAH	AJY126KELAH	AJY144KELAH	AJY162KELAH
Maximum connectable indoor units			1-20	1-25	1-30	1-36	1-40	1-42
Power source			3-phase, 400V~, 50Hz					
Capacity	Cooling	kW	22.4	28.0	33.5	40.0	45.0	50.0
	Nominal Heating		22.4	28.0	33.5	40.0	45.0	50.0
	Max. Heating		25.0	31.5	37.5	45.0	50.0	55.0
Input power	Cooling	kW	5.66	7.87	9.28	11.87	13.77	15.39
	Nominal Heating		4.48	6.44	7.57	8.80	10.98	12.76
	Max. Heating		5.46	7.92	9.95	10.67	13.23	14.95
EER	Cooling	W/W	3.96	3.56	3.61	3.37	3.27	3.25
COP	Nominal Heating		5.01	4.35	4.43	4.55	4.10	3.92
	Max. Heating		4.58	3.98	3.77	4.22	3.78	3.68
SEER	Cooling		8.60	7.60	8.27	7.42	7.08	7.25
SCOP	Heating		4.92	4.62	4.82	4.56	4.52	4.51
ηc	Cooling	%	341.0	301.0	327.8	293.8	280.2	287.0
ηh	Heating		193.8	181.8	189.8	179.4	177.8	177.4
Airflow rate		m^3/h	8,400 / 8,400	9,000 / 9,000	11,000 / 11,900	13,000 / 13,000	14,000 / 14,000	14,800 / 15,300
Sound pressure level/ Power level	Cooling	dB(A)	50 / 66	53 / 69	58 / 73	63 / 75	64 / 77	66 / 79
	Heating		52 / 66	56 / 70	62 / 75	65 / 76	67 / 78	69 / 82
Heat exchanger fin			Blue fin	Blue fin	Blue fin	Blue fin	Blue fin	Blue fin
Net Dimensions	Height	mm	1,428	1,428	1,428	1,638	1,638	1,638
	Width		1,080	1,080	1,080	1,080	1,080	1,080
	Depth		480	480	480	480	480	480
Weight		kg	169	177	178	213	213	213
Refrigerant	Type (Global Warming Potential)		R32 (675)	R32 (675)	R32 (675)	R32 (675)	R32 (675)	R32 (675)
	Charge	kg (CO2eq-T)	6.0 (4.05)	6.5 (4.388)	6.5 (4.388)	9.0 (6.075)	9.0 (6.075)	9.0 (6.075)
Connection pipe diameter	Liquid	mm	9.52	9.52	12.70	12.70	12.70	12.70
	Gas		19.05	22.22	22.22	28.58	28.58	28.58
Total pipe length		m	400	400	400	400	400	400
Max. height difference			50/40 (Outdoor unit: Upper/Lower)					
Operating Range	Cooling	C°	-15 to 46	-15 to 46	-15 to 46	-5 to 46	-5 to 46	-5 to 46
	Heating		-20 to 21	-20 to 21	-20 to 21	-20 to 21	-20 to 21	-20 to 21

Note: Specifications are based on the following conditions.
Cooling: Indoor temperature of 27°CDB/19°CWB, and outdoor temperature of 35°CDB/24°CWB.
Heating: Indoor temperature of 20°CDB/(15°CWB), and outdoor temperature of 7°CDB/6°CWB.
Pipe length: 11m (072/090), 15m (108/126/144/162); Height difference between outdoor unit and indoor unit: 0 m.
The protective function may work when using it outside the operation range.

Dimensions

(Unit: mm)

8, 10, 12 HP

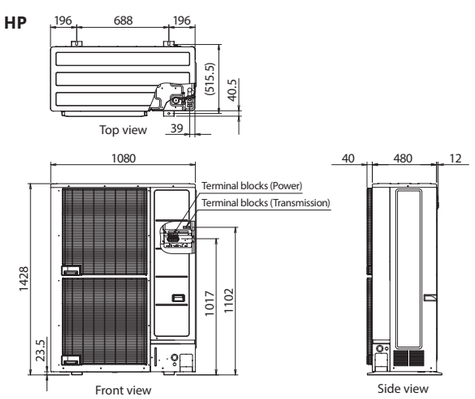

14, 16, 18 HP

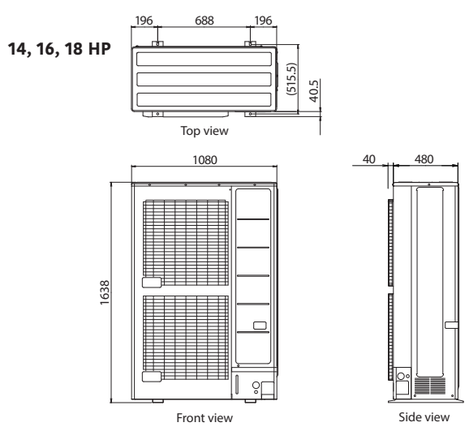

REFRIGERANT R32

Heat Pump / Heat Recovery

Modular type

NEW VRF **VU-V**

System configuration example

- Suitable for air conditioning midsize and large buildings. Connecting each outdoor unit makes it possible to create a high-capacity system.
- Multiple indoor units are connected with separation tubes and headers.

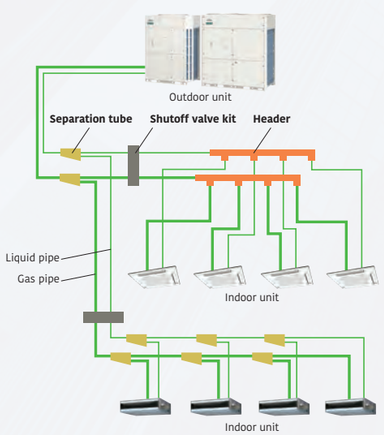

Single unit covers a wide range of projects



Single unit
Max.
22 HP
61.5 kW
47 Indoor units

Combination
Max. 44 HP

VU-V features many design improvements that yield higher performance and efficiency, wider operating ranges, greater design/installation flexibility, larger overall system capacities, and enhanced comfort.



Contributes to reduction of project costs

Contributes to reducing project costs outdoor units can be installed individually, with options up to 22 HP. This reduces the number of outdoor units required for installation and the materials needed (piping, power lines, communication lines, racks, breakers, conduits, etc.). This product is expected to reduce project costs.

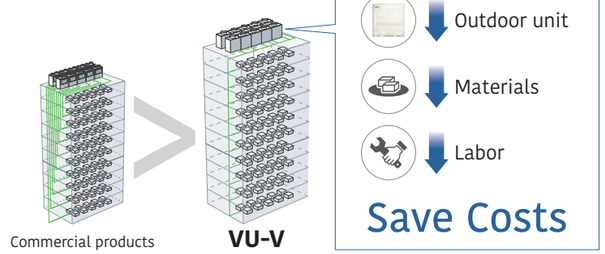

VU-V

High Energy Saving

Intelligent refrigerant control

The Intelligent refrigerant control operates with suitable control corresponding to the heat load of the room and offers a more comfortable environment. The Intelligent refrigerant control can also provide increased energy savings.

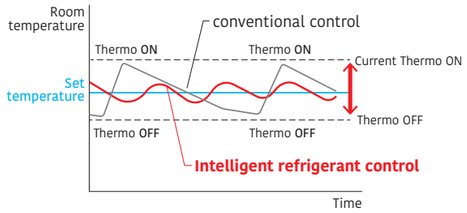

The thermostat is turned on and off less frequently than under conventional control to maintain the room temperature at the target temperature.
Compared to conventional control, the compressor will run longer, thus saving energy.

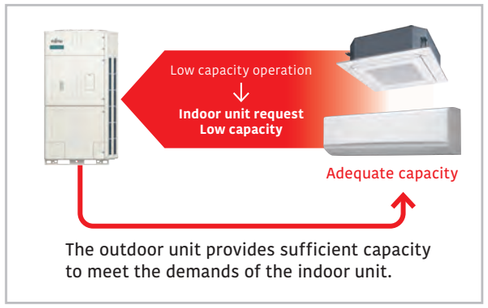

* The improvements due to the control and the actual sine wave vary depending on the combination of the indoor unit and system operating conditions.

Highly efficient operation

VU-V provides environmentally conscious, high-efficiency operation while ensuring comfort.

Cooling ηc

ALL 250.0% or above

Heating ηh

ALL 151.5% or above

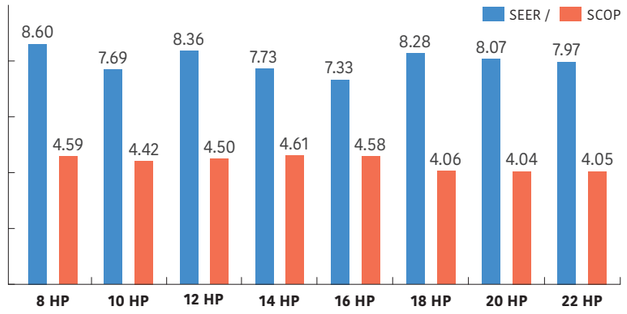

Energy saving technology that boosts operation efficiency

18-22 HP models



Powerful large propeller fan*

The fan uses CFD* technology to achieve both high performance and low noise operation.

*CFD: Computational Fluid Dynamics

3-phase DC fan motor*

The use of a DC fan motor with sophisticated driver control improves energy efficiency substantially. In addition, this motor operates quietly.

Sine-wave DC inverter control*

High-efficiency is realized by the adoption of reduced switching loss IPM.

Subcooling heat exchanger

High heat exchange efficiency is achieved by using an internal projection-shape double-pipe construction.

*: Same as 8-16 HP



Refrigerant flow control
(18/20/22 HP)

Refrigerant flow is automatically adjusted within the heat exchanger depending on airflow balance.

NEW Scroll compressor

The system uses a scroll compressor with a wide rotational-speed range (15–120 rps), combined with General's unique sensorless sine-wave control method. This method smoothly controls the input power supplied to the motor, improving both energy efficiency and noise performance.

Variable refrigerant volume design of heat exchangers

If the outdoor air intake airflow of the left and right heat exchangers is different, the system automatically monitors the refrigerant status and adjusts the refrigerant flow rate of each heat exchanger to prevent loss of thermal efficiency.



8-16 HP models

8-12 HP models

14-16 HP models

4-face heat exchanger

The 4-face heat exchanger increases the effective surface area and significantly improves heat-exchanging efficiency.

Front intake port
(Corner cut air inlet structure)

In multiple outdoor unit installations, the unique front intake design improves airflow into the heat exchanger.

Installation Flexibility

Select system type according to the application

The same outdoor unit can be used for both heat pump and heat recovery applications.

Heat Pump System

We provide heat pumps that can reduce the initial cost of RB units and connecting pipes for properties that have the same air conditioning load for each area and are used in the same operation mode throughout the year.



Heat Recovery System

Heat recovery systems are proposed for office buildings where the air conditioning load varies between sun and shade in the middle of the year, and for restaurants/shops and hotels where different areas require different cooling/heating operations.

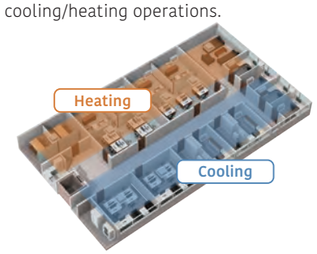

Reducing outdoor unit installation space

A single outdoor unit can handle air conditioning up to 22 HP.
This reduces reduce installation space and the number of outdoor units required.

Comparison at 22 HP







Piping flexibility and safety measures

NEW RB Unit includes Shut off valve kit function

In addition to switching between cooling and heating modes, an electronic expansion valve function has been added to shut off the refrigerant. This eliminates the need to install a separate shutoff valve kit, reducing costs and improving installation efficiency.

NEW RB unit (1 Port)

NEW RB unit (4 Port)

No need to use Shut off valve kit for heat recovery use, provide simple installation

Enhanced disaster safety measures

It features a power backup function for use during power outages. Furthermore, to prevent refrigerant leakage during power failures, the shut-off valve closes when a power outage occurs.

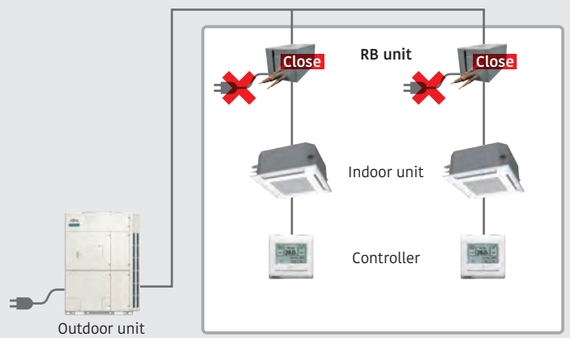

Comfort

Extended operating range for ambient temperature

Extended operable ambient temperature enables an offer to different regions with different temperature condition.

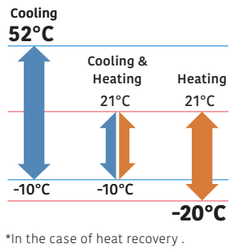

*In the case of heat recovery .

Rotation defrosting

Heat Recovery type & additional type only

Rotation defrosting uses heat from other units instead of room heat, minimizing temperature drops and maintaining comfort during defrosting.

NEW VU-V model

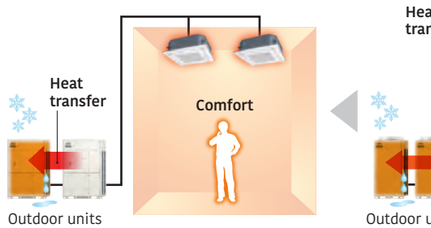

Current model

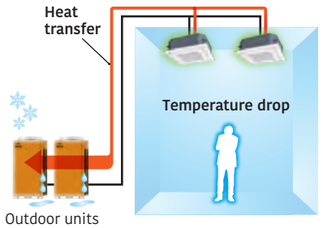

Environmentally conscious with low-noise mode

5-steps low-noise modes are available. This allows for detailed noise control in various external environments.

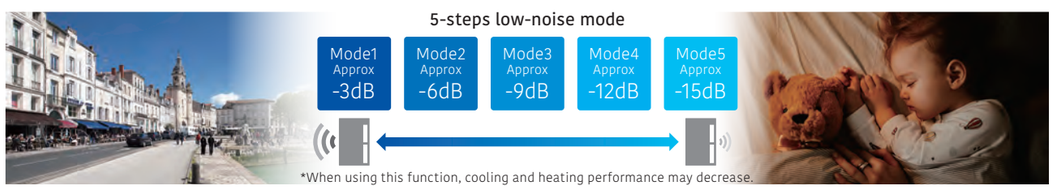

*When using this function, cooling and heating performance may decrease.

Easy Support

Safety measures in case of refrigerant leak

Indoor units compatible with R32 refrigerant are equipped with a refrigerant leak detector. (Some indoor units require optional purchase.) Depending on the conditions of the room where the indoor unit is installed, countermeasures can be implemented using detection equipment.*1 When activated, the refrigerant leak detector triggers the “Shut off valve kit” and “Wired Remote Controller” to operate simultaneously. This notifies the user or administrator of a refrigerant leak while simultaneously stopping refrigerant circulation.

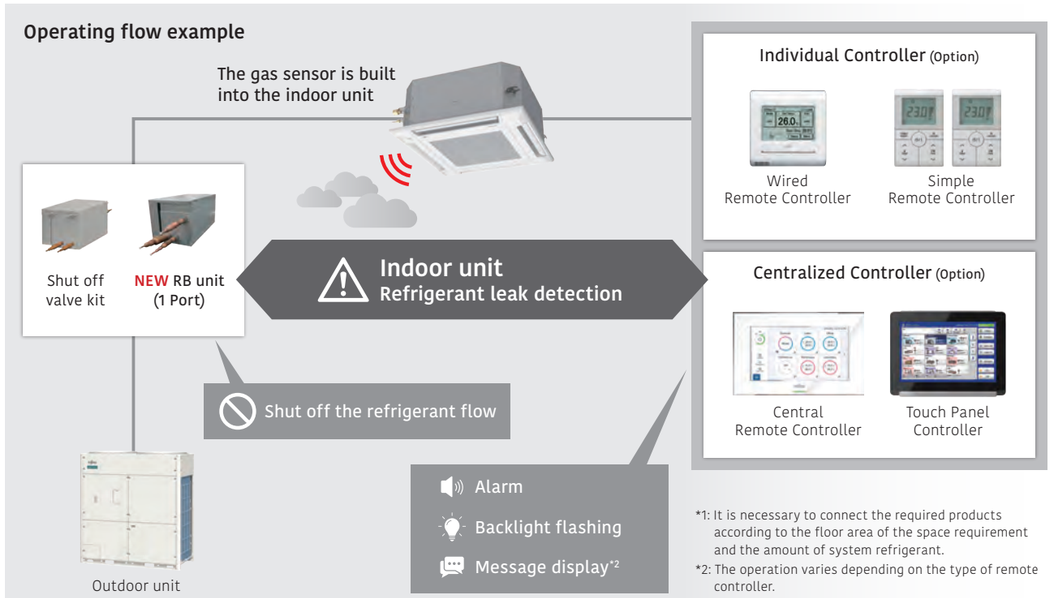

*1: It is necessary to connect the required products according to the floor area of the space requirement and the amount of system refrigerant.
*2: The operation varies depending on the type of remote controller.

Service and maintenance window

The service window provides easy access to all multifunction displays and buttons without removing any main front panels. It is also convenient when connecting service tools.



Outdoor units lineup • Combinations other than those listed below are not recommended.

Space saving combination

22.4 kW (8 HP)	28.0 kW (10 HP)	33.5 kW (12 HP)	40.0 kW (14 HP)	45.0 kW (16 HP)
AJY072HALAH UNIT:AJY072HALAH	AJY090HALAH UNIT:AJY090HALAH	AJY108HALAH UNIT:AJY108HALAH	AJY126HALAH UNIT:AJY126HALAH	AJY144HALAH UNIT:AJY144HALAH
50.0 kW (18 HP)	56.0 kW (20 HP)	61.5 kW (22 HP)	67.0 kW (24 HP)	73.0 kW (26 HP)
AJY162HALAH UNIT:AJY162HALAH	AJY180HALAH UNIT:AJY180HALAH	AJY198HALAH UNIT:AJY198HALAH	AJY216HALAH UNIT:AJY108/108HALAH	AJY234HALAH UNIT:AJY144/090HALAH
78.5 kW (28 HP)	85.0 kW (30 HP)	90.0 kW (32 HP)	96.0 kW(34 HP)	101.5 kW (36 HP)
AJY252HALAH UNIT:AJY144/108HALAH	AJY270HALAH UNIT:AJY144/126HALAH	AJY288HALAH UNIT:AJY144/144HALAH	AJY306HALAH UNIT:AJY180/126HALAH	AJY324HALAH UNIT:AJY198/126HALAH
106.5 kW (38 HP)	111.5 kW (40 HP)	117.5 kW (42 HP)	123.0 kw (44HP)	
AJY342HALAH UNIT:AJY198/144HALAH	AJY360HALAH UNIT:AJY198/162HALAH	AJY378HALAH UNIT:AJY198/180HALAH	AJY396HALAH UNIT:AJY198/198HALAH	

Energy efficiency combination

44.8 kW (16 HP)	50.4 kW (18 HP)	56.0 kW (20 HP)	61.5 kW (22 HP)	67.4 kW (24 HP)
AJY144HALAHH UNIT:AJY072/072HALAHH	AJY162HALAHH UNIT:AJY090/072HALAHH	AJY180HALAHH UNIT:AJY090/090HALAHH	AJY198HALAHH UNIT:AJY108/090HALAHH	AJY216HALAHH UNIT:AJY144/072HALAHH
80.0 kW (28 HP)	90.0 kW (32 HP)	100.0 kW (36 HP)	106.0 kW (38 HP)	
AJY252HALAHH UNIT:AJY126/126HALAHH	AJY288HALAHH UNIT:AJY162/126HALAHH	AJY324HALAHH UNIT:AJY162/162HALAHH	AJY342HALAHH UNIT:AJY180/162HALAHH	

8,10,12HP : AJY072HALAH / AJY090HALAH / AJY108HALAH

Dimensions

(Unit: mm)

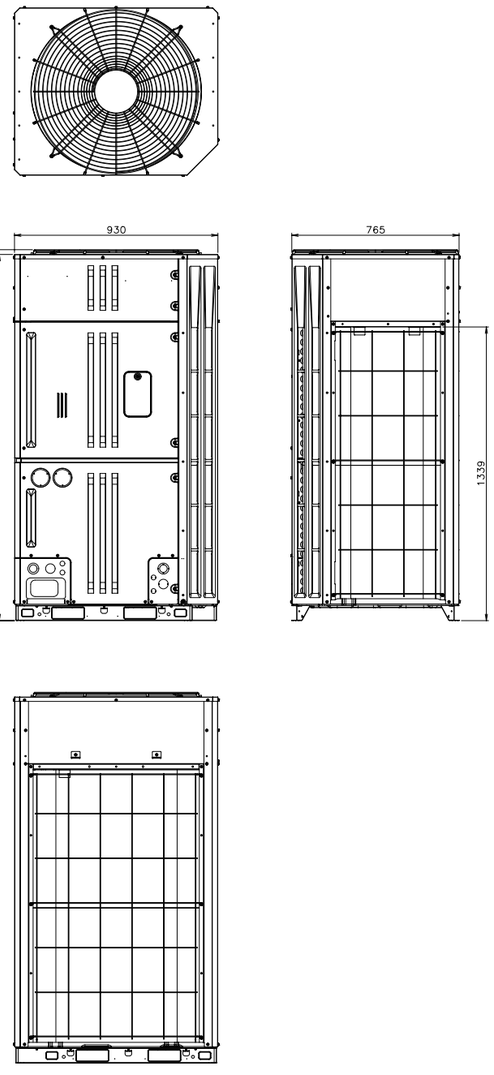

14,16HP : AJY126HALAH / AJY144HALAH

Dimensions

(Unit: mm)

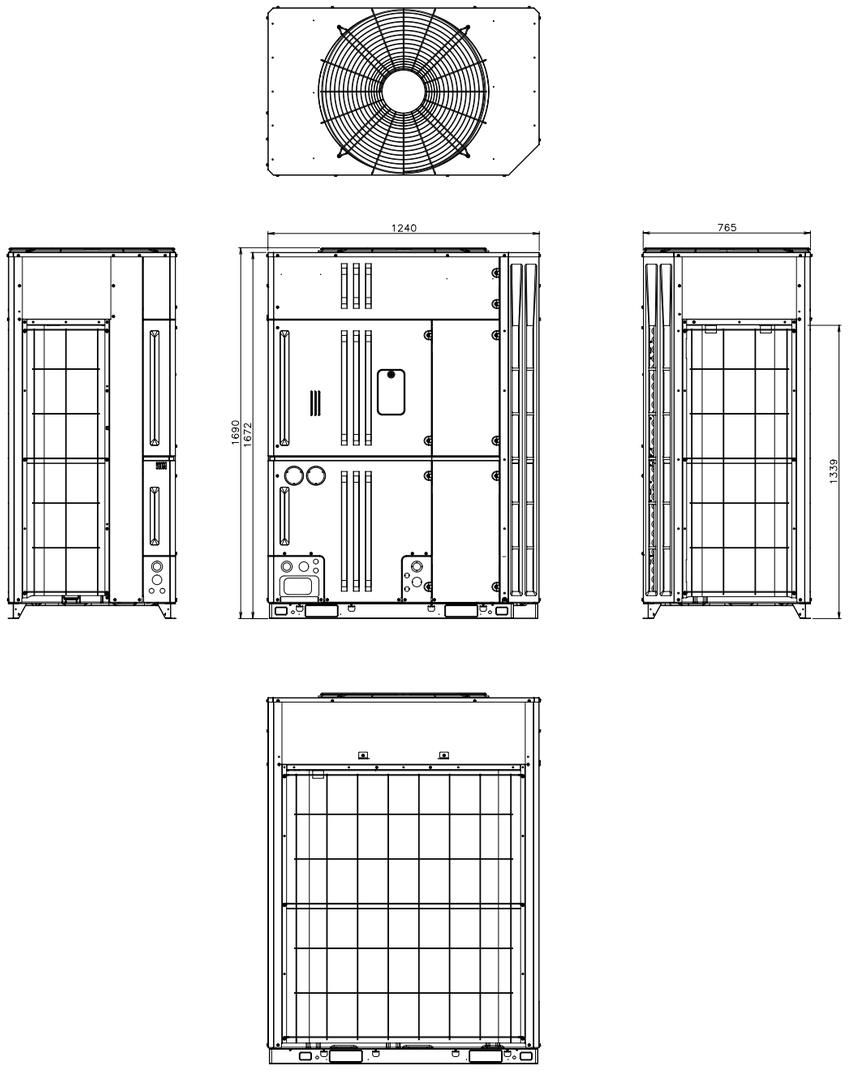

18,20,22HP : AJY162HALAH / AJY180HALAH / AJY198HALAH

Dimensions

(Unit: mm)

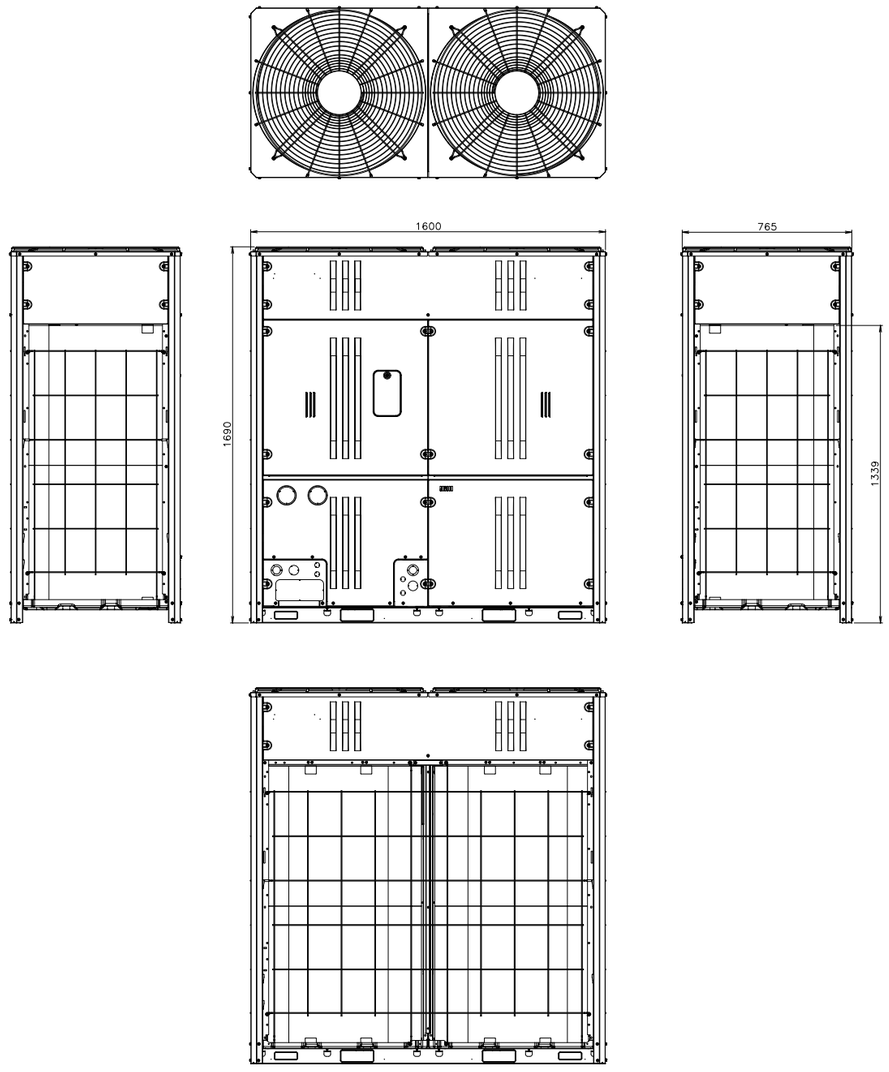

Outdoor unit specifications

Space saving combination

Rated Capacity range		HP	8	10	12	14	16	18	20	22	24	26	28	30	32	34	36	38	40	42	44
Model Name			AJY072HALAH	AJY090HALAH	AJY108HALAH	AJY126HALAH	AJY144HALAH	AJY162HALAH	AJY180HALAH	AJY198HALAH	AJY216HALAH	AJY234HALAH	AJY252HALAH	AJY270HALAH	AJY288HALAH	AJY306HALAH	AJY324HALAH	AJY342HALAH	AJY360HALAH	AJY378HALAH	AJY396HALAH
Unit 1 Unit 2			AJY072HALAH	AJY090HALAH	AJY108HALAH	AJY126HALAH	AJY144HALAH	AJY162HALAH	AJY180HALAH	AJY198HALAH	AJY108HALAH AJY108HALAH	AJY144HALAH AJY090HALAH	AJY144HALAH AJY108HALAH	AJY144HALAH AJY126HALAH	AJY144HALAH AJY144HALAH	AJY180HALAH AJY126HALAH	AJY198HALAH AJY126HALAH	AJY198HALAH AJY144HALAH	AJY198HALAH AJY162HALAH	AJY198HALAH AJY180HALAH	AJY198HALAH AJY198HALAH
Maximum connectable indoor units*1			17	21	26	30	34	39	43	47	52	55	60	64	64	64	64	64	64	64	64
Connectable capacity range of indoor units	min-max	kW	11.2-33.6	14.0-42.0	16.8-50.2	20.0-60.0	22.5-67.5	25.0-75.0	28.0-84.0	30.8-92.2	33.5-100.5	36.5-109.5	39.3-117.7	42.5-127.5	45.0-135.0	48.0-144.0	50.8-152.2	53.3-159.7	55.8-167.2	58.8-176.2	61.5-184.5
Power source			3-phase, 4-wire, 400 V, 50Hz								3-phase, 4-wire, 400 V, 50Hz										
Capacity	Cooling	kW	22.4	28.0	33.5	40.0	45.0	50.0	56.0	61.5	67.0	73.0	78.5	85.0	90.0	96.0	101.5	106.5	111.5	117.5	123.0
	Nominal Heating		22.4	28.0	33.5	40.0	42.0	50.0	56.0	61.5	67.0	70.0	75.5	82.0	84.0	96.0	101.5	103.5	111.5	117.5	123.0
	Max. Heating		25.0	31.5	37.5	45.0	48.0	56.5	63.0	69.0	75.0	79.5	85.5	93.0	96.0	108.0	114.0	117.0	125.5	132.0	138.0
Input power	Cooling	kW	5.58	7.50	9.43	11.76	14.06	12.69	15.13	17.62	18.86	21.56	23.50	25.82	28.12	26.89	29.38	31.68	30.31	32.75	35.24
	Nominal Heating		4.50	6.43	7.70	9.52	9.95	12.19	14.10	15.56	15.40	16.38	17.65	19.47	19.90	23.62	25.08	25.51	27.75	29.66	31.12
	Max. Heating		5.58	8.20	9.48	12.07	12.43	13.54	17.87	20.36	18.96	20.63	21.91	24.50	24.86	29.94	32.43	32.79	33.90	38.23	40.72
EER	Cooling	W/W	4.01	3.73	3.55	3.40	3.20	3.94	3.70	3.49	3.55	3.38	3.34	3.29	3.20	3.57	3.45	3.36	3.67	3.58	3.49
COP	Nominal Heating		4.97	4.35	4.35	4.20	4.23	4.10	3.97	3.95	4.35	4.27	4.27	4.21	4.22	4.06	4.04	4.05	4.01	3.96	3.95
	Max. Heating		4.48	3.84	3.95	3.72	3.86	4.17	3.52	3.38	3.95	3.85	3.90	3.79	3.86	3.60	3.51	3.56	3.70	3.45	3.38
SEER	Cooling		8.60	7.69	8.36	7.73	7.33	8.28	8.07	7.97	8.36	7.51	7.84	7.53	7.33	7.90	7.85	7.65	8.12	8.02	7.97
SCOP	Heating		4.59	4.42	4.50	4.61	4.58	4.06	4.04	4.05	4.50	4.50	4.54	4.59	4.58	4.32	4.33	4.31	4.05	4.04	4.05
ηc	Cooling	%	341.4	304.6	331.4	306.2	290.2	328.2	319.8	315.8	331.4	297.4	310.8	298.2	290.2	313.0	311.0	303.0	322.0	317.8	315.8
ηh	Heating		180.6	173.8	177.0	181.4	180.2	159.4	158.6	159.0	177.0	177.0	178.6	180.8	180.2	170.0	170.2	169.6	159.2	158.8	159.0
Air flow rate	High	m^3/h	11,100	11,100	11,100	13,200	13,200	20,000	22,200	22,200	11,100×2	13,200+11,100	13,200+11,100	13,200×2	13,200×2	22,200+13,200	22,200+13,200	22,200+13,200	22,200+20,000	22,200×2	22,200×2
Sound pressure level*2 / Power level	Cooling	dB(A)	57/77	60/80	61/81	61/81	61/81	61/81	65/85	65/85	64/84	64/84	64/84	64/84	64/84	66/86	66/86	66/86	66/86	68/88	68/88
	Heating		58/78	59/79	63/83	62/82	63/83	64/84	67/87	67/87	66/86	64/84	66/86	66/86	66/86	68/88	68/88	68/88	69/89	70/90	70/90
Max. External static pressure		Pa	80	80	80	80	80	110	110	110	80	80	80	80	80	80	80	80	110	110	110
Compressor motor output		kW	6.10	6.10	6.10	7.90	7.90	6.10 × 2	6.10 × 2	6.10 × 2	6.10 ×2	7.90 + 6.10	7.90 + 6.10	7.90 × 2	7.90 + 7.90	6.10 × 2 + 7.90	6.10 × 2 + 7.90	6.10 × 2 + 7.90	6.10 × 2 + 6.10 × 2	6.10 × 2 + 6.10 × 2	6.10 × 2 × 2
Heat exchanger fin			Corrugate (Aluminum)	Corrugate (Aluminum)	Corrugate (Aluminum)	Corrugate (Aluminum)	Corrugate (Aluminum)	Corrugate (Aluminum)	Corrugate (Aluminum)	Corrugate (Aluminum)	Corrugate (Aluminum)	Corrugate (Aluminum)	Corrugate (Aluminum)	Corrugate (Aluminum)	Corrugate (Aluminum)	Corrugate (Aluminum)	Corrugate (Aluminum)	Corrugate (Aluminum)	Corrugate (Aluminum)	Corrugate (Aluminum)	Corrugate (Aluminum)
Net Dimensions	Height	mm	1,690	1,690	1,690	1,690	1,690	1,690	1,690	1,690	1,690	1,690	1,690	1,690	1,690	1,690	1,690	1,690	1,690	1,690	1,690
	Width		930	930	930	1,240	1,240	1,240	1,600	1,600	930×2	1,240+930	1,240+930	1,240×2	1,240×2	1,600+1,240	1,600+1,240	1,600+1,240	1,600×2	1,600×2	1,600×2
	Depth		765	765	765	765	765	765	765	765	765	765	765	765	765	765	765	765	765	765	765
Weight		kg	251	251	251	278	278	414	414	414	251×2	278+251	278+251	278×2	278×2	414+278	414+278	414+278	414×2	414×2	414 × 2
Refrigerant	Type (Global Warming Potential)		R32 (675)	R32 (675)	R32 (675)	R32 (675)	R32 (675)	R32 (675)	R32 (675)	R32 (675)	R32 (675)	R32 (675)	R32 (675)	R32 (675)	R32 (675)	R32 (675)	R32 (675)	R32 (675)	R32 (675)	R32 (675)	R32 (675)
	Charge	kg (CO2eq-T)	9.8 (6.615)	9.8 (6.615)	9.8 (6.615)	11.8 (7.965)	11.8 (7.965)	11.8 (7.965)	11.8 (7.965)	11.8 (7.965)	9.8×2 (6.615×2)	11.8+9.8 (7.965+6.615)	11.8+9.8 (7.965+6.615)	11.8×2 (7.965×2)	11.8×2 (7.965×2)	11.8×2 (7.965×2)	11.8×2 (7.965×2)	11.8×2 (7.965×2)	11.8×2 (7.965×2)	11.8×2 (7.965×2)	11.8×2 (7.965×2)
Connection pipe diameter	Liquid for HP and HR	mm	9.52	9.52	12.70	12.70	12.70	12.70	12.70	12.70	12.70	15.88	15.88	15.88	15.88	15.88	15.88	15.88	15.88	15.88	15.88
	Discharge Gas for HR		15.88	15.88	19.05	19.05	19.05	19.05	22.22	22.22	22.22	22.22	22.22	22.22	28.58	28.58	28.58	28.58	28.58	28.58	28.58
	Gas for HP, Suction Gas for HR		19.05	19.05	22.22	22.22	22.22	22.22	28.58	28.58	28.58	28.58	28.58	28.58	34.92	34.92	34.92	34.92	34.92	34.92	34.92
Operating Range	Heat Pump (HP) Cooling	°CDB	-15 to 52	-15 to 52	-15 to 52	-15 to 52	-15 to 52	-15 to 52	-15 to 52	-15 to 52	-5 to 52	-5 to 52	-5 to 52	-5 to 52	-5 to 52	-5 to 52	-5 to 52	-5 to 52	-5 to 52	-5 to 52	-5 to 52
	Heat Pump (HP) Heating		-20 to 21	-20 to 21	-20 to 21	-20 to 21	-20 to 21	-20 to 21	-20 to 21	-20 to 21	-20 to 21	-20 to 21	-20 to 21	-20 to 21	-20 to 21	-20 to 21	-20 to 21	-20 to 21	-20 to 21	-20 to 21	-20 to 21
	Heat Recovery (HR) Cooling		-10 to 52	-10 to 52	-10 to 52	-10 to 52	-10 to 52	-10 to 52	-10 to 52	-10 to 52	-10 to 52	-10 to 52	-10 to 52	-10 to 52	-10 to 52	-10 to 52	-10 to 52	-10 to 52	-10 to 52	-10 to 52	-10 to 52
	Heat Recovery (HR) Heating		-20 to 21	-20 to 21	-20 to 21	-20 to 21	-20 to 21	-20 to 21	-20 to 21	-20 to 21	-20 to 21	-20 to 21	-20 to 21	-20 to 21	-20 to 21	-20 to 21	-20 to 21	-20 to 21	-20 to 21	-20 to 21	-20 to 21
	Heat Recovery (HR) Cooling/Heating simultaneous		-10 to 21	-10 to 21	-10 to 21	-10 to 21	-10 to 21	-10 to 21	-10 to 21	-10 to 21	-10 to 21	-10 to 21	-10 to 21	-10 to 21	-10 to 21	-10 to 21	-10 to 21	-10 to 21	-10 to 21	-10 to 21	-10 to 21

Energy Efficiency Combination

Rated Capacity range		HP	16	18	20	22	24	28	32	36	38
Model Name			AJY144HALAHH	AJY162HALAHH	AJY180HALAHH	AJY198HALAHH	AJY216HALAHH	AJY252HALAHH	AJY288HALAHH	AJY324HALAHH	AJY342HALAHH
Unit 1 Unit 2			AJY072HALAH AJY072HALAH	AJY090HALAH AJY072HALAH	AJY090HALAH AJY090HALAH	AJY108HALAH AJY090HALAH	AJY144HALAH AJY072HALAH	AJY126HALAH AJY126HALAH	AJY162HALAH AJY126HALAH	AJY162HALAH AJY162HALAH	AJY180HALAH AJY162HALAH
Maximum connectable indoor units*1			34	38	42	47	51	60	64	64	64
Connectable capacity range of indoor units	min-max	kW	22.4 - 67.2	25.2 - 75.6	28.0 - 84.0	30.8 - 92.3	33.7 - 101.1	40.0 - 120.0	45.0 - 135.0	50.0 - 150.0	53.0 - 159.0
Power source			3-phase, 4-wire, 400 V, 52Hz					3-phase, 4-wire, 400 V, 58Hz			
Capacity	Cooling	kW	44.8	50.4	56.0	61.5	67.4	80.0	90.0	100.0	106.0
	Nominal Heating		44.8	50.4	56.0	61.5	64.4	80.0	90.0	100.0	106.0
	Max. Heating		50.0	56.5	63.0	69.0	73.0	90.0	101.5	113.0	119.5
Input power	Cooling	kW	11.16	13.08	15.00	16.94	19.64	23.52	24.45	25.38	27.82
	Nominal Heating		9.00	10.93	12.86	14.13	14.45	19.04	21.71	24.38	26.29
	Max. Heating		11.16	13.78	16.40	17.68	18.01	24.14	25.61	27.08	31.41
EER	Cooling	W/W	4.01	3.85	3.73	3.63	3.43	3.40	3.68	3.94	3.81
COP	Nominal Heating		4.97	4.61	4.35	4.35	4.45	4.20	4.14	4.10	4.03
	Max. Heating		4.48	4.10	3.84	3.90	4.05	3.72	3.96	4.17	3.80
SEER	Cooling		8.60	8.14	7.69	8.02	7.96	7.73	8.00	8.28	7.98
SCOP	Heating		4.59	4.50	4.42	4.46	4.59	4.61	4.34	4.06	4.24
ηc	Cooling	%	341.0	322.8	304.6	318.0	315.6	306.2	317.2	328.2	316.4
ηh	Heating		180.6	177.2	173.8	175.4	180.4	181.4	170.4	159.4	166.6
Air flow rate	High	m^3/h	11,100×2	11,100×2	11,100×2	11,100×2	13,200+11,100	13,200×2	20,000+13,200	20,000×2	22,200+20,000
Sound pressure level*2 / Power level	Cooling	dB(A)	60/80	62/82	63/83	64/84	62/82	64/84	64/84	64/84	66/86
	Heating		61/81	62/82	62/82	64/84	64/84	65/85	66/86	67/87	69/89
Max. External static pressure		Pa	80	80	80	80	80	80	80	110	110
Compressor motor output		kW	6.10×2	6.10×2	6.10×2	6.10×2	7.90+6.10	7.90×2	6.10 x 2+7.90	6.10 x 2×2	6.10 x 2×2
Heat exchanger fin			Corrugate (Aluminum)	Corrugate (Aluminum)	Corrugate (Aluminum)	Corrugate (Aluminum)	Corrugate (Aluminum)	Corrugate (Aluminum)	Corrugate (Aluminum)	Corrugate (Aluminum)	Corrugate (Aluminum)
Net Dimensions	Height	mm	1,690	1,690	1,690	1,690	1,690	1,690	1,690	1,690	1,690
	Width		930×2	930×2	930×2	930×2	1,240+930	1,240×2	1,600+1,240	1,600×2	1,600×2
	Depth		765	765	765	765	765	765	765	765	765
Weight		kg	251×2	251×2	251×2	251×2	278+251	278×2	414+278	414×2	414×2
Refrigerant	Type (Global Warming Potential)		R32 (675)	R32 (675)	R32 (675)	R32 (675)	R32 (675)	R32 (675)	R32 (675)	R32 (675)	R32 (675)
	Charge	kg (CO2eq-T)	9.8×2 (6.615×2)	9.8×2 (6.615×2)	9.8×2 (6.615×2)	9.8×2 (6.615×2)	11.8+9.8 (7.965+6.615)	11.8×2 (7.965×2)	11.8×2 (7.965×2)	11.8×2 (7.965×2)	11.8×2 (7.965×2)
Connection pipe diameter	Liquid for HP and HR	mm	12.70	12.70	12.70	12.70	12.70	15.88	15.88	15.88	15.88
	Discharge Gas for HR		19.05	19.05	22.22	22.22	22.22	22.22	28.58	28.58	28.58
	Gas for HP, Suction Gas for HR		22.22	22.22	28.58	28.58	28.58	28.58	34.92	34.92	34.92
Operating Range	Heat Pump (HP) Cooling	°CDB	-5 to 52	-5 to 52	-5 to 52	-5 to 52	-5 to 52	-5 to 52	-5 to 52	-5 to 52	-5 to 52
	Heat Pump (HP) Heating		-20 to 21	-20 to 21	-20 to 21	-20 to 21	-20 to 21	-20 to 21	-20 to 21	-20 to 21	-20 to 21
	Heat Recovery (HR) Cooling		-10 to 52	-10 to 52	-10 to 52	-10 to 52	-10 to 52	-10 to 52	-10 to 52	-10 to 52	-10 to 52
	Heat Recovery (HR) Heating		-20 to 21	-20 to 21	-20 to 21	-20 to 21	-20 to 21	-20 to 21	-20 to 21	-20 to 21	-20 to 21
	Heat Recovery (HR) Cooling/Heating simultaneous		-10 to 21	-10 to 21	-10 to 21	-10 to 21	-10 to 21	-10 to 21	-10 to 21	-10 to 21	-10 to 21

Note: Specifications are based on the following conditions.
Cooling: Indoor temperature of 27°CDB/19°CWB, and outdoor temperature of 35°CDB/24°CWB.
Heating: Indoor temperature of 20°CDB/(15°CWB), and outdoor temperature of 7°CDB/6°CWB.
Pipe length: 7.5 m; Height difference between outdoor unit and indoor unit: 0 m.
When cooling operation is be conducted at an outdoor air temperature below -5°C, the outdoor unit must be installed in a position that is higher than or equal to that of the indoor units.
* These specifications are determined by cassette combination.
* Multiple outdoor units are not certified by Eurovent.
*1: Minimum connectable indoor unit number is 2.
*2: The noise level is the value measured in an anechoic room. When measured in an actual installation, the measured value is typically larger than the indicated value due to ambient noise and reflections.

VRF R32 INDOOR UNITS

5 types and 121 models available to meet the requirements of any building design.

Indoor units for the VRF Systems are compact, highly efficient, quiet, and user-friendly. General offers a variety of types and capacities for its indoor units that are easy to install and maintain. In addition, a variety of optional parts are available to provide an even more desirable air conditioning experience to users.

V-058 VRF Indoor Unit Lineup for J-VS, J-VL, VU-V

Cassette

V-060 Compact 4-way flow

Cassette - Built in gas sensor

V-062 Compact 4-way flow
V-064 Circular Flow – Slim
V-066 Circular Flow – Large
V-068 1-way Flow Cassette

Duct - Built in gas sensor

V-070 Low Static Pressure Mini Duct
V-072 Low Static Pressure Slim Duct
V-074 Medium Static Pressure
V-076 High Static Pressure Duct

FLoor, Ceiling - Built in gas sensor

V-080 Compact floor (EEV Internal/external)
V-082 Ceiling

Wall-Mounted - Built in gas sensor

V-084 Wall-Mounted (EEV Internal/external)
V-086 Wall-Mounted

Wall-Mounted

V-088 Wall-Mounted (EEV Internal/external)

VRF Indoor Unit Lineup for J-VS J-VL VU-V

Capacity range (kW)				1.1	1.7	2.2	2.8	3.6	4.0	4.5	5.6	7.1	9.0	10.0	11.2	12.5	14.0	18.0	22.4	25.0	28.0
Class				4	5	7	9	12	14	14	18	24	30	34	36	45	54	60	72	90	96
Cassette	Compact 4-way flow	Standard*1		AUXB 004 HLAH	AUXB 005 HLAH	AUXB 007 HLAH	AUXB 009 HLAH	AUXB 012 HLAH		AUXB 014 HLAH	AUXB 018 HLAH										
		Standard Built in gas sensor	NEW	AUXB 004 HLBH	AUXB 005 HLBH	AUXB 007 HLBH	AUXB 009 HLBH	AUXB 012 HLBH		AUXB 014 HLBH	AUXB 018 HLBH										
		High Efficiency*1*2					AUXN 009 HLAH	AUXN 012 HLAH		AUXN 014 HLAH											
	Circular Flow	Slim Built in gas sensor	NEW				AUXM 009 HLBH	AUXM 012 HLBH		AUXM 014 HLBH	AUXM 018 HLBH	AUXM 024 HLBH	AUXM 030 HLBH								
		High Efficiency*2 Built in gas sensor	NEW								AUXN 018 HLBH										
		Large Built in gas sensor	NEW								AUXK 018 HLBH	AUXK 024 HLBH	AUXK 030 HLBH	AUXK 034 HLBH	AUXK 036 HLBH	AUXK 045 HLBH	AUXK 054 HLBH				
	1-way Flow	Built in gas sensor	004 - 012 014 - 024 NEW	AUXV 004 HLBH	AUXV 005 HLBH	AUXV 007 HLBH	AUXV 009 HLBH	AUXV 012 HLBH		AUXV 014 HLBH	AUXV 018 HLBH	AUXV 024 HLBH									
Duct	Low Static Pressure	Mini Duct Built in gas sensor	004 - 012 014 - 018 024 NEW	ARXK 004 HLBH	ARXK 005 HLBH	ARXK 007 HLBH	ARXK 009 HLBH	ARXK 012 HLBH		ARXK 014 HLBH	ARXK 018 HLBH	ARXK 024 HLBH									
		Slim Duct Built in gas sensor	004 - 014 018 024 NEW	ARXD 004 HLBH	ARXD 005 HLBH	ARXD 007 HLBH	ARXD 009 HLBH	ARXD 012 HLBH		ARXD 014 HLBH	ARXD 018 HLBH	ARXD 024 HLBH									
		High Efficiency*1*2	009 - 014				ARXP 009 HLAH	ARXP 012 HLAH		ARXP 014 HLAH											
	Medium Static Pressure	Standard Built in gas sensor	007 - 018 024 - 030 036 - 045 NEW			ARXL 007 HTBH	ARXL 009 HTBH	ARXL 012 HTBH		ARXL 014 HTBH	ARXL 018 HTBH	ARXL 024 HTBH	ARXL 030 HTBH		ARXL 036 HTBH	ARXL 045 HTBH					
		High Efficiency*2 Built in gas sensor	018 - 030 NEW								ARXP 018 HTBH		ARXP 030 HTBH								
	High Static Pressure*3	Built in gas sensor	036 045 - 060 NEW												ARXC 036 HTBH	ARXC 045 HTBH		ARXC 060 HTBH			
			072 - 090 096 NEW																ARXC 072 HTBH	ARXC 090 HTBH	ARXC 096 HTBH
Floor		EEV Internal Built in gas sensor	NEW			AGYA 007 HCBH	AGYA 009 HCBH	AGYA 012 HCBH	AGYA 014 HCBH												
		EEV External Built in gas sensor	This model requires the EV Kit to be connected. NEW			AGYE 007 HCBH	AGYE 009 HCBH	AGYE 012 HCBH	AGYE 014 HCBH												
Ceiling		Built in gas sensor	012 - 018 024 - 030 036 - 054 NEW					ABYA 012 HTBH		ABYA 014 HTBH	ABYA 018 HTBH	ABYA 024 HTBH	ABYA 030 HTBH		ABYA 036 HTBH	ABYA 045 HTBH	ABYA 054 HTBH				
Wall-Mounted		Compact Wall-mounted EEV Internal Built in gas sensor	004 - 018 NEW	ASYA 004 HTBH	ASYA 005 HTBH	ASYA 007 HTBH	ASYA 009 HTBH	ASYA 012 HTBH	ASYA 014 HTBH		ASYA 018 HTBH										
		Compact Wall-mounted EEV External Built in gas sensor	004 - 018 This model requires the EV Kit to be connected. NEW	ASYE 004 HTBH	ASYE 005 HTBH	ASYE 007 HTBH	ASYE 009 HTBH	ASYE 012 HTBH	ASYE 014 HTBH		ASYE 018 HTBH										
		Large Wall-mounted Built in gas sensor	018 - 034 NEW								ASYB 018 HTBH	ASYB 024 HTBH	ASYB 030 HTBH	ASYB 034 HTBH							
		EEV Internal*1	004 - 014	ASYA 004 HCAH	ASYA 005 HCAH	ASYA 007 HCAH	ASYA 009 HCAH	ASYA 012 HCAH	ASYA 014 HCAH												
		EEV External*1	004 - 014 This model requires the EV Kit to be connected.	ASYE 004 HCAH	ASYE 005 HCAH	ASYE 007 HCAH	ASYE 009 HCAH	ASYE 012 HCAH	ASYE 014 HCAH												

*1:AUXB***HLAH and ASYA***HCAH, ASYE***HCAH, ARXP***HLAH, AUXN***HLAH are only connectable to J-VS and J-VL. *2:Production by order
*3:ARXC060/072/090/096HTBH cannot be connected to the J-VS and J-VL series.

Cassette

Compact 4-way flow

*This product does not include a gas sensor.

REFRIGERANT R32

DC FAN

Compact and Stylish Panel

The compact and stylish panel fits nicely into a grid type ceiling. The linear design is a perfect fit into a grid of 620 mm × 620 mm in the ceiling.



Easy Maintenance

You can access the unit for maintenance just by removing a ceiling panel right next to the grille. As no inspection hole needs to be cut through the ceiling, no additional construction cost is incurred.



The air inlet grille can be installed to open in any direction for easy maintenance.

Flexible Installation

The unit fits nicely into the decor of a grid type ceiling and can be installed near a lighting or a ventilation opening.

High Ceiling mode

The cassette can be installed up to a height of 3.0 m. (012/014/018).

Model code	Maximum height from floor to ceiling (m)	
	Standard mode	High ceiling mode
004	2.7	–
005	2.7	–
007	2.7	–
009	2.7	–
012	2.7	3.0
014	2.7	3.0
018	2.7	3.0

Model: AUXB004HLAH / AUXB005HLAH / AUXB007HLAH
AUXB009HLAH / AUXB012HLAH / AUXB014HLAH
AUXB018HLAH

AUXN009HLAH / AUXN012HLAH / AUXN014HLAH
* Production by order

Specifications

Model name			AUXB 004HLAH	AUXB 005HLAH	AUXB 007HLAH	AUXB 009HLAH	AUXB 012HLAH	AUXB 014HLAH	AUXB 018HLAH	AUXN 009HLAH	AUXN 012HLAH	AUXN 014HLAH
Power source			Single phase, 220-240V~, 50Hz									
Capacity	Cooling	kW	1.1	1.7	2.2	2.8	3.6	4.5	5.6	2.8	3.6	4.5
	Heating		1.3	1.9	2.8	3.2	4.1	5.0	6.3	3.2	4.1	5.0
Input power		W	21	21	23	24	27	33	50	41	71	81
Airflow rate (Cooling / Heating)*	High	m^3/h	530	530	540	550	600	680	820	750	970	1,030
	Med-High		490 / 480	490 / 480	500	520	560	620	660	550	600	680
	Med		450 / 430	450 / 430	460	480	520	560	590	480	520	560
	Med-Low		420 / 380	420 / 380	420	440	480	500	520	440	480	500
	Low		390 / 340	390 / 340	390	400	430	440	460	400	430	440
	Quiet		350 / 300	350 / 300	350	350	390	390	400	350	390	390
Sound pressure level (Cooling / Heating)*	High	dB(A)	34	34	34	35	37	39	45	42	49	50
	Med-High		32 / 31	32 / 31	32	33	34	37	39	35	37	39
	Med		30 / 29	30 / 29	30	31	33	34	36	31	33	34
	Med-Low		28 / 26	28 / 26	28	29	31	32	33	29	31	32
	Low		27 / 24	27 / 24	27	27	29	30	30	27	29	30
	Quiet		25 / 21	25 / 21	25	25	27	27	27	25	27	27
Net Dimensions (H × W × D)		mm	245 × 570 × 570									
Weight		kg	14.5	14.5	15	15	15.5	15.5	17	15	15.5	15.5
Connection pipe diameter	Liquid (Flare)	mm	6.35	6.35	6.35	6.35	6.35	6.35	6.35	6.35	6.35	6.35
	Gas (Flare)		9.52	9.52	9.52	9.52	12.70	12.70	12.70	9.52	12.70	12.70
Drain Hose Diameter (I.D./O.D.)			25 / 32	25 / 32	25 / 32	25 / 32	25 / 32	25 / 32	25 / 32	25 / 32	25 / 32	25 / 32
Cassette Grille	Model name		UTG-UFYH-W									
	Net Dimensions (H × W × D)	mm	49 × 620 × 620									
	Weight	kg	2.3									

Note: Specifications are subject to the following conditions:
Cooling: Indoor temperature of 27°CDB/19°CWB, and outdoor temperature of 35°CDB/24°CWB.
Heating: Indoor temperature of 20°CDB/(15°CWB), and outdoor temperature of 7°CDB/6°CWB.
Pipe length: 7.5 m; Height difference between outdoor unit and indoor unit: 0 m. Voltage: 230 [V]
*The value is the same for cooling and heating if there is one value.

Optional parts

*For more details, please refer to the chapter "Control System List" and "Optional Parts List."

Flesh Air Intake Kit:	UTZ-VXAA	Gas Sensor Kit:	UTY-SGZY / UTY-SGZYZ1
Insulation kit for high humidity:	UTZ-KXGC	Air Outlet Shutter Plate:	UTR-YDZB
Silver Ion Filter:	UTD-HFAA	External power supply unit:	UTZ-GXXD
Remote Sensor Kit:	UTY-XSZXZ1	Shut off valve kit:	UTP-GX027A / UTP-GX060A / UTP-GX090A
Cassette Grille:	UTG-UFYH-W		
Expansion Kit:	UTZ-JXXA		

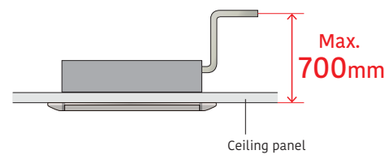

Dimensions

(Unit: mm)

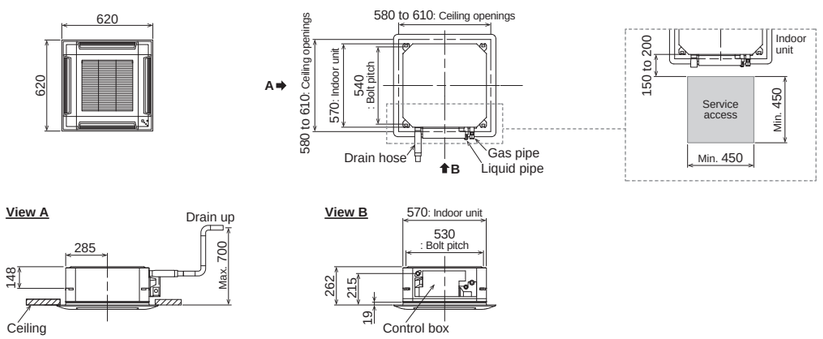

NEW

Cassette

Compact 4-way flow

Standard

(Built-in gas sensor)

REFRIGERANT R32

DC FAN

Compact and Stylish Panel

The compact and stylish panel fits nicely into a grid type ceiling. The linear design is a perfect fit into a grid of 620 mm × 620 mm in the ceiling.



Flexible Installation

The unit fits nicely into the decor of a grid type ceiling and can be installed near a lighting or a ventilation opening.

Easy Maintenance

You can access the unit for maintenance just by removing a ceiling panel right next to the grille. As no inspection hole needs to be cut through the ceiling, no additional construction cost is incurred.



The air inlet grille can be installed to open in any direction for easy maintenance.

High Ceiling mode

The cassette can be installed up to a height of 3.0 m. (012/014/018).

Model code	Maximum height from floor to ceiling (m)	
	Standard mode	**High ceiling mode**
004	2.7	—
005	2.7	—
007	2.7	—
009	2.7	—
012	2.7	3.0
014	2.7	3.0
018	2.7	3.0

Safety measures in Case of Refrigerant Leak

Indoor units compatible with R32 refrigerant are equipped with a refrigerant leak detector. Countermeasures for issues caused by refrigerant inside the room are possible.*

*It is necessary to connect the required products according to the floor area of the space requirement and the amount of system refrigerant. For details, please refer to the Design and Technical Manual.

Model: AUXB004HLBH / AUXB005HLBH / AUXB007HLBH
AUXB009HLBH / AUXB012HLBH / AUXB014HLBH
AUXB018HLBH

Specifications

Model name			AUXB004HLBH	AUXB005HLBH	AUXB007HLBH	AUXB009HLBH	AUXB012HLBH	AUXB014HLBH	AUXB018HLBH
Power source			Single phase, 220-240V~, 50Hz						
Capacity	Cooling	kW	1.1	1.7	2.2	2.8	3.6	4.5	5.6
	Heating		1.3	1.9	2.8	3.2	4.1	5.0	6.3
Input power		W	21	21	23	24	27	33	50
Airflow rate (Cooling / Heating)*	High	m^3/h	530	530	540	550	600	680	820
	Med-High		490 / 480	490 / 480	500	520	560	620	660
	Med		450 / 430	450 / 430	460	480	520	560	590
	Med-Low		420 / 380	420 / 380	420	440	480	500	520
	Low		390 / 340	390 / 340	390	400	430	440	460
	Quiet		350 / 300	350 / 300	350	350	390	390	400
Sound pressure level (Cooling / Heating)*	High	dB(A)	34	34	34	35	37	39	45
	Med-High		32 / 31	32 / 31	32	33	34	37	39
	Med		30 / 29	30 / 29	30	31	33	34	36
	Med-Low		28 / 26	28 / 26	28	29	31	32	33
	Low		27 / 24	27 / 24	27	27	29	30	30
	Quiet		25 / 21	25 / 21	25	25	27	27	27
Net Dimensions (H × W × D)		mm	245 × 570 × 570						
Weight		kg	14.5	14.5	15	15	15.5	15.5	17
Connection pipe diameter	Liquid (Flare)	mm	6.35	6.35	6.35	6.35	6.35	6.35	6.35
	Gas (Flare)		9.52	9.52	9.52	9.52	12.70	12.70	12.70
Drain Hose Diameter (I.D./O.D.)			25 / 32	25 / 32	25 / 32	25 / 32	25 / 32	25 / 32	25 / 32
Cassette Grille	Model name		UTG-UFYH-W						
	Net Dimensions (H × W × D)	mm	49 × 620 × 620						
	Weight	kg	2.3						

Note: Specifications are subject to the following conditions:
Cooling: Indoor temperature of 27°CDB/19°CWB, and outdoor temperature of 35°CDB/24°CWB.
Heating: Indoor temperature of 20°CDB/(15°CWB), and outdoor temperature of 7°CDB/6°CWB.
Pipe length: 7.5 m; Height difference between outdoor unit and indoor unit: 0 m. Voltage: 230 [V]
*The value is the same for cooling and heating if there is one value.

Optional parts

*For more details, please refer to the chapter "Control System List" and "Optional Parts List."

Flesh Air Intake Kit:	UTZ-VXAA	Gas Sensor Kit:	UTY-SGZY / UTY-SGZYZ1
Insulation kit for high humidity:	UTZ-KXGC	Air Outlet Shutter Plate:	UTR-YDZB
Silver Ion Filter:	UTD-HFAA	External power supply unit:	UTZ-GXXD
Remote Sensor Kit:	UTY-XSZXZ1	Shut off valve kit:	UTP-GX027A / UTP-GX060A / UTP-GX090A
Cassette Grille:	UTG-UFYH-W		
Expansion Kit:	UTZ-JXXA		

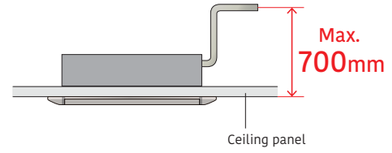

Dimensions

(Unit: mm)

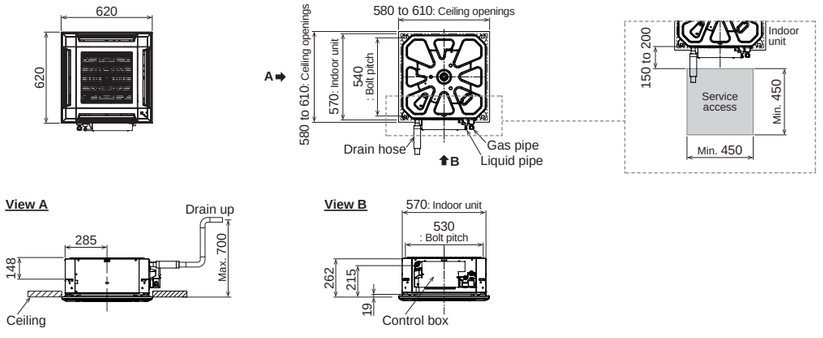

NEW

Cassette

Circular Flow

Slim

(Built-in gas sensor)



REFRIGERANT R32

DC FAN

Unique Circular Flow Design

This Cassette type air conditioner is equipped with a high performance DC fan motor, a turbo fan, and a louver to propel powerful airflows in all directions.



Uniform Temperature Air Conditioning

Achieve a comfortable air conditioning spread to every corner of the room thanks to the circular flow and wide vertical airflow.

Individual Louver Control

Each louver can be set individually by the Touch panel wired remote controller so the user can enjoy the comfort of different directional airflows according to the room layout.

* UTY-RNRYZ6 / UTY-DCGYZ4 / UTY-RVRY only

Comfortable air conditioning by preventing direct blowing of cold air and by providing swinging air flow simultaneously.



Provides efficient air conditioning based on the room layout

Safety measures in Case of Refrigerant Leak

Indoor units compatible with R32 refrigerant are equipped with a refrigerant leak detector. Countermeasures for issues caused by refrigerant inside the room are possible.*

*It is necessary to connect the required products according to the floor area of the space requirement and the amount of system refrigerant. For details, please refer to the Design and Technical Manual.

The Occupancy Sensor Contributes to Further Energy Savings

Energy saving operation starts automatically by detecting the motion of a person. Two modes of save operation mode and stop mode can be selected.

* UTY-RNRYZ6 / UTY-DCGYZ4 / UTY-RVRY only

Model: AUXM009HLBH / AUXM012HLBH / AUXM014HLBH
AUXM018HLBH / AUXM024HLBH / AUXM030HLBH

AUXN018HLBH
* Production by order

Specifications

Model name			AUXM009HLBH	AUXM012HLBH	AUXM014HLBH	AUXM018HLBH	AUXM024HLBH	AUXM030HLBH	AUXN018HLBH
Power source			Single phase, 220-240V~, 50Hz						
Capacity	Cooling	kW	2.8	3.6	4.5	5.6	7.1	9.0	5.6
	Heating		3.2	4.0	5.0	6.3	8.0	10.0	6.3
Input power		W	18	18	18	19	28	55	55
Airflow rate	High	m^3/h	930	930	930	950	1,160	1,520	1,520
	Med-High		900	900	900	930	1,080	1,190	1,190
	Med		870	870	870	900	950	1,100	1,100
	Med-Low		840	840	840	870	930	950	950
	Low		810	810	810	840	900	930	930
	Quiet		780	780	780	810	810	810	810
Sound pressure level	High	dB(A)	31	31	31	32	35	42	42
	Med-High		30	30	30	31	34	36	36
	Med		30	30	30	30	32	34	34
	Med-Low		29	29	29	29	31	32	32
	Low		29	29	29	29	30	31	31
	Quiet		28	28	28	28	28	28	28
Dimensions (H × W × D)		mm	246 × 840 × 840						
Weight		kg	24.5	24.5	24.5	25.0	25.0	25.0	25.0
Connection pipe diameter	Liquid (Flare)	mm	6.35	6.35	6.35	6.35	9.52	9.52	6.35
	Gas (Flare)		9.52	12.7	12.7	12.7	15.88	15.88	12.7
Drain Hose Diameter (I.D./O.D.)			25/32	25/32	25/32	25/32	25/32	25/32	25/32
Cassette Grille	Model name		UTG-UKYC-W / UTG-UKYA-B						
	Dimensions (H × W × D)	mm	53×950×950						
	Weight	kg	6.0						

Note: Specifications are subject to the following conditions:
Cooling: Indoor temperature of 27°CDB/19°CWB, and outdoor temperature of 35°CDB/24°CWB.
Heating: Indoor temperature of 20°CDB/(15°CWB), and outdoor temperature of 7°CDB/6°CWB.
Pipe length: 7.5 m; Height difference between outdoor unit and indoor unit: 0 m. Voltage: 230 [V]

Optional parts

*For more details, please refer to the chapter "Control System List" and "Optional Parts List."

Occupancy Sensor Kit:	UTY-SHZXC	Air Outlet Shutter Plate:	UTR-YDZK	Silver Ion Filter:	UTD-HFRA
Wide Panel:	UTG-AKXA-W	Insulation Kit for high humidity:	UTZ-KXRA	Remote Sensor Kit:	UTY-XSZXZ1
Panel Spacer:	UTG-BKXA-W	Cassette Grille:	UTG-UKYC-W, UTG-UKYA-B	Shut off valve kit:	UTP-GX027A / UTP-GX060A / UTP-GX090A
Fresh Air Intake Kit:	UTZ-VXRA	External power supply unit:	UTZ-GXXD		
Gas Sensor Kit:	UTY-SGZY / UTY-SGZYZ1	Expansion kit:	UTZ-JXXA		

Dimensions

(Unit: mm)

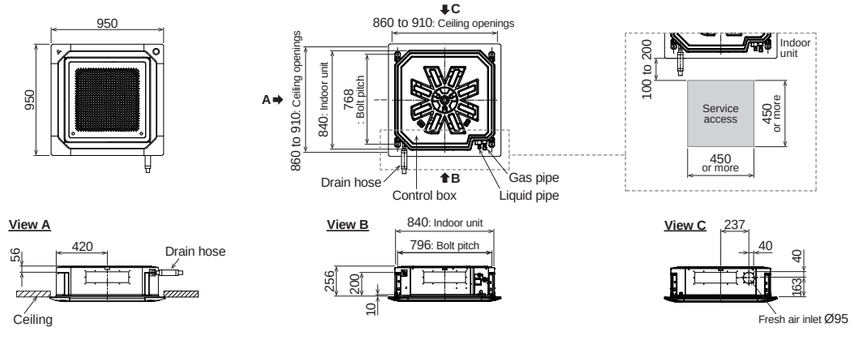

NEW

Cassette

Circular Flow

Large

(Built-in gas sensor)

REFRIGERANT R32

DC FAN

Unique Circular Flow Design

This Cassette type air conditioner is equipped with a high performance DC fan motor, a turbo fan, and a louver to propel powerful airflows in all directions.



Uniform Temperature Air Conditioning

Achieve a comfortable air conditioning spread to every corner of the room thanks to the circular flow and wide vertical airflow.

Individual Louver Control

Each louver can be set individually by the Touch panel wired remote controller so the user can enjoy the comfort of different directional airflows according to the room layout.

* UTY-RNRYZ6 / UTY-DCGYZ4 / UTY-RVRY only

Comfortable air conditioning by preventing direct blowing of cold air and by providing swinging air flow simultaneously.

Provides efficient air conditioning based on the room layout

Safety measures in Case of Refrigerant Leak

Indoor units compatible with R32 refrigerant are equipped with a refrigerant leak detector. Countermeasures for issues caused by refrigerant inside the room are possible.*

*It is necessary to connect the required products according to the floor area of the space requirement and the amount of system refrigerant. For details, please refer to the Design and Technical Manual.

The Occupancy Sensor Contributes to Further Energy Savings

Energy saving operation starts automatically by detecting the motion of a person. Two modes of save operation mode and stop mode can be selected.

* UTY-RNRYZ6 / UTY-DCGYZ4 / UTY-RVRY only

Model: AUXK018HLBH / AUXK024HLBH / AUXK030HLBH
AUXK034HLBH / AUXK036HLBH / AUXK045HLBH
AUXK054HLBH

Specifications

Model name			AUXK018HLBH	AUXK024HLBH	AUXK030HLBH	AUXK034HLBH	AUXK036HLBH	AUXK045HLBH	AUXK054HLBH
Power source			Single phase, 220-240V~, 50Hz						
Capacity	Cooling	kW	5.6	7.1	9.0	10.0	11.2	12.5	14.0
	Heating		6.3	8.0	10.0	11.2	12.5	14.0	16.0
Input power		W	40	40	52	52	66	94	125
Airflow rate	High	m^3/h	1,420	1,420	1,460	1,460	1,620	1,820	2,040
	Med-High		1,360	1,360	1,400	1,400	1,500	1,590	1,800
	Med		1,300	1,300	1,340	1,340	1,400	1,500	1,590
	Med-Low		1,270	1,270	1,300	1,300	1,340	1,400	1,440
	Low		1,200	1,200	1,280	1,280	1,280	1,300	1,300
	Quiet		1,150	1,150	1,150	1,150	1,150	1,150	1,150
Sound pressure level	High	dB(A)	38	38	39	39	41	44	47
	Med-High		37	37	38	38	40	42	45
	Med		36	36	37	37	38	40	42
	Med-Low		35	35	36	36	37	38	39
	Low		34	34	36	36	36	36	36
	Quiet		33	33	33	33	33	33	33
Dimensions (H × W × D)		mm	288×840×840						
Weight		kg	27.0	27.0	29.5	29.5	29.5	29.5	29.5
Connection pipe diameter	Liquid (Flare)	mm	6.35	9.52	9.52	9.52	9.52	9.52	9.52
	Gas (Flare)		12.7	15.88	15.88	15.88	15.88	15.88	15.88
Drain Hose Diameter (I.D./O.D.)			25/32	25/32	25/32	25/32	25/32	25/32	25/32
Cassette Grille	Model name		UTG-UKYC-W / UTG-UKYA-B						
	Dimensions (H × W × D)	mm	53×950×950						
	Weight	kg	6.0						

Note: Specifications are subject to the following conditions:
Cooling: Indoor temperature of 27°CDB/19°CWB, and outdoor temperature of 35°CDB/24°CWB.
Heating: Indoor temperature of 20°CDB/(15°CWB), and outdoor temperature of 7°CDB/6°CWB.
Pipe length: 7.5 m; Height difference between outdoor unit and indoor unit: 0 m. Voltage: 230 [V]

Optional parts

*For more details, please refer to the chapter "Control System List" and "Optional Parts List."

Occupancy Sensor Kit:	UTY-SHZXC	Air Outlet Shutter Plate:	UTR-YDZK	Silver Ion Filter:	UTD-HFRA
Wide Panel:	UTG-AKXA-W	Insulation Kit for high humidity:	UTZ-KXRA	Remote Sensor Kit:	UTY-XSZXZ1
Panel Spacer:	UTG-BKXA-W	Cassette Grille:	UTG-UKYC-W, UTG-UKYA-B	Shut off valve kit:	UTP-GX027A / UTP-GX060A / UTP-GX090A
Fresh Air Intake Kit:	UTZ-VXRA	External power supply unit:	UTZ-GXXD		
Gas Sensor Kit:	UTY-SGZY / UTY-SGZYZ1	Expansion kit:	UTZ-JXXA		

Dimensions

(Unit: mm)

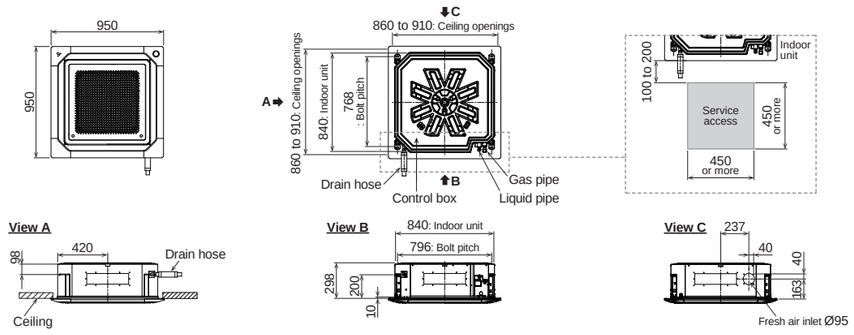

NEW

Cassette

1-Way Flow

(Built-in gas sensor)

REFRIGERANT R32

DC FAN

Compact Chassis Size

The compact size allows easy installation in a variety of commercial facilities and environments.

- The height of the chassis is less than 200 mm for all models.
- All 4 to 12 kBtu models are less than 1,000 mm wide.
- The depth of the chassis is 570 mm, which fits nicely into a grid type ceiling.

Dimensions (Panel size) (Unit: mm)

	4	5	7	9	12	14	18	24
H	198 (43)					198 (43)		
W	785 (950)					1,190 (1,360)		
D	570 (620)					570 (620)		



Wide Airflow Range

A large flap with a wide range of movements, equipped with louvers arranged triangularly, sends air into every corner of the room.

In cooling mode, the left/right airflow reaches every corner of the room without directly touching the human body to provide comfortable air conditioning.

In heating mode, warm air is directed downward toward the floor to warm the feet and lower body, while the head is kept relatively cool.

Note: This is a conceptual drawing. The performance of an air conditioner may vary depending on where it is installed, the size of the room, and its distance from the wall.

Safety measures in Case of Refrigerant Leak

Indoor units compatible with R32 refrigerant are equipped with a refrigerant leak detector. Countermeasures for issues caused by refrigerant inside the room are possible.*

*It is necessary to connect the required products according to the floor area of the space requirement and the amount of system refrigerant. For details, please refer to the Design and Technical Manual.

Quiet Mode

The low operating noise makes the model ideal for use in hotel rooms.

Model: AUXV004HLBH / AUXV005HLBH / AUXV007HLBH
AUXV009HLBH / AUXV012HLBH / AUXV014HLBH
AUXV018HLBH / AUXV024HLBH

AUXV004/005/007/009/012HLBH

AUXV014/018/024HLBH

Specifications

Model name			AUXV004HLBH	AUXV005HLBH	AUXV007HLBH	AUXV009HLBH	AUXV012HLBH	AUXV014HLBH	AUXV018HLBH	AUXV024HLBH
Power source			Single phase,220-240V~, 50Hz							
Capacity	Cooling	kW	1.1	1.7	2.2	2.8	3.6	4.5	5.6	7.1
	Heating		1.3	1.9	2.8	3.2	4.0	5.0	6.3	8.0
Input power		W	27	27	40	40	55	37	65	142
Airflow rate*	High	m^3/h	460	460	550	550	670	720	970	1,350
	Med-High		440	440	440	440	520	660	900	1,180
	Med		420	420	420	420	480	630	820	1,020
	Med-Low		400	400	400	400	450	600	740	860
	Low		380	380	380	380	410	580	660	700
	Quiet		360	360	360	360	360	550	580	610
Sound pressure level*	High	dB(A)	38	38	42	42	45	37	46	55
	Med-High		37	37	37	37	41	36	44	49
	Med		36	36	36	36	39	35	42	47
	Med-Low		35	35	35	35	38	34	39	42
	Low		33	33	33	33	36	33	36	39
	Quiet		32	32	32	32	32	32	34	36
Net Dimensions (H × W × D)		mm	198 × 785 × 570					198 × 1,190 × 570		
Weight		kg	17.5	17.5	18.5	18.5	18.5	26.0	26.0	26.5
Connection pipe diameter	Liquid (Flare)	mm	6.35	6.35	6.35	6.35	6.35	6.35	6.35	9.52
	Gas (Flare)		9.52	9.52	9.52	9.52	12.7	12.7	12.7	15.88
Drain Hose Diameter (I.D./O.D.)			25/32							
Cassette Grille	Model name		UTG-UNYC-W					UTG-UNYD-W		
	Net Dimensions (H × W × D)	mm	43 × 950 × 620					43 × 1,360 × 620		
	Weight	kg	6.5					8.5		

Note: Specifications are subject to the following conditions:
Cooling: Indoor temperature of 27°CDB/19°CWB, and outdoor temperature of 35°CDB/24°CWB.
Heating: Indoor temperature of 20°CDB/(15°CWB), and outdoor temperature of 7°CDB/6°CWB.
Pipe length: 7.5 m; Height difference between outdoor unit and indoor unit: 0 m. Voltage: 230 [V]

Optional parts

*For more details, please refer to the chapter "Control System List" and "Optional Parts List."

Cassette Grille:	UTG-UNYC-W (004-012), UTG-UNYD-W (014-024)
External power supply unit:	UTZ-GXXD
Remote sensor kit:	UTY-XSZXZ1
Shut off valve kit:	UTP-GX027A, UTP-GX060A, UTP-GX090A
Gas Sensor kit:	UTY-SGZY, UTY-SGZYZ1
Expansion kit:	UTZ-JXXA

Flexible Installation

The L-shaped pipe kit allows for more flexible installation. Equipped with a built-in drain pump as standard, which enables a maximum pipe height difference of 700 m from the ceiling.

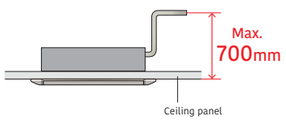

Dimensions

(Unit: mm)

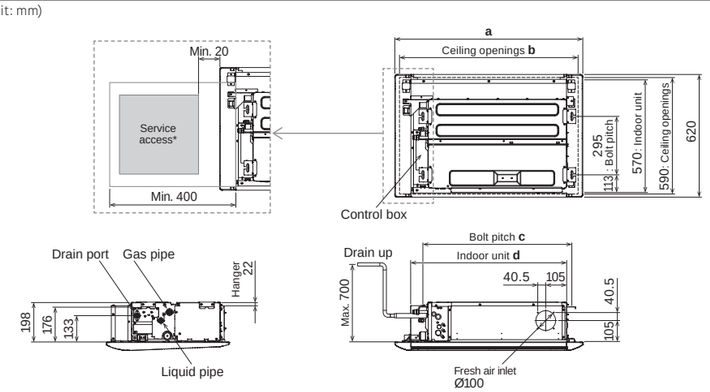

	AUXV 004/005/007/009/012 HLBH	AUXV 014/018/024 HLBH
a	950	1,360
b	920	1,330
c	752	1,152
d	785	1,190

*The design of the service access depends on the installation method. Refer to the installation manual for more information.

NEW

Duct

Low static pressure

Mini duct

(Built-in gas sensor)

REFRIGERANT R32

DC FAN

Space Saving Design

• Fits into a space 198 mm high and 450 mm deep

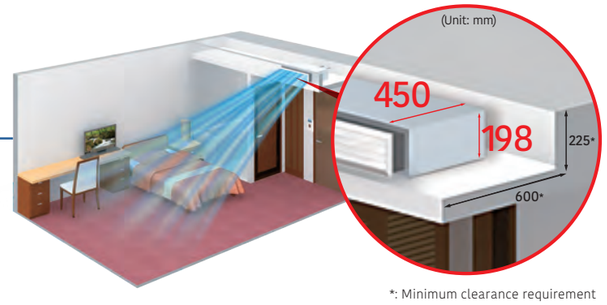

*: Minimum clearance requirement

Optimum Airflow Path and Low Noise Operation

The stabilized airflow reduces the noise level significantly.

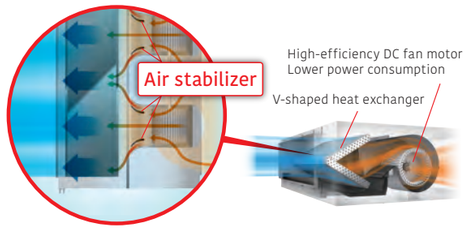

6-Speed Control*

Multistep airflow adjustment allows installation in a quiet location.

Low noise
20 dB(A)
at 004-005 model

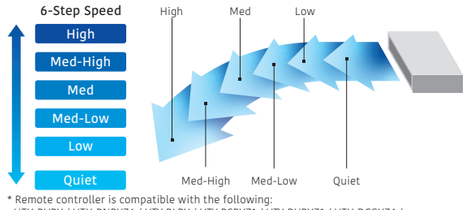

* Remote controller is compatible with the following:
UTY-RVRY / UTY-RNRYZ6 / UTY-RLRY / UTY-RSRYZ1 / UTY-RHRYZ1 / UTY-DCGYZ4 / UTY-ALGXZ1 / UTY-APGXZ1

Safety measures in Case of Refrigerant Leak

Indoor units compatible with R32 refrigerant are equipped with a refrigerant leak detector. Countermeasures for issues caused by refrigerant inside the room are possible.*

*It is necessary to connect the required products according to the floor area of the space requirement and the amount of system refrigerant. For details, please refer to the Design and Technical Manual.

Easy to Design and Maintain for Drain

Indoor unit design for easy maintenance Parts can be replaced from the side of the unit where maintenance is easier.

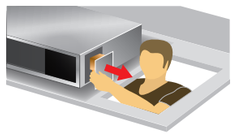

A drain pump is built into the unit as standard: Parts can be accessed and replaced through the side of the unit for easy maintenance.

Model: ARXK004HLBH / ARXK005HLBH / ARXK007HLBH
ARXK009HLBH / ARXK012HLBH / ARXK014HLBH
ARXK018HLBH / ARXK024HLBH



ARXK004/005/007/009/012HLBH

ARXK014/018HLBH



ARXK024HLBH

Specifications

Model name			ARXK004HLBH	ARXK005HLBH	ARXK007HLBH	ARXK009HLBH	ARXK012HLBH	ARXK014HLBH	ARXK018HLBH	ARXK024HLBH
Power source			Single phase, 220-240V~, 50Hz							
Capacity	Cooling	kW	1.1	1.7	2.2	2.8	3.6	4.5	5.6	7.1
	Heating		1.3	1.9	2.8	3.2	4.0	5.0	6.3	8.0
Input power		W	26	26	28	33	46	49	98	102
Airflow rate	High	m^3/h	460	460	460	540	640	820	1,150	1,350
	Med-High		440	440	440	490	590	750	990	1,200
	Med		420	420	420	450	530	680	840	1,050
	Med-Low		400	400	400	410	470	610	690	900
	Low		370	370	370	370	410	540	590	750
	Quiet		340	340	340	340	340	470	470	610
Static pressure range		Pa	0 to 30	0 to 30	0 to 30	0 to 30	0 to 30	0 to 50	0 to 50	0 to 50
Standard static pressure			10	10	10	10	10	15	15	15
Sound pressure level	High	dB(A)	25	25	26	26	29	29	35	35
	Med-High		24	24	25	25	27	27	30	30
	Med		23	23	24	24	26	26	28	28
	Med-Low		22	22	23	23	25	25	26	27
	Low		21	21	22	22	24	24	24	25
	Quiet		20	20	21	21	22	22	22	22
Net Dimensions (H × W × D)		mm	198×700×450					198×900×450		198×1,100×450
Weight		kg	14.5	14.5	15.5	15.5	16.0	19.0	19.0	22.5
Connection pipe diameter	Liquid (Flare)	mm	6.35	6.35	6.35	6.35	6.35	6.35	6.35	9.52
	Gas (Flare)		9.52	9.52	9.52	9.52	12.7	12.7	12.7	15.88
Drain Hose Diameter (I.D./O.D.)			25/32	25/32	25/32	25/32	25/32	25/32	25/32	25/32

Note: Specifications are subject to the following conditions:
Cooling: Indoor temperature of 27°CDB/19°CWB, and outdoor temperature of 35°CDB/24°CWB.
Heating: Indoor temperature of 20°CDB/(15°CWB), and outdoor temperature of 7°CDB/6°CWB.
Pipe length: 7.5 m; Height difference between outdoor unit and indoor unit: 0 m. Voltage: 230 [V]

Optional parts

*For more details, please refer to the chapter "Control System List" and "Optional Parts List."

Remote sensor unit:	UTY-XSZXZ1	Auto Louver Grille Kit:	UTD-GXTA-W (004-012)
Silver Ion Filter:	UTD-HFTA (004-012)		UTD-GXTB-W (014/018)
	UTD-HFTB (014/018)		UTD-GXTC-W (024)
	UTD-HFTC (024)	Gas Sensor Kit:	UTY-SGZY,
External power supply unit:	UTZ-GXXD		UTY-SGZYZ1
Shut off valve kit:	UTP-GX027A /	Expansion kit:	UTZ-JXXA
	UTP-GX060A /		
	UTP-GX090A		

Auto Louver Grille Kit (Optional)

The slim design of the unit provides comfortable cooling and heating air conditioning over a wide area.
The optional automatic louver grille, which fits nicely into any interior decor, provides comfortable air conditioning (Optional)



Dimensions

(Unit: mm)

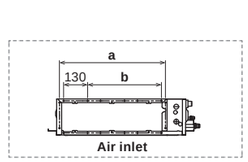

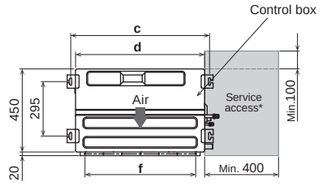

	ARXK 004-012 HLBH	ARXK 014/018 HLBH	ARXK 024 HLBH
a	575	775	975
b	P200 × 2 = 400	P200 × 3 = 600	P200 × 4 = 800
c	752	952	1,152
d	700	900	1,100
e	650	850	1,050
f	P100 × 6 = 600	P100 × 8 = 800	P100 × 10 = 1,000

*The design of the service access depends on the installation method. Refer to the installation manual for more information.

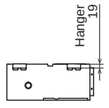

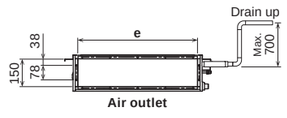

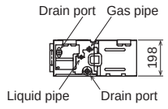

VRF

NEW

Duct

Low static pressure

Slim duct

(Built-in gas sensor)

REFRIGERANT R32

DC FAN

Slim Design

Slim design allows for installation in a tight ceiling space.

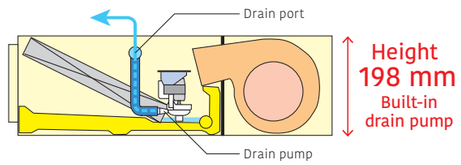

Flexible Installation

Ceiling concealed

Floor concealed

Wide Range of Static Pressures

The use of a DC fan motor makes it possible to adjust the static pressure between 0 and 90 Pa.
The static pressure range can be changed by a remote controller.

Static pressure range
0 to 90 Pa

* ARXD004-018

Air Intake

Air intake direction can be selected to match the installation site.

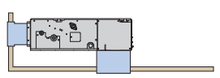

Bottom side

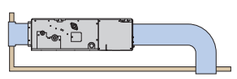

Back side

Safety measures in Case of Refrigerant Leak

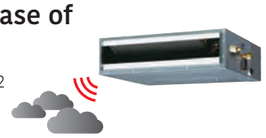

Indoor units compatible with R32 refrigerant are equipped with a refrigerant leak detector.
Countermeasures for issues caused by refrigerant inside the room are possible.*

*It is necessary to connect the required products according to the floor area of the space requirement and the amount of system refrigerant. For details, please refer to the Design and Technical Manual.

Filter (Accessory)

ARXD004-018
ARXP009-014

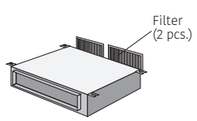

ARXD024

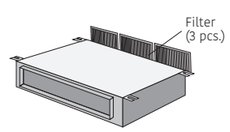

Model: ARXD004HLBH / ARXD005HLBH / ARXD007HLBH / ARXD009HLBH
ARXD012HLBH / ARXD014HLBH / ARXD018HLBH / ARXD024HLBH

ARXP009HLAH / ARXP012HLAH / ARXP014HLAH
* Production by order. This product does not include a gas sensor.



ARXD004/005/007/009/012/014HLBH
ARXP009/012/014HLAH



ARXD018HLBH



ARXD024HLBH

Specifications

Model name			ARXD 004HLBH	ARXD 005HLBH	ARXD 007HLBH	ARXD 009HLBH	ARXD 012HLBH	ARXD 014HLBH	ARXD 018HLBH	ARXD 024HLBH	ARXP 009HLAH	ARXP 012HLAH	ARXP 014HLAH
Power source			Single phase, 220-240V~, 50Hz										
Capacity	Cooling	kW	1.1	1.7	2.2	2.8	3.6	4.5	5.6	7.1	2.8	3.6	4.5
	Heating		1.3	1.9	2.8	3.2	4.0	5.0	6.3	8.0	3.2	4.0	5.0
Input power		W	38	38	41	47	48	84	76	107	77	128	128
Airflow rate	High	m^3/h	530	530	550	600	580	790	930	1,250	770	940	940
	Med-High		480	480	520	550	550	720	880	1,180	630	810	810
	Med		440	440	480	500	520	640	780	1,060	530	660	660
	Med-Low		410	410	450	460	480	560	670	930	480	580	580
	Low		370	370	400	400	430	470	580	810	430	490	490
	Quiet		320	320	360	360	350	370	510	640	380	390	390
Static pressure range		Pa	0 to 90	0 to 90	0 to 90	0 to 90	0 to 90	0 to 90	0 to 90	0 to 50	0 to 25	0 to 25	0 to 25
Standard static pressure			25	25	25	25	25	25	25	25	25	25	25
Sound pressure level	High	dB(A)	26	26	28	29	30	34	34	35	36	40	40
	Med-High		26	26	26	27	28	32	31	32	32	38	38
	Med		25	25	25	25	27	30	29	30	28	33	33
	Med-Low		24	24	24	24	26	28	27	27	27	31	31
	Low		22	22	22	22	24	25	25	24	25	27	27
	Quiet		21	21	21	21	22	22	23	21	23	24	24
Net Dimensions (H × W × D)		mm	198×700×620						198×900×620	198×1,100×620	198×700×620		
Weight		kg	16.0	16.0	16.5	16.5	17.0	17.0	21.0	25.0	16.5	17.0	17.0
Connection pipe diameter	Liquid (Flare)	mm	6.35	6.35	6.35	6.35	6.35	6.35	6.35	9.52	6.35	6.35	6.35
	Gas (Flare)		9.52	9.52	9.52	9.52	12.7	12.7	12.7	15.88	9.52	12.7	12.7
Drain Hose Diameter (I.D./O.D.)			25/32	25/32	25/32	25/32	25/32	25/32	25/32	25/32	25/32	25/32	25/32

Note: Specifications are subject to the following conditions:
Cooling: Indoor temperature of 27°CDB/19°CWB, and outdoor temperature of 35°CDB/24°CWB.
Heating: Indoor temperature of 20°CDB/(15°CWB), and outdoor temperature of 7°CDB/6°CWB.
Pipe length: 7.5 m; Height difference between outdoor unit and indoor unit: 0 m. Voltage: 230 [V]

Optional parts

*For more details, please refer to the chapter "Control System List" and "Optional Parts List."

Remote sensor unit:	UTY-XSZXZ1	Auto Louver Grille Kit:	UTD-GXTA-W (004-014)
External power supply unit:	UTZ-GXXD		UTD-GXTB-W (018)
Shut off valve kit:	UTP-GX027A / UTP-GX060A / UTP-GX090A		UTD-GXTC-W (024)
		Silver Ion Filter:	UTD-HFTA (004-014)
			UTD-HFTB (018)
Expansion Kit:	UTZ-JXXA		UTD-HFTC (024)
Gas Sensor Kit:	UTY-SGZY / UTY-SGZYZ1		

Auto Louver Grille Kit (Optional)

The optional clean-looking flat Auto louver blends into any interior and provides a comfortable airflow.

Dimensions

(Unit: mm)

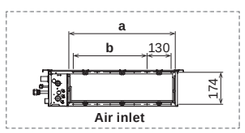

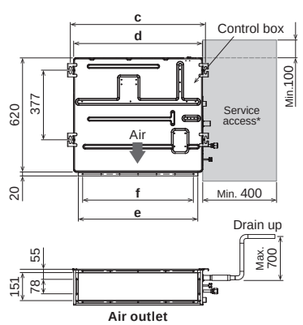

	ARXD004-014HLBH ARXP009-014HLAH	ARXD018HLBH	ARXD024HLBH
a	574	774	974
b	P200×2=400	P200×3=600	P200x4=800
c	734	934	1,134
d	700	900	1,100
e	650	850	1,050
f	P100×6=600	P100×8=800	P100×10=1,000

*The design of the service access depends on the installation method. Refer to the installation manual for more information.

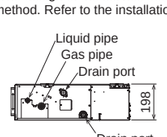

NEW

Duct

Medium static pressure

(Built-in gas sensor)

REFRIGERANT R32

DC FAN

Slim & Compact Design

The product has reduced the height to 240 mm, making it more compact. The slim design fits nicely into narrow spaces under the ceiling.

(Unit: mm)



Easy Maintenance

The indoor unit have large panels on both sides providing easy maintenance in narrow spaces.

Easy inspection of drain hose

A drain hose is an accessory, making it easy to design ditch even in narrow spaces under the ceiling. The whole drain hose can be removed for easy replacement and cleaning.

Easy cleaning of the heat exchanger

Automatic Airflow Adjustment Function

This unique and innovative function detects required air flow in each application case and automatically adjust the volume.

Static pressure automatically adjust !

Safety measures in Case of Refrigerant Leak

Indoor units compatible with R32 refrigerant are equipped with a refrigerant leak detector. Countermeasures for issues caused by refrigerant inside the room are possible.*

*It is necessary to connect the required products according to the floor area of the space requirement and the amount of system refrigerant. For details, please refer to the Design and Technical Manual.

Wide Range of Static Pressures

Static pressures can be changed in the range of 30 to 150 Pa.

Static pressure range
30 to 150 Pa

*ARXL only

Model: ARXL007HTBH / ARXL009HTBH / ARXL012HTBH / ARXL014HTBH / ARXL018HTBH
ARXL024HTBH / ARXL030HTBH / ARXL036HTBH / ARXL045HTBH

ARXP018HTBH / ARXP030HTBH
* Production by order

ARXL007/009/012/014/018HTBH

ARXL024/030HTBH



ARXL036/045HTBH
ARXP018/030HTBH

Specifications

Model name			ARXL 007HTBH	ARXL 009HTBH	ARXL 012HTBH	ARXL 014HTBH	ARXL 018HTBH	ARXL 024HTBH	ARXL 030HTBH	ARXL 036HTBH	ARXL 045HTBH	ARXP 018HTBH	ARXP 030HTBH
Power source			Single phase, 220-240V~, 50Hz										
Capacity	Cooling	kW	2.2	2.8	3.6	4.5	5.6	7.1	9.0	11.2	12.5	5.6	9.0
	Heating		2.8	3.2	4.0	5.0	6.3	8.0	10.0	12.5	14.0	6.3	10.0
Input power		W	48	48	55	72	112	105	193	192	272	100	210
Airflow rate	High	m^3/h	650	650	700	800	970	1,230	1,630	2,070	2,360	1,540	2,160
	Med-High		590	590	630	720	880	1,140	1,460	1,920	2,160	1,500	1,990
	Med		540	540	570	660	780	1,040	1,280	1,760	1,940	1,440	1,810
	Med-Low		490	490	510	600	680	940	1,100	1,600	1,720	1,380	1,630
	Low		440	440	450	540	580	840	920	1,440	1,500	1,320	1,450
	Quiet		390	390	390	480	480	740	860	1,280	1,390	1,280	1,280
Static pressure range		Pa	30 to 150	30 to 150	30 to 150	30 to 150	30 to 150	30 to 150	30 to 150	30 to 150	30 to 150	30 to 40	30 to 50
Standard static pressure			40	40	40	40	40	50	50	50	60	40	50
Sound pressure level	High	dB(A)	29	29	30	33	36	34	39	38	41	33	39
	Med-High		27	27	28	30	34	32	37	36	39	32	37
	Med		25	25	26	28	31	30	33	34	37	31	35
	Med-Low		23	23	24	26	28	28	30	32	34	30	32
	Low		22	22	22	24	25	26	26	30	31	29	30
	Quiet		20	20	20	23	22	23	25	28	29	28	27
Net Dimensions (H × W × D)		mm	240×700×700					240×1,000×700		240×1,400×700			
Weight		kg	24.5	24.5	24.5	25.0	25.0	32.0	32.0	42.5	42.5	42.5	42.5
Connection pipe diameter	Liquid (Flare)	mm	6.35	6.35	6.35	6.35	6.35	9.52	9.52	9.52	9.52	6.35	9.52
	Gas (Flare)		9.52	9.52	12.7	12.7	12.7	15.88	15.88	15.88	15.88	12.7	15.88
Drain Hose Diameter (I.D./O.D.)			25/32	25/32	25/32	25/32	25/32	25/32	25/32	25/32	25/32	25/32	25/32

Note: Specifications are subject to the following conditions:
Cooling: Indoor temperature of 27°CDB/19°CWB, and outdoor temperature of 35°CDB/24°CWB.
Heating: Indoor temperature of 20°CDB/(15°CWB), and outdoor temperature of 7°CDB/6°CWB.
Pipe length: 7.5 m; Height difference between outdoor unit and indoor unit: 0 m. Voltage: 230 [V]

Optional parts

*For more details, please refer to the chapter "Control System List" and "Optional Parts List."

Remote sensor unit:	UTY-XSZXZ1	Silver Ion Filter:	UTD-HFNC (ARXL007-018)
External power supply unit:	UTZ-GXXD		UTD-HFNB (ARXL024/030),
Gas Sensor Kit:	UTY-SGZY		UTD-HFNA (ARXL036/045, ARXP018/030)
	UTY-SGZYZ1	Expansion kit:	UTZ-JXXA
		Long Life Filter:	UTD-LFDC (ARXL007-018)
			UTD-LFDB (ARXL024/030),
			UTD-LFDA (ARXL036/045, ARXP018/030)
		Shut off valve kit:	UTP-GX027A / UTP-GX060A / UTP-GX090A

Dimensions

(Unit: mm)

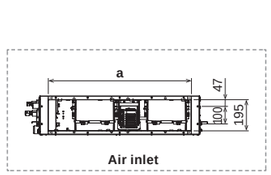

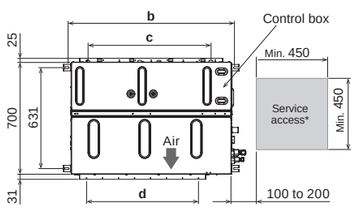

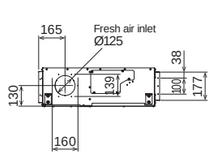

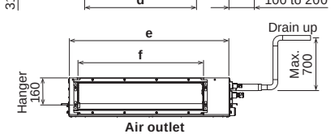

	ARXL 007-018HTBH	ARXL 024-030HTBH	ARXL036-045HTBH ARXP018-030HTBH
a	650	895	1,295
b	740	1,040	1,440
c	P100 × 5 = 500	P100 × 8 = 800	P100 × 12 = 1,200
d	P100 × 4 = 400	P100 × 7 = 700	P100 × 11 = 1,100
e	700	1,000	1,400
f	490	790	1,190

*The design of the service access depends on the installation method. Refer to the installation manual for more information.

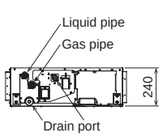

NEW

High Static Pressure Duct

(Built-in gas sensor)

REFRIGERANT R32

DC FAN

Static Pressure Mode Selection

The use of a DC fan motor makes it possible to adjust the static pressure between 0 to 200 Pa (036) / 260Pa (045/060)

MAX. 200 Pa

036model

MAX. 260 Pa

045/060 models

Easy Installation (Compact & Lightweight)

The indoor unit is designed to be compact and light by reducing the basic chassis size and the overall material weight.

(Unit: mm)



036model

045/060 models

Automatic Airflow Adjustment Function

This unique and innovative function detects required air flow in each application case and automatically adjust the volume.

Static pressure automatically adjust !

Safety measures in Case of Refrigerant Leak

Indoor units compatible with R32 refrigerant are equipped with a refrigerant leak detector. Countermeasures for issues caused by refrigerant inside the room are possible.*

*It is necessary to connect the required products according to the floor area of the space requirement and the amount of system refrigerant. For details, please refer to the Design and Technical Manual.

High-Efficiency DC Fan Motor Achieves Low Energy Consumption

Improved motor efficiency compared to the previous model.

036 model

Model: ARXC036HTBH / ARXC045HTBH / ARXC060HTBH

ARXC036HTBH

ARXC045/060HTBH

Specifications

Model name			ARXC036HTBH	ARXC045HTBH	ARXC060HTBH
Power source			Single phase, 220-240V, 50Hz		
Capacity	Cooling	kW	11.2	12.5	18.0
	Heating		12.5	14.0	20.0
Input power		W	207	297	494
Airflow rate	High	m^3/h	1,990	2,700	3,450
	Med		1,680	2,300	3,010
	Low		1,330	1,890	2,480
Static pressure range		Pa	0 to 200	0 to 260	0 to 260
Standard static pressure			100	100	100
Sound pressure level	High	dB(A)	42	43	47
	Med		36	39	43
	Low		32	35	38
Net Dimensions (H × W × D)		mm	400×1,050×500	425×1,250×490	425×1,250×490
Weight		kg	40.0	53.0	53.0
Connection pipe diameter	Liquid	mm	9.52	9.52	9.52
	Gas		15.88 (Flare)	15.88 (Flare)	15.88 (Flare)
Drain Hose Diameter (I.D./O.D.)			25/32		

Note: Specifications are based on the following conditions:
Cooling: Indoor temperature of 27°CDB/19°CWB, and outdoor temperature of 35°CDB/24°CWB.
Heating: Indoor temperature of 20°CDB/(15°CWB), and outdoor temperature of 7°CDB/6°CWB.
Pipe length: 7.5 m; Height difference between outdoor unit and indoor unit: 0 m. Voltage: 230 [V]

Optional parts

*For more details, please refer to the chapter "Control System List" and "Optional Parts List."

Long-life filter: UTD-LF60KA (036)
Remote sensor unit: UTY-XSZXZ1
Expansion kit: UTZ-JXXA

External power supply unit: UTZ-GXXD
Shut off valve kit: UTP-GX027A, UTP-GX060A, UTP-GX090A

Silver Ion Filter: UTD-HFKB (036/045/060)
Gas Sensor kit: UTY-SGZY, UTY-SGZYZ1

Dimensions

(Unit: mm)

Models: ARXC036HTBH

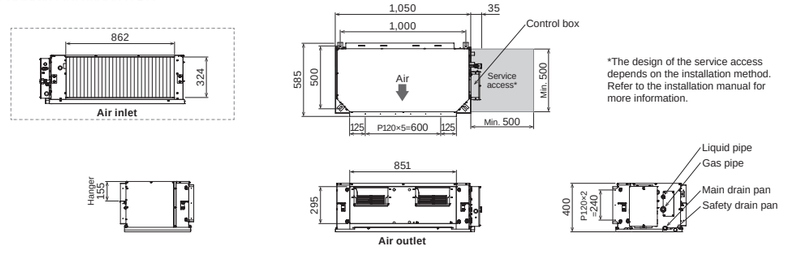

Models: ARXC045/060HTBH

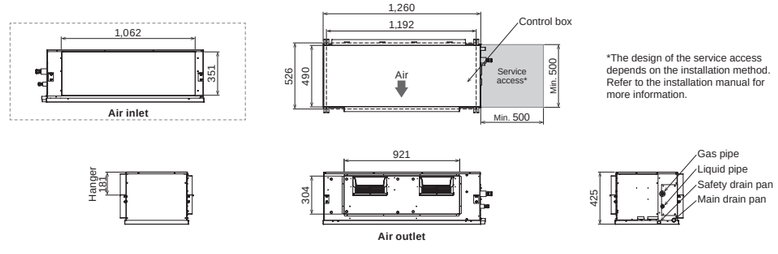

NEW

High Static Pressure Duct

(Built-in gas sensor)

REFRIGERANT R32

DC FAN

Static Pressure Mode Selection

The use of a DC fan motor makes it possible to adjust the static pressure between 0 to 300 Pa.

MAX. 300 Pa

072/090models

MAX. 300 Pa

096 model

Easy Installation (Compact & Lightweight)

The indoor unit is designed to be compact and light by reducing the basic chassis size and the overall material weight.

(Unit: mm)

072/090models

072/090models

Automatic Airflow Adjustment Function

This unique and innovative function detects required air flow in each application case and automatically adjust the volume.

Static pressure automatically adjust !

Safety measures in Case of Refrigerant Leak

Indoor units compatible with R32 refrigerant are equipped with a refrigerant leak detector. Countermeasures for issues caused by refrigerant inside the room are possible.*

*It is necessary to connect the required products according to the floor area of the space requirement and the amount of system refrigerant. For details, please refer to the Design and Technical Manual.

High-Efficiency DC Fan Motor Achieves Low Energy Consumption

Improved motor efficiency compared to the previous model.

Model: ARXC072HTBH / ARXC090HTBH / ARXC096HTBH

ARXC072/090HTBH

ARXC096HTBH

Specifications

Model name			ARXC072HTBH	ARXC090HTBH	ARXC096HTBH
Power source			Single phase,220-240V~, 50Hz		
Capacity	Cooling	kW	22.4	25.0	28.0
	Heating		25.0	28.0	31.5
Input power		W	688	1,017	924
Airflow rate	High	m^3/h	3,960	4,580	4,950
	Med		3,500	4,000	4,350
	Low		3,000	3,500	3,600
Static pressure range		Pa	0 to 300	0 to 300	0 to 300
Standard static pressure			150	150	150
Sound pressure level	High	dB(A)	47	50	49
	Med		44	45	46
	Low		40	44	42
Net Dimensions (H × W × D)		mm	450×1,587×700	450×1,587×700	550×1,587×700
Weight		kg	84.0	84.0	105.0
Connection pipe diameter	Liquid	mm	9.52	9.52	9.52
	Gas		19.05 (Flare)	19.05 (Flare)	22.22 (Flare)
Drain Hose Diameter (I.D./O.D.)			25/32		

Note: Specifications are based on the following conditions:
Cooling: Indoor temperature of 27°CDB/19°CWB, and outdoor temperature of 35°CDB/24°CWB.
Heating: Indoor temperature of 20°CDB/(15°CWB), and outdoor temperature of 7°CDB/6°CWB.
Pipe length: 7.5 m; Height difference between outdoor unit and indoor unit: 0 m. Voltage: 230 [V]

Optional parts

*For more details, please refer to the chapter "Control System List" and "Optional Parts List."

Remote sensor kit: UTY-XSZXZ1
Expansion kit: UTZ-JXXA
Gas Sensor kit: UTY-SGZY, UTY-SGZYZ1
External Power Supply Unit: UTZ-GXXD
Shut off valve kit: UTP-GX027A / UTP-GX060A / UTP-GX090A

Dimensions

(Unit: mm)

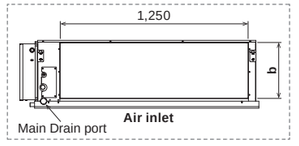

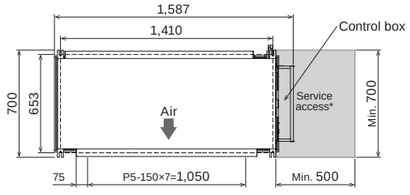

	ARXC 072 / 090 HTBH	ARXC 096 HTBH
a	450	550
b	370	470

*The design of the service access depends on the installation method. Refer to the installation manual for more information.

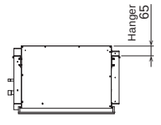

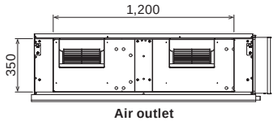

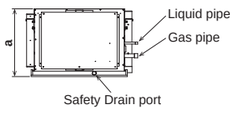

NEW

Floor

EEV internal / EEV external

(Built-in gas sensor)

REFRIGERANT R32

DC FAN

2-Fan and Wide Airflow

A 2-fan individual vertical airflow cools or warms the entire room comfortably.

Cooling

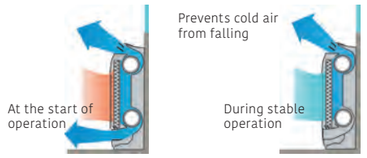

Heating

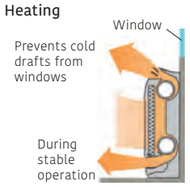

Flexible and Easy Installation

The compact and whole-surface suction design provides flexible installation options, including floor-standing, embedded, partially embedded, and wall-mounted installation to match the room layout.



(Unit: mm)

Quiet Operation

6-fan speed control for quiet operation (via 2-wire controller)

Low noise

22 dB(A)

007/009 models

* Remote controller is compatible with the following:
UTY-RVRY / UTY-RNRYZ6 / UTY-RLRY / UTY-RSRYZ1 / UTY-RHRYZ1 / UTY-DCGYZ4 / UTY-ALGXZ1 / UTY-APGXZ1

Safety measures in Case of Refrigerant Leak

Indoor units compatible with R32 refrigerant are equipped with a refrigerant leak detector. Countermeasures for issues caused by refrigerant inside the room are possible.*

*It is necessary to connect the required products according to the floor area of the space requirement and the amount of system refrigerant. For details, please refer to the Design and Technical Manual.

Model: [EEV Internal]
AGYA007HCBH / AGYA009HCBH
AGYA012HCBH / AGYA014HCBH

[EEV External]
AGYE007HCBH / AGYE009HCBH
AGYE012HCBH / AGYE014HCBH

Specifications

Model name			AGYA007HCBH	AGYA009HCBH	AGYA012HCBH	AGYA014HCBH	AGYE007HCBH	AGYE009HCBH	AGYE012HCBH	AGYE014HCBH
Power source			Single phase, 220-240V, 50Hz				Single phase, 220-240V, 50Hz			
Capacity	Cooling	kW	2.2	2.8	3.6	4.0	2.2	2.8	3.6	4.0
	Heating		2.8	3.2	4.0	4.5	2.8	3.2	4.0	4.5
Input power		W	16	17	22	29	16	17	22	29
Airflow rate	High	m^3/h	470	500	590	670	470	500	590	670
	Med-High		420	450	520	590	420	450	520	590
	Med		390	400	470	520	390	400	470	520
	Med-Low		360	360	420	450	360	360	420	450
	Low		330	330	390	390	330	330	390	390
	Quiet		270	270	340	340	270	270	340	340
Sound pressure level	High	dB(A)	37	38	42	46	37	38	42	46
	Med-High		35	36	39	42	35	36	39	42
	Med		33	34	37	39	33	34	37	39
	Med-Low		31	31	35	36	31	31	35	36
	Low		29	29	33	33	29	29	33	33
	Quiet		22	22	30	30	22	22	30	30
Net Dimensions (H × W × D)		mm	600×740×200				600×740×200			
Weight		kg	15.0	15.0	15.0	15.0	14.5	14.5	14.5	14.5
Connection pipe diameter	Liquid (Flare)	mm	6.35	6.35	6.35	6.35	6.35	6.35	6.35	6.35
	Gas (Flare)		9.52	9.52	12.7	12.7	9.52	9.52	12.7	12.7
Drain Hose Diameter (I.D./O.D.)			13.8/15.8 to16.7				13.8/15.8 to16.7			
EV kit (optional)			-				UTR-EV09XC		UTR-EV14XC	

Note: Specifications are subject to the following conditions:
Cooling: Indoor temperature of 27°CDB/19°CWB, and outdoor temperature of 35°CDB/24°CWB.
Heating: Indoor temperature of 20°CDB/(15°CWB), and outdoor temperature of 7°CDB/6°CWB.
Pipe length: 7.5 m; Height difference between outdoor unit and indoor unit: 0 m. Voltage: 230 [V]

Optional parts

*For more details, please refer to the chapter "Control System List" and "Optional Parts List."

Partially concealing kit:	UTR-STA	External power supply unit:	UTZ-GXXD	Expansion kit:	UTZ-JXXA
External power supply unit:	UTZ-GXXD	Remote sensor unit:	UTY-XSZXZ1	EV kit:	UTR-EV09XC (007-009),
Silver Ion Filter:	UTR-FA03-5	Shut off valve kit:	UTP-GX027A, UTP-GX060A,		UTR-EV14XC (012-014)
Gas Sensor kit:	UTY-SGZY, UTY-SGZYZ1		UTP-GX090A		(For EEV external model)

Dimensions

(Unit: mm)

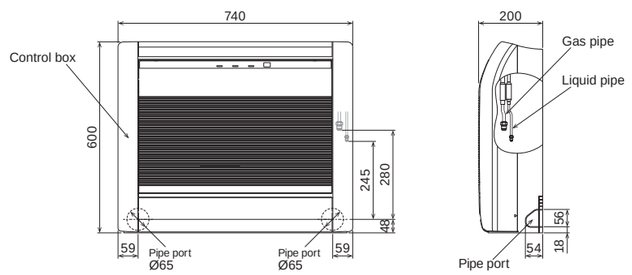

NEW

Ceiling

(Built-in gas sensor)

REFRIGERANT R32

DC FAN

Light Elegant Design

The light-elegant, gently curved surface gives a sense of comfort and well-being.

Easy Installation

The indoor unit can be easily installed under the ceiling thanks to the uniquely designed mounting kit.

1. Set mounting brackets



2. Hold up the ceiling unit and fit to the mounting brackets

3. Attach with screws

Easy Maintenance

The front panel can be opened without removing it for safe & speedy maintenance.

The drain pan can be removed for cleaning.

Components in the control box can be easily accessed from the wide side opening.

Safety measures in Case of Refrigerant Leak

Indoor units compatible with R32 refrigerant are equipped with a refrigerant leak detector. Countermeasures for issues caused by refrigerant inside the room are possible.*

*It is necessary to connect the required products according to the floor area of the space requirement and the amount of system refrigerant. For details, please refer to the Design and Technical Manual.

Flexible Installation

The drain hose and pipe can be contained in the casing and connected in the right, left, angled, or downward direction.

Model: ABYA012HTBH / ABYA014HTBH / ABYA018HTBH
ABYA024HTBH / ABYA030HTBH / ABYA036HTBH
ABYA045HTBH / ABYA054HTBH

ABYA012/014/018HTBH

ABYA024/030HTBH

ABYA036/045/054HTBH

Specifications

Model name			ABYA012HTBH	ABYA014HTBH	ABYA018HTBH	ABYA024HTBH	ABYA030HTBH	ABYA036HTBH	ABYA045HTBH	ABYA054HTBH
Power source			Single phase, 220-240V, 50Hz							
Capacity	Cooling	kW	3.6	4.5	5.6	7.1	9.0	11.2	12.5	14.0
	Heating		4.0	5.0	6.3	8.0	10.0	12.5	14.0	16.0
Input power		W	32	32	61	65	117	142	174	210
Airflow rate	High	m^3/h	780	780	990	1,350	1,660	2,100	2,280	2,400
	Med-High		750	750	920	1,220	1,470	1,910	2,040	2,120
	Med		730	730	850	1,100	1,280	1,690	1,800	1,870
	Med-Low		700	700	780	970	1,080	1,480	1,570	1,630
	Low		680	680	710	860	890	1,300	1,310	1,420
	Quiet		650	650	650	700	700	1,050	1,050	1,220
Sound pressure level	High	dB(A)	36	36	42	42	49	48	50	52
	Med-High		35	35	40	40	46	45	47	49
	Med		35	35	38	38	42	43	44	47
	Med-Low		34	34	36	35	38	40	41	44
	Low		33	33	33	32	32	37	37	41
	Quiet		31	31	31	29	29	32	32	38
Net Dimensions (H × W × D)		mm	235×1,080×705			235×1,390×705		235×1,700×705		
Weight		kg	25.0	25.0	25.0	32.0	32.0	39.0	39.0	42.0
Connection pipe diameter	Liquid (Flare)	mm	6.35	6.35	6.35	9.52	9.52	9.52	9.52	9.52
	Gas (Flare)		12.7	12.7	12.7	15.88	15.88	15.88	15.88	15.88
Drain Hose Diameter (I.D./O.D.)			25/32							

Note: Specifications are subject to the following conditions:
Cooling: Indoor temperature of 27°CDB/19°CWB, and outdoor temperature of 35°CDB/24°CWB.
Heating: Indoor temperature of 20°CDB/(15°CWB), and outdoor temperature of 7°CDB/6°CWB.
Pipe length: 7.5 m; Height difference between outdoor unit and indoor unit: 0 m. Voltage: 230 [V]

Optional parts

*For more details, please refer to the chapter "Control System List" and "Optional Parts List."

External power supply unit: UTZ-GXXD
Remote sensor unit: UTY-XSZXZ1
L-type piping kit: UTP-FX24A/UTP-FX35A
Shut off valve kit: UTP-GX027A, UTP-GX060A, UTP-GX090A
Gas Sensor kit: UTY-SGZY, UTY-SGZYZ1
Expansion kit: UTZ-JXXA
Drain pump unit: UTR-DPB24T

Dimensions

(Unit: mm)

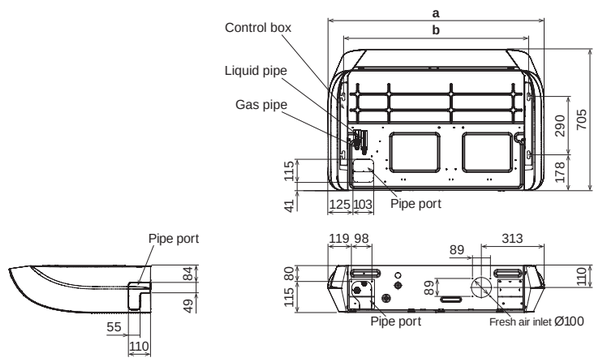

	ABYA 012/014/018 HTBH	ABYA 024/030 HTBH	ABYA 036/045/054 HTBH
a	1,080	1,390	1,700
b	923	1,233	1,543

NEW

Wall-Mounted

EEV internal / EEV external
(Built-in gas sensor)

REFRIGERANT R32

DC FAN

More Comfortable Airflow

The unique power diffuser provides comfortable air conditioning.

Heating

The vertical airflow provides powerful floor-level heating.



Cooling

The left/right airflow avoids blowing cool air directly at the occupants in a room.

Quiet Operation & 6-Step Fan Speed Control

The airflow pattern achieves significant noise reduction. Multistep airflow adjustment to suit the environment

Quiet mode
22 dB(A)

009/012/014 models

* Remote controller is compatible with the following:
UTY-RVRY / UTY-RNRYZ6 / UTY-RLRY / UTY-RSRY21 / UTY-RHRYZ1 / UTY-DCGYZ4 / UTY-ALGXZ1 / UTY-APGXZ1

The Occupancy Sensor Contributes to Further Energy Savings.

Energy saving operation starts automatically by detecting the motion of a person. Two modes of save operation mode and stop mode can be selected.

* UTY-RNRYZ6 / UTY-DCGYZ4 / UTY-RVRY only

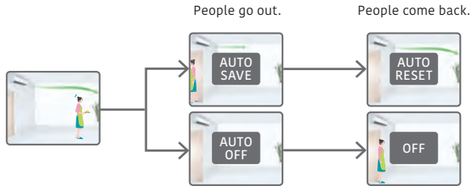

Safety measures in Case of Refrigerant Leak

Indoor units compatible with R32 refrigerant are equipped with a refrigerant leak detector. Countermeasures for issues caused by refrigerant inside the room are possible.*

*It is necessary to connect the required products according to the floor area of the space requirement and the amount of system refrigerant. For details, please refer to the Design and Technical Manual.

Slim & Stylish Square Design

The slim and stylish square design of this indoor unit is realized by using a highdensity, multipath heat exchanger and a high-efficiency wind blower.

Model: [EEV Internal]
ASYA004HTBH / ASYA005HTBH / ASYA007HTBH
ASYA009HTBH / ASYA012HTBH / ASYA014HTBH
ASYA018HTBH

[EEV External]
ASYE004HTBH / ASYE005HTBH / ASYE007HTBH
ASYE009HTBH / ASYE012HTBH / ASYE014HTBH
ASYE018HTBH

Specifications

Model name			ASYA 004 HTBH	ASYA 005 HTBH	ASYA 007 HTBH	ASYA 009 HTBH	ASYA 012 HTBH	ASYA 014 HTBH	ASYA 018 HTBH	ASYE 004 HTBH	ASYE 005 HTBH	ASYE 007 HTBH	ASYE 009 HTBH	ASYE 012 HTBH	ASYE 014 HTBH	ASYE 018 HTBH
Power source			Single phase, 220-240V, 50Hz							Single phase, 220-240V, 50Hz						
Capacity	Cooling	kW	1.1	1.7	2.2	2.8	3.6	4.0	5.6	1.1	1.7	2.2	2.8	3.6	4.0	5.6
	Heating		1.3	1.9	2.8	3.2	4.0	4.5	6.3	1.3	1.9	2.8	3.2	4.0	4.5	6.3
Input power		W	23	23	23	21	31	41	68	23	23	23	21	31	41	68
Airflow rate	High	m^3/h	490	490	490	490	640	740	930	490	490	490	490	640	740	930
	Med-High		460	460	460	460	590	680	840	460	460	460	460	590	680	840
	Med		430	430	430	430	530	590	730	430	430	430	430	530	590	730
	Med-Low		400	400	400	400	460	500	610	400	400	400	400	460	500	610
	Low		370	370	370	370	390	410	500	370	370	370	370	390	410	500
	Quiet		330	330	330	330	330	330	380	330	330	330	330	330	330	380
Sound pressure level	High	dB(A)	33	33	33	33	40	44	49	33	33	33	33	40	44	49
	Med-High		32	32	32	31	38	42	47	32	32	32	31	38	42	47
	Med		31	31	31	29	35	38	43	31	31	31	29	35	38	43
	Med-Low		30	30	30	28	31	34	39	30	30	30	28	31	34	39
	Low		29	29	29	27	28	28	33	29	29	29	27	28	28	33
	Quiet		24	24	24	22	22	22	27	24	24	24	22	22	22	27
Net Dimensions (H × W × D)		mm	270×834×239							270×834×239						
Weight		kg	10.5	10.5	10.5	10.5	10.5	10.5	11.0	10.0	10.0	10.0	10.0	10.0	10.0	11.0
Connection pipe diameter	Liquid (Flare)	mm	6.35	6.35	6.35	6.35	6.35	6.35	6.35	6.35	6.35	6.35	6.35	6.35	6.35	6.35
	Gas (Flare)		9.52	9.52	9.52	9.52	12.7	12.7	12.7	9.52	9.52	9.52	9.52	12.7	12.7	12.7
Drain Hose Diameter (I.D./O.D.)			13.8/15.8 to16.7							13.8/15.8 to16.7						
EV kit (optional)			–							UTR-EV09XC				UTR-EV14XC		

Note: Specifications are subject to the following conditions:
Cooling: Indoor temperature of 27°CDB/19°CWB, and outdoor temperature of 35°CDB/24°CWB.
Heating: Indoor temperature of 20°CDB/(15°CWB), and outdoor temperature of 7°CDB/6°CWB.
Pipe length: 7.5 m; Height difference between outdoor unit and indoor unit: 0 m. Voltage: 230 [V]

Optional parts

*For more details, please refer to the chapter "Control System List" and "Optional Parts List."

External power supply unit: UTZ-GXXD
EV kit: UTR-EV09XC (004-009), UTR-EV14XC (012-018) (For EEV external model)
Shut off valve kit: UTP-GX027A, UTP-GX060A, UTP-GX090A
Gas Sensor kit: UTY-SGZY, UTY-SGZYZ1
Expansion kit: UTZ-JXXA
Silver Ion Filter: UTR-FA16-5
Remote sensor unit: UTY-XSZXZ1

Dimensions

(Unit: mm)

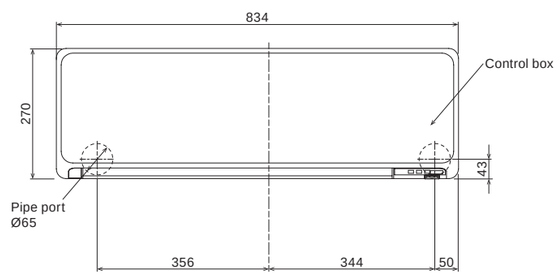

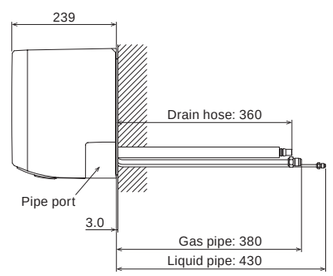

NEW

Wall-Mounted

(Built-in gas sensor)

REFRIGERANT R32

DC FAN

Powerful & Comfort Airflow

Powerful Airflow



6-Step Fan Speed Control for Quiet Operation

The airflow pattern achieves significant noise reduction. A 6-step sound level setting allows for multiple-step quiet operations.

Quiet mode
33 dB(A)

All models

6-Step Speed
High
Med-High
Med
Med-Low
Low
Quiet

* Remote controller is compatible with the following:
UTY-RVRY / UTY-RNRYZ6 / UTY-RLRY / UTY-RSRYZ1 / UTY-RHRYZ1 / UTY-DCGYZ6 / UTY-ALGXZ1 / UTY-APGXZ1

The Occupancy Sensor Contributes to Further Energy Savings.

Energy saving operation starts automatically by detecting the motion of a person. Two modes of save operation mode and stop mode can be selected.

* UTY-RNRYZ6 / UTY-DCGYZ4 / UTY-RVRY only

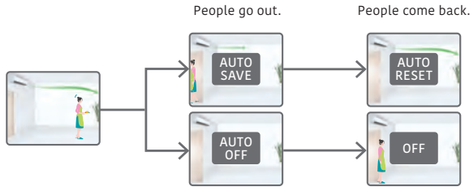

Safety measures in Case of Refrigerant Leak

Indoor units compatible with R32 refrigerant are equipped with a refrigerant leak detector. Countermeasures for issues caused by refrigerant inside the room are possible.*

*It is necessary to connect the required products according to the floor area of the space requirement and the amount of system refrigerant. For details, please refer to the Design and Technical Manual.

Model: ASYB018HTBH / ASYB024HTBH
ASYB030HTBH / ASYB034HTBH

Specifications

Model name			ASYB018HTBH	ASYB024HTBH	ASYB030HTBH	ASYB034HTBH
Power source			Single phase, 220-240V, 50Hz			
Capacity	Cooling	kW	5.6	7.1	9.0	10.0
	Heating		6.3	8.0	10.0	11.2
Input power		W	27	38	82	104
Airflow rate	High	m^3/h	890	1,050	1,440	1,620 / 1,520*
	Med-High		850	970	1,200	1,300
	Med		820	910	1,050	1,120
	Med-Low		780	840	940	980
	Low		740	770	890	890
	Quiet		700	700	700	700
Sound pressure level	High	dB(A)	39	44	53	55 / 54*
	Med-High		38	42	49	51
	Med		37	40	45	47
	Med-Low		36	38	42	43
	Low		34	35	39	39
	Quiet		33	33	33	33
Net Dimensions (H × W × D)		mm	340×1,150×280	340×1,150×280	340×1,150×280	340×1,150×280
Weight		kg	18.0	18.0	18.0	18.0
Connection pipe diameter	Liquid (Flare)	mm	6.35	9.52	9.52	9.52
	Gas (Flare)		12.7	15.88	15.88	15.88
Drain Hose Diameter (I.D./O.D.)			13.8/15.8 to16.7			

Note: Specifications are subject to the following conditions:
Cooling: Indoor temperature of 27°CDB/19°CWB, and outdoor temperature of 35°CDB/24°CWB.
Heating: Indoor temperature of 20°CDB/(15°CWB), and outdoor temperature of 7°CDB/6°CWB.
Pipe length: 7.5 m; Height difference between outdoor unit and indoor unit: 0 m. Voltage: 230 [V].

*Cooling / Heating

Optional parts

*For more details, please refer to the chapter "Control System List" and "Optional Parts List."

External power supply unit: UTZ-GXXD
Silver Ion Filter: UTR-FA13-3
Remote sensor unit: UTY-XSZXZ1

Shut off valve kit: UTP-GX027A, UTP-GX060A, UTP-GX090A

Expansion kit: UTZ-JXXA
Gas Sensor kit: UTY-SGZH, UTY-SGZHZ1

Dimensions

(Unit: mm)

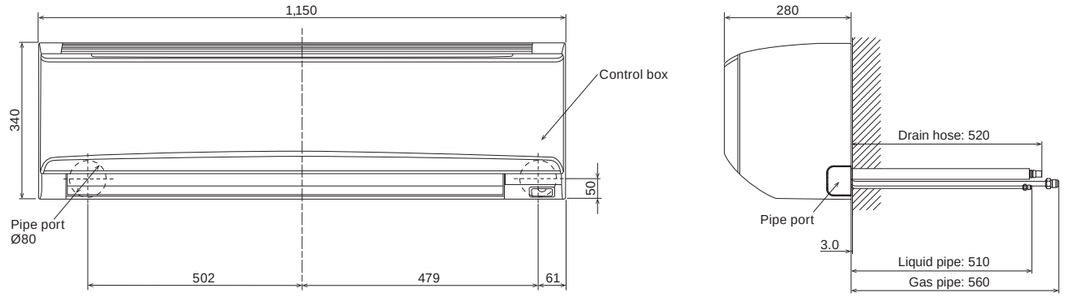

Wall-Mounted

EEV internal / EEV external

REFRIGERANT R32

DC FAN

Highly-Efficiency, Compact Design

The high-density and large heat exchanger achieves a highly-efficiency and compact design.
The compact body blends in well with conference rooms and offices, providing comfortable air conditioning.

High-density heat exchanger

Slim tube design: 5 mm

Greater heat-exchanging capacity is achieved through the use of a high-density heat exchanger and a sub-heat exchanger.



More Comfortable Airflow

The unique power diffuser provides comfortable air conditioning.

Heating

The vertical airflow provides powerful floor-level heating.



Cooling

The left/right airflow avoids blowing cool air directly at the occupants in a room.

Quiet Operation & 6-Step Fan Speed Control

The airflow pattern achieves significant noise reduction. Multistep airflow adjustment to suit the environment

Quiet mode
22 dB(A)



* Remote controller is compatible with the following:
UTY-RVRY / UTY-LNVY / UTY-RNRYZ6 / UTY-RLRY / UTY-RSRYZ1 / UTY-RHRYZ1 / UTY-DCGYZ4 / UTY-ALGXZ1 / UTY-APGXZ1

The Occupancy Sensor Contributes to Further Energy Savings.

Energy saving operation starts automatically by detecting the motion of a person. Two modes of save operation mode and stop mode can be selected.

* If you want to use the Occupancy sensor control' function, you need an setting device that can set the Occupancy sensor control' function. For example: Wired RC (Touch panel).

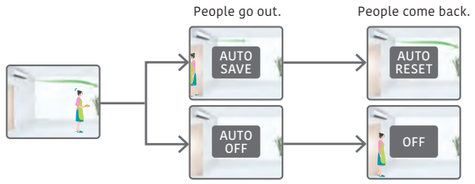

Model: [EEV Internal]
ASYA004HCAH / ASYA005HCAH / ASYA007HCAH
ASYA009HCAH / ASYA012HCAH / ASYA014HCAH

[EEV External]
ASYE004HCAH / ASYE005HCAH / ASYE007HCAH
ASYE009HCAH / ASYE012HCAH / ASYE014HCAH

Specifications

Model name			ASYA004HCAH	ASYA005HCAH	ASYA007HCAH	ASYA009HCAH	ASYA012HCAH	ASYA014HCAH	ASYE004HCAH	ASYE005HCAH	ASYE007HCAH	ASYE009HCAH	ASYE012HCAH	ASYE014HCAH
Power source			Single phase, 220-240V~, 50Hz						Single phase, 220-240V~, 50Hz					
Capacity	Cooling	kW	1.1	1.7	2.2	2.8	3.6	4.0	1.1	1.7	2.2	2.8	3.6	4.0
	Heating		1.3	1.9	2.8	3.2	4.0	4.5	1.3	1.9	2.8	3.2	4.0	4.5
Input power		W	12	12	16	19	25	35	12	12	16	19	25	35
Airflow rate	High	m^3/h	450	450	550	590	660	770	450	450	550	590	660	770
	Med-High		430	430	490	550	590	710	430	430	490	550	590	710
	Med		400	400	450	490	550	650	400	400	450	490	550	650
	Med-Low		380	380	390	420	510	590	380	380	390	420	510	590
	Low		360	360	360	360	450	530	360	360	360	360	450	530
	Quiet		310	310	320	320	320	320	310	310	320	320	320	320
Sound pressure level	High	dB(A)	31	31	34	37	40	44	31	31	34	37	40	44
	Med-High		30	30	32	34	37	42	30	30	32	34	37	42
	Med		28	28	30	32	34	40	28	28	30	32	34	40
	Med-Low		27	27	28	29	33	37	27	27	28	29	33	37
	Low		26	26	26	26	30	34	26	26	26	26	30	34
	Quiet		22	22	22	22	22	22	22	22	22	22	22	22
Net Dimensions (H × W × D)		mm	268 × 840 × 203						268 × 840 × 203					
Weight		kg	8	8	8.5	8.5	8.5	8.5	8	8	8.5	8.5	8.5	8.5
Connection pipe diameter	Liquid (Flare)	mm	6.35	6.35	6.35	6.35	6.35	6.35	6.35	6.35	6.35	6.35	6.35	6.35
	Gas (Flare)		9.52	9.52	9.52	9.52	12.70	12.70	9.52	9.52	9.52	9.52	12.70	12.70
Drain Hose Diameter (I.D./O.D.)			13.8/15.8 to16.7						13.8/15.8 to16.7					
EV Kit (optional)			—						UTR-EV09XC				UTR-EV14XC	

Note: Specifications are subject to the following conditions:
Cooling: Indoor temperature of 27°CDB/19°CWB, and outdoor temperature of 35°CDB/24°CWB.
Heating: Indoor temperature of 20°CDB/(15°CWB), and outdoor temperature of 7°CDB/6°CWB.
Pipe length: 7.5 m; Height difference between outdoor unit and indoor unit: 0 m. Voltage: 230 [V]

Optional parts

*For more details, please refer to the chapter "Control System List" and "Optional Parts List."

External power supply unit: UTZ-GXXD
EV kit: UTR-EV09XC (004-009), UTR-EV14XC (012,014)
Expansion Kit: UTZ-JXXA
Remote Sensor Kit: UTY-XSZXZ1
Silver Ion Filter: UTR-FA16-5
Gas Sensor Kit: UTY-SGZY / UTY-SGZYZ1
Shut off valve kit: UTP-GX027A / UTP-GX060A / UTP-GX090A

Dimensions

(Unit: mm)

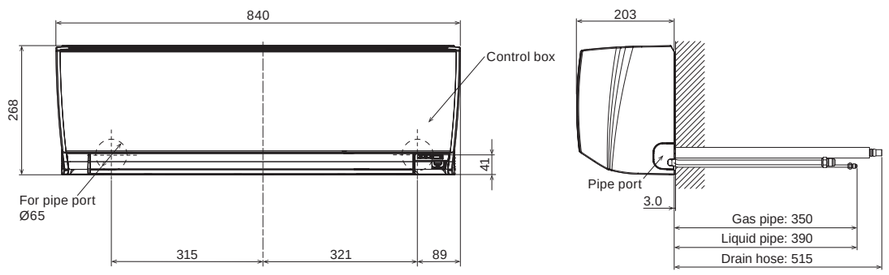

REFRIGERANT R410A

VRF R410A OUTDOOR UNITS

The R410A VRF outdoor units feature a lineup of 5 types and 80 models to meet all architectural design requirements.

We offer a wide range of outdoor units suitable for every application, from small-scale properties like apartments to large-scale commercial facilities and buildings.

V-092 VRF R410A Outdoor Units Lineup for J-IVS, J-IV, J-IVL, VR-IV, V-IV
V-094 VRF J-IVS
V-098 VRF J-IV
V-102 VRF J-IVL
V-108 VRF VR-IV
V-118 VRF V-IV

VRF R410A Outdoor Unit Lineup

for J-IVS J-IV J-IVL VR-IV V-IV

Capacity (kW)		Refrigerant	12.1	14.0	15.1-15.5	22.4	28.0	33.5	40.0	45.0	50.0-50.4	55.9-56.0	61.5-62.4	67.0-68.0	72.8-73.0	78.4-78.5	84.0-85.0	89.4-90.4	95.0-96.0	100.5-102.4	106.5-108.0	112.0-113.5	118.0-120.0	125.0-123.5	130.0	135.0
HP			4	5	6	8	10	12	14	16	18	20	22	24	26	28	30	32	34	36	38	40	42	44	46	48
J-IVS series Heat Pump		R410A	AJY040 LCLDH	AJY045 LCLDH	AJY054 LCLDH																					
J-IV series Heat Pump		R410A	AJY040 LBLDH, AJY040 LELDH	AJY045 LBLDH, AJY045 LELDH	AJY054 LBLDH, AJY054 LELDH																					
J-IVL series Heat Pump		R410A				AJY072 LELDH	AJY090 LELDH	AJY108 LELDH	AJY126 LELDH	AJY144 LELDH	AJY162 LELDH															
VR-IV series Heat Recovery	Space Saving Set Model	R410A				AJY072 GALDH	AJY090 GALDH	AJY108 GALDH	AJY126 GALDH	AJY144 GALDH	AJY162 GALDH	AJY180 GALDH	AJY198 GALDH	AJY216 GALDH	AJY234 GALDH	AJY252 GALDH	AJY270 GALDH	AJY288 GALDH	AJY306 GALDH	AJY324 GALDH	AJY342 GALDH	AJY360 GALDH	AJY378 GALDH	AJY396 GALDH	AJY414 GALDH	AJY432 GALDH
	Energy Efficiency Set Model	R410A								AJY144 GALDHH			AJY198 GALDHH	AJY216 GALDHH	AJY234 GALDHH	AJY252 GALDHH	AJY270 GALDHH	AJY288 GALDHH	AJY306 GALDHH	AJY324 GALDHH	AJY342 GALDHH	AJY360 GALDHH	AJY378 GALDHH	AJY396 GALDHH		
V-IV series Heat Pump	Space Saving Set Model	R410A				AJY072 LALDH	AJY090 LALDH	AJY108 LALDH	AJY126 LALDH	AJY144 LALDH	AJY162 LALDH	AJY180 LALDH	AJY198 LALDH	AJY216 LALDH	AJY234 LALDH	AJY252 LALDH	AJY270 LALDH	AJY288 LALDH	AJY306 LALDH	AJY324 LALDH	AJY342 LALDH	AJY360 LALDH	AJY378 LALDH	AJY396 LALDH	AJY414 LALDH	AJY432 LALDH
	Energy Efficiency Set Model	R410A								AJY144 LALDHH		AJY180 LALDHH		AJY216 LALDHH	AJY234 LALDHH	AJY252 LALDHH	AJY270 LALDHH	AJY288 LALDHH	AJY306 LALDHH	AJY324 LALDHH	AJY342 LALDHH	AJY360 LALDHH	AJY378 LALDHH	AJY396 LALDHH		

REFRIGERANT R410A

Heat Pump
for Small-capacity type

VRF J-IVS

System configuration example

- Suitable for air conditioning small and medium-size buildings. One refrigerant system is used for each outdoor unit.
- Multiple indoor units are connected with separation tubes and headers.

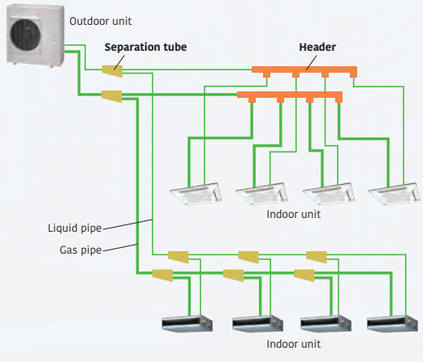

Intelligent Refrigerant Control

The Intelligent refrigerant control operates with suitable control corresponding to the heat load of the room and offers a more comfortable environment. The Intelligent refrigerant control can also provide increased energy savings.

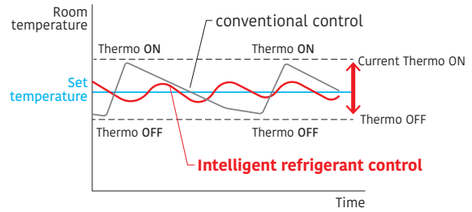

The thermostat is turned on and off less frequently than under conventional control to maintain the room temperature at the target temperature.
Compared to conventional control, the compressor will run longer, thus saving energy.

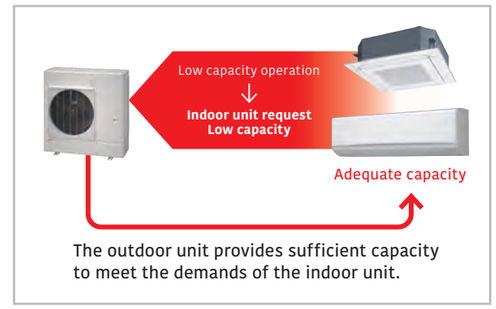

* The improvements due to the control and the actual sine wave vary depending on the combination of the indoor unit and system operating conditions.

External Static Pressure

External static pressure measures up to 25 Pa for 4/5/6 HP models.

Advanced High-Efficiency Technology

Large propeller fan

A large propeller fan with an optimized blade angle achieves both high performance and low noise operation.

DC fan motor

A small, multi-stage DC fan motor provides high-efficiency and low noise operation.

Large heat exchanger

The large 3-row heat exchanger substantially improves heat-exchanging performance.



High heat-transfer copper tube (Improved lead angle)

DC inverter control

The active filter module improves efficiency.



Compact and high-performance DC twin-rotary compressor

High-efficiency is achieved across compressor loads. Especially good performance is achieved in the low- to medium-load range.

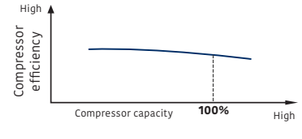

Easy to Carry, Easy to Install



Small, Lightweight Outdoor Unit

The outdoor units in this series are much more compact than conventional outdoor units of comparable capacity. They can be installed on a balcony, fitting below the height of the railing. With a height of less than 1 m, they can be installed in tight spaces such as under windows.

Low Noise Design

Significantly low noise levels are achieved by the use of a DC twin-rotary compressor, inverter technology, and an advanced airflow pattern design.

Long Pipe Length

Our advanced refrigerant control technology extends the maximum allowable length of refrigerant pipe to 80 m. This provides high flexibility in system design.

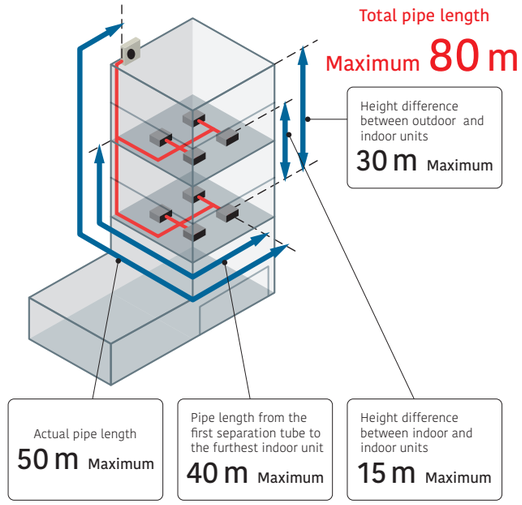

Up to 13 Indoor Units* can be Connected

The combination of smaller but sufficiently powerful indoor units and a outdoor unit with an optimized heat exchanging structure makes it possible to connect up to 13 indoor units, which is the best in its class.

*: 6 HP model

Model	J-IVS		
Rating Capacity range (HP)	4	5	6
Max. Connectable indoor unit	1-11	1-12	1-13

Non-Stop Oil Recovery Operation

A comfortable room condition is maintained during oil recovery mode because the product continues to operate without stopping the cooling or heating operation.

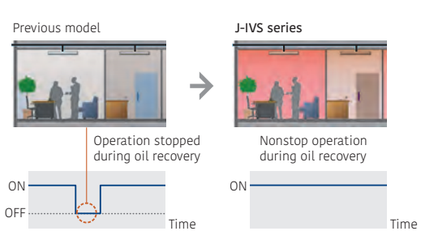

Easier Installation

Connection check function: Wiring connections and address settings can be checked thanks to the quick check run function.



- Displays the number of each connected indoor unit.
- Displays the duplicate address number assigned to an indoor unit.

4, 5, 6 HP: AJY040LCLDH / AJY045LCLDH / AJY054LCLDH

Specifications

Rated capacity range		HP	4	5	6
Model name			AJY040LCLDH	AJY045LCLDH	AJY054LCLDH
Maximum connectable indoor units			1-11	1-12	1-13
Power source			Single phase, 230V~, 50Hz		
Capacity	Cooling	kW	12.1	14.0	15.1
	Nominal Heating		12.1	14.0	15.1
	Max. Heating		13.6	16.0	16.5
Input power	Cooling	kW	3.75	4.71	5.55
	Nominal Heating		3.22	3.77	4.33
	Max. Heating		3.99	5.04	5.32
EER	Cooling	W/W	3.22	2.97	2.72
COP	Nominal Heating		3.75	3.71	3.48
	Max. Heating		3.40	3.17	3.10
SEER	Cooling		5.83	5.58	5.47
SCOP	Heating		3.82	3.96	3.99
ηc	Cooling	%	230.2	220.2	215.8
ηh	Heating		149.8	155.4	156.6
Airflow rate		m^3/h	4,240	4,400	4,400
Sound pressure level/ Power level	Cooling	dB(A)	53 / 67	53 / 69	54 / 70
	Heating		54 / 68	56 / 69	56 / 70
Heat exchanger fin			Blue fin	Blue fin	Blue fin
Net Dimensions	Height	mm	998	998	998
	Width		970	970	970
	Depth		370	370	370
Weight		kg	88	88	88
Refrigerant	Type (Global Warming Potential)		R410A (2,088)	R410A (2,088)	R410A (2,088)
	Charge	kg (CO2eq-T)	4.0 (8.4)	4.0 (8.4)	4.0 (8.4)
Connection pipe diameter	Liquid	mm	9.52	9.52	9.52
	Gas		15.88	15.88	15.88
Total pipe length		m	80	80	80
Max. height difference			30	30	30
Operating Range	Cooling	°C	-5 to 46	-5 to 46	-5 to 46
	Heating		-20 to 21	-20 to 21	-20 to 21

Note: Specifications are based on the following conditions.
Cooling: Indoor temperature of 27°CDB/19°CWB, and outdoor temperature of 35°CDB/24°CWB.
Heating: Indoor temperature of 20°CDB/(15°CWB), and outdoor temperature of 7°CDB/6°CWB.
Pipe length: 7.5 m; Height difference between outdoor unit and indoor unit: 0 m.
The protective function may work when using it outside the operation range.

Dimensions

(Unit: mm)

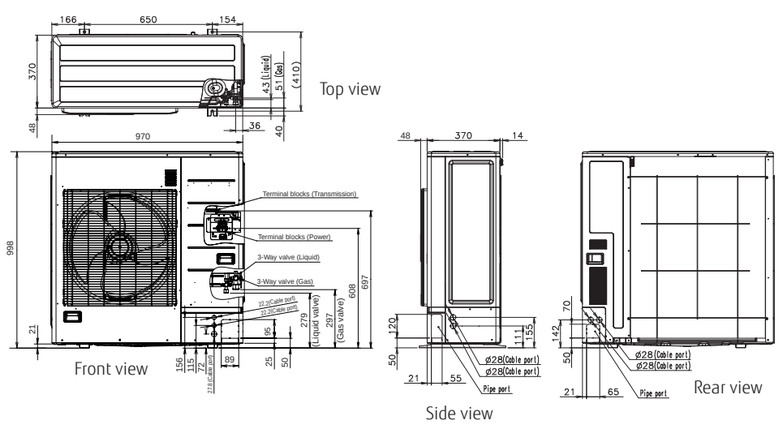

REFRIGERANT R410A

Heat Pump

for Small-capacity type

VRF J-IV

System configuration example

- Suitable for air conditioning small and medium-size buildings. One refrigerant system is used for each outdoor unit.
- Multiple indoor units are connected with separation tubes and headers.

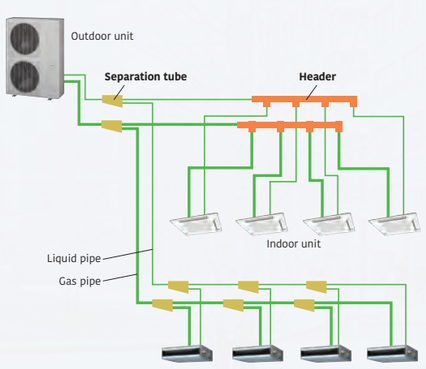

Intelligent Refrigerant Control

The Intelligent refrigerant control operates with suitable control corresponding to the heat load of the room and offers a more comfortable environment. The Intelligent refrigerant control can also provide increased energy savings.

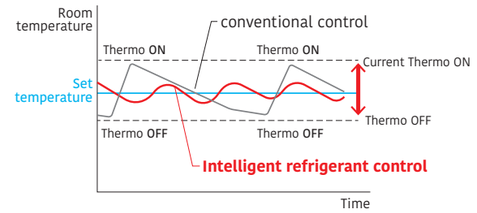

The thermostat is turned on and off less frequently than under conventional control to maintain the room temperature at the target temperature.
Compared to conventional control, the compressor will run longer, thus saving energy.

* The improvements due to the control and the actual sine wave vary depending on the combination of the indoor unit and system operating conditions.

External Static Pressure

External static pressure measures up to 30 Pa for 4/5/6 HP.

Advanced High-Efficiency Technology

Large propeller fan

A large propeller fan with an optimized blade angle achieves both high performance and low noise operation.

DC fan motor

A small, multi-stage DC fan motor contributes to high-efficiency and low noise operation.



Large heat exchanger

The large 3-row heat exchanger substantially improves heat-exchanging performance.

DC inverter control

The active filter module improves efficiency.

Subcooling heat exchanger

The dual-tube heat exchanger improves cooling performance.

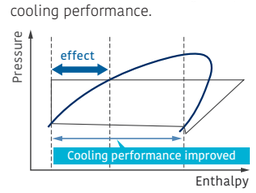

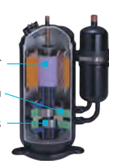

DC twin-rotary compressor

High-efficiency is achieved across compressor loads. Especially good performance is achieved in the low- to medium-load range.

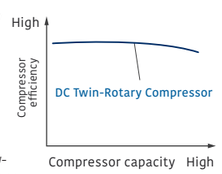

Efficiency in Actual Operating Conditions

The use of a large heat exchanger and a high-efficiency Scroll compressor achieves class-leading EER/COP (Max. Heating) in all models.

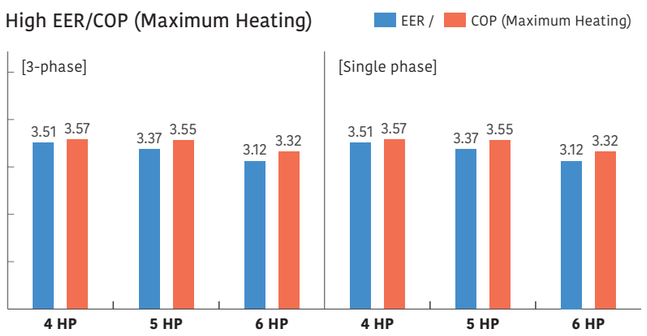

* These specifications are determined by cassette combination.

Long Pipe Length

Our advanced refrigerant control technology allows us to achieve a total refrigerant pipe length of 180 m. This provides high flexibility in system design.

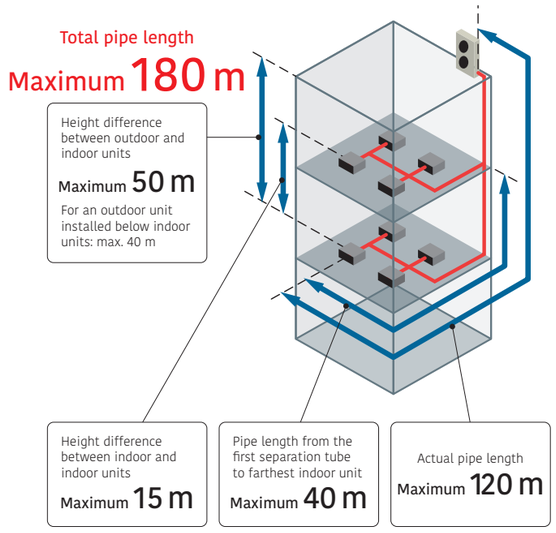

Up to 14 Indoor Units* can be Connected

The combination of smaller but sufficiently powerful indoor units and outdoor units with an optimized heat exchanging structure makes it possible to connect up to 14 indoor units, which is the best in its class.

*: 6 HP model

Model	J-IV		
Rating Capacity range (HP)	4	5	6
Max. Connectable indoor unit	1-11	1-12	1-13

Non-Stop Oil Recovery Operation

A comfortable room condition is maintained during oil recovery mode because the product continues to operate without stopping the cooling or heating operation.

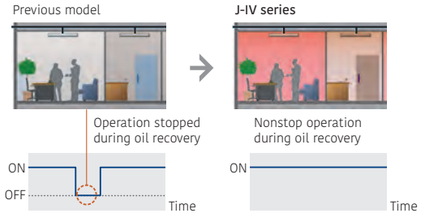

Easier Installation

Connection check function: Wire connections and address settings can be checked thanks to the quick check run function.



4,5,6HP: AJY040LBLDH / AJY045LBLDH / AJY054LBLDH
AJY040LELDH [3-phase] / AJY045LELDH [3-phase] / AJY054LELDH [3-phase]

Specifications

Rated capacity range		HP	4	5	6	4	5	6
Model name			AJY040LBLDH	AJY045LBLDH	AJY054LBLDH	AJY040LELDH	AJY045LELDH	AJY054LELDH
Maximum connectable indoor units			1-11	1-12	1-14	1-11	1-12	1-14
Power source			Single phase, 230V~, 50Hz			3-phase, 400V~, 50Hz		
Capacity	Cooling	kW	12.1	14.0	15.5	12.1	14.0	15.5
	Nominal Heating		12.1	14.0	15.5	12.1	14.0	15.5
	Max. Heating		13.6	16.0	18.0	13.6	16.0	18.0
Input power	Cooling	kW	3.44	4.15	4.96	3.44	4.15	4.96
	Nominal Heating		3.14	3.60	4.17	3.14	3.60	4.17
	Max. Heating		3.80	4.50	5.41	3.80	4.50	5.41
EER	Cooling	W/W	3.51	3.37	3.12	3.51	3.37	3.12
COP	Nominal Heating		3.85	3.88	3.71	3.85	3.88	3.71
	Max. Heating		3.57	3.55	3.32	3.57	3.55	3.32
SEER	Cooling		6.52	6.43	6.14	6.52	6.43	6.14
SCOP	Heating		3.58	3.89	3.85	3.58	3.89	3.85
ηc	Cooling	%	257.8	254.2	242.6	257.8	254.2	242.6
ηh	Heating		140.2	152.6	151.0	140.2	152.6	151.0
Airflow rate		m^3/h	6,200	6,600	7,000	6,200	6,600	7,000
Sound pressure level/ Power level	Cooling	dB(A)	50 / 65	52 / 66	53 / 67	50 / 65	52 / 66	53 / 67
	Heating		52 / 67	55 / 69	56 / 69	52 / 67	55 / 69	56 / 69
Heat exchanger fin			Blue fin	Blue fin	Blue fin	Blue fin	Blue fin	Blue fin
Net Dimensions	Height	mm	1,334	1,334	1,334	1,334	1,334	1,334
	Width		970	970	970	970	970	970
	Depth		370	370	370	370	370	370
Weight		kg	117	117	119	118	119	119
Refrigerant	Type (Global Warming Potential)		R410A (2,088)	R410A (2,088)	R410A (2,088)	R410A (2,088)	R410A (2,088)	R410A (2,088)
	Charge	kg (CO2eq-T)	4.8 (10.0)	5.3 (11.1)	5.3 (11.1)	4.8 (10.0)	5.3 (11.1)	5.3 (11.1)
Connection pipe diameter	Liquid	mm	9.52	9.52	9.52	9.52	9.52	9.52
	Gas		15.88	15.88	19.05	15.88	15.88	19.05
Total pipe length		m	180	180	180	180	180	180
Max. height difference			50/40 (Outdoor unit: Upper/Lower)			50/40 (Outdoor unit: Upper/Lower)		
Operating Range	Cooling	°C	-5 to 46	-5 to 46	-5 to 46	-5 to 46	-5 to 46	-5 to 46
	Heating		-20 to 21	-20 to 21	-20 to 21	-20 to 21	-20 to 21	-20 to 21

Note: Specifications are based on the following conditions.
Cooling: Indoor temperature of 27°CDB/19°CWB, and outdoor temperature of 35°CDB/24°CWB.
Heating: Indoor temperature of 20°CDB/(15°CWB), and outdoor temperature of 7°CDB/6°CWB.
Pipe length: 7.5 m; Height difference between outdoor unit and indoor unit: 0 m.
The protective function may work when using it outside the operation range.

Dimensions

(Unit: mm)

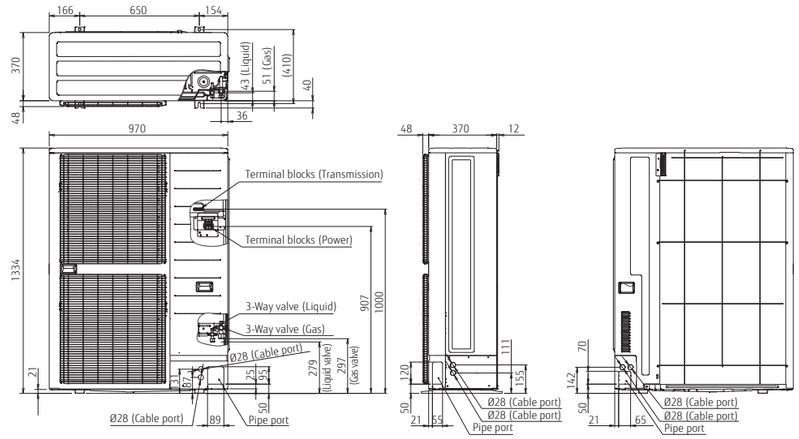

REFRIGERANT R410A

Heat Pump

for Small-capacity type

VRF J-IVL

System configuration example

- Suitable for air conditioning small and medium-size buildings. One refrigerant system is used for each outdoor unit.
- Multiple indoor units are connected with separation tubes and headers.

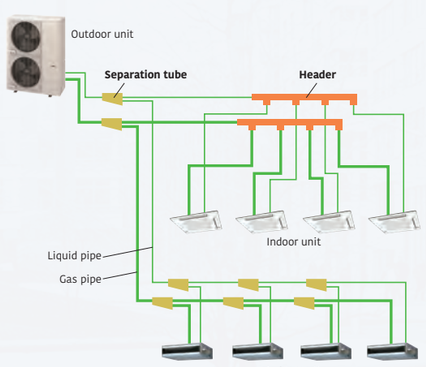

Intelligent Refrigerant Control

The Intelligent refrigerant control operates with suitable control corresponding to the heat load of the room and offers a more comfortable environment. The Intelligent refrigerant control can also provide increased energy savings.

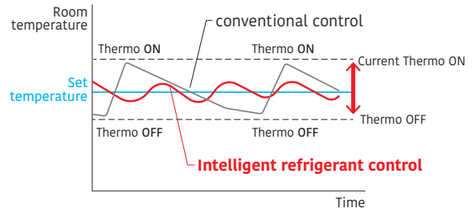

The thermostat is turned on and off less frequently than under conventional control to maintain the room temperature at the target temperature.
Compared to conventional control, the compressor will run longer, thus saving energy.

* The improvements due to the control and the actual sine wave vary depending on the combination of the indoor unit and system operating conditions.

External Static Pressure

External static pressure is available up to 60 Pa for 14/16/18 HP. (30 Pa for 8/10 HP, 40 Pa for 12 HP)
Capacities are slightly decreased relative to the rated values during high static pressure operations.

Advanced High-Efficiency Technology

∅570 mm

Large propeller fan

A large-diameter propeller fan with our proprietary blade design reduces draft loss, which results in high-efficiency and low noise operation.

DC fan motor

A small, multi-stage DC fan motor provides high-efficiency and low noise operation.



Large heat exchanger

The large 2.6-row heat exchanger substantially improves heat-exchanging performance.

DC inverter control

The active filter module improves efficiency.

Subcooling heat exchanger

The dual-tube heat exchanger improves cooling performance.

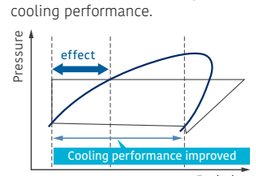

15 to 130 rps

Scroll compressor

The combination of a scroll compressor with a wide rotational frequency range from 15 to 130 rps and our proprietary sensorless sine-wave control that smoothly controls the input power into the motor achieves more energy-efficient and quieter operation.

General offers a perfect total air conditioning system for small office buildings with multiple small rooms, taking into consideration energy savings, low noise, comfortable air volume, usage and purpose, and centralized control.

VRF J-IVL

Image: 8/10/12 HP models

Slim & Compact Design



Depth difference
-285mm
J-IVL all models
Compared with current all models

Space requirement
-45%!
Compared with current 14/16 HP models

Weight
-62 kg!
Compared with current 16 HP model

Height difference
-262mm
Compared with current 8 HP model

Space requirement
-26%!
Compared with current 8/10 HP models

Various Installation Methods

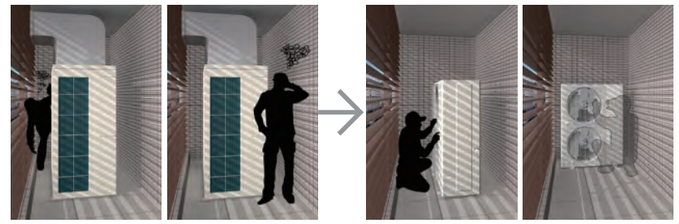

VRF V series outdoor unit

VRF J series outdoor unit

Installation

Low noise level in consideration of nearby residents

Front air discharge type with a width of about 1,000 mm, allowing for flexible installation even in narrow spaces.

VRF V series outdoor unit

VRF J series outdoor unit

Narrow space behind building

Space saving

Small and thin, allowing for direct ground or wall mounting installations even in narrow alleys.



VRF V series outdoor unit

VRF J series outdoor unit

Installation on the back street of a building

Flexible installation

Slim, low-body front air discharge meets the requirements for installation even in tight spaces. Installation flexibility without blocking the windows of buildings contributes to substantial space savings, even when multiple units are installed.

Efficiency in Actual Operating Conditions

The use of a large heat exchanger and a high-efficiency Scroll compressor achieves class-leading EER/COP (Max. Heating) in all models.

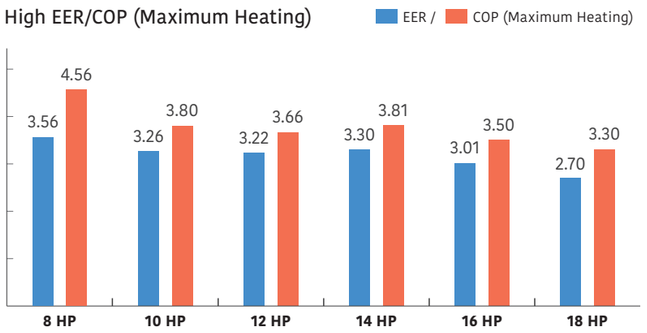

* These specifications are determined by cassette combination.

Long Pipe Length

Our advanced refrigerant control technology extends the maximum allowable length of refrigerant pipe to 400 m. This provides high flexibility in system design.

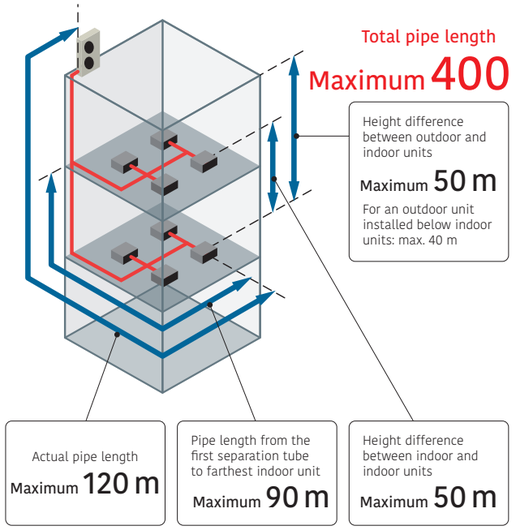

Up to 42 Indoor Units* can be Connected.

The combination of smaller but sufficiently powerful indoor units and a outdoor unit with an optimized heat exchanging structure makes it possible to connect up to 42 indoor units, which is the best in its class.

*: 18 HP model



Class-Leading Low Operating Sound

The top-class low operating noise makes it ideal for use in densely populated areas. These low operating sound models are ideal for installation in densely populated areas.



J-IVL

8,10,12 HP: AJY072LELDH / AJY090LELDH / AJY108LELDH
14,16,18 HP: AJY126LELDH / AJY144LELDH / AJY162LELDH

8, 10, 12 HP

14, 16, 18 HP

Specifications

Rated capacity range		HP	8	10	12	14	16	18
Model name			AJY072LELDH	AJY090LELDH	AJY108LELDH	AJY126LELDH	AJY144LELDH	AJY162LELDH
Maximum connectable indoor units			1-20	1-25	1-30	1-36	1-40	1-42
Power source			3-phase, 400V~, 50Hz					
Capacity	Cooling	kW	22.4	28.0	33.5	40.0	45.0	50.0
	Nominal Heating		22.4	28.0	33.5	40.0	45.0	50.0
	Max. Heating		25.0	31.5	37.5	45.0	50.0	55.0
Input power	Cooling	kW	6.30	8.59	10.42	12.12	14.96	18.52
	Nominal Heating		4.65	6.61	8.18	9.71	11.81	13.66
	Max. Heating		5.45	8.29	10.25	11.81	14.29	16.66
EER	Cooling	W/W	3.56	3.26	3.22	3.30	3.01	2.70
COP	Nominal Heating		4.82	4.24	4.10	4.12	3.81	3.66
	Max. Heating		4.56	3.80	3.66	3.81	3.50	3.30
SEER	Cooling		7.62	7.50	7.27	7.27	7.00	6.29
SCOP	Heating		3.89	3.61	3.63	3.53	3.51	3.54
ηc	Cooling	%	301.8	297.0	287.8	287.8	277.0	248.6
ηh	Heating		152.6	141.4	142.2	138.2	137.4	138.6
Airflow rate		m^3/h	8,400	9,000	11,000/12,100	13,000	14,000	14,800/15,300
Sound pressure level/ Power level	Cooling	dB(A)	52/66	54/69	59/73	62/75	64/77	65/79
	Heating		54/66	57/70	62/75	63/76	65/78	68/82
Net Dimensions	Height	mm	1,428	1,428	1,428	1,638	1,638	1,638
	Width		1,080	1,080	1,080	1,080	1,080	1,080
	Depth		480	480	480	480	480	480
Weight		kg	170	177	178	213	213	217
Refrigerant	Type (Global Warming Potential)		R410A (2,088)	R410A (2,088)	R410A (2,088)	R410A (2,088)	R410A (2,088)	R410A (2,088)
	Charge	kg (CO2eq-T)	7.0 (14.6)	7.5 (15.7)	7.5 (15.7)	11.0 (23.0)	11.0 (23.0)	11.8 (24.6)
Connection pipe diameter	Liquid	mm	9.52	9.52	12.70	12.70	12.70	12.70
	Gas		19.05	22.20	28.58	28.58	28.58	28.58
Total pipe length		m	400	400	400	400	400	400
Max. height difference			50/40 (Outdoor unit: Upper/Lower)					
Operating Range	Cooling	C°	-15 to 46	-15 to 46	-15 to 46	-5 to 46*	-5 to 46*	-5 to 46*
	Heating		-20 to 21	-20 to 21	-20 to 21	-20 to 21	-20 to 21	-20 to 21

Note: Specifications are based on the following conditions.
Cooling: Indoor temperature of 27°CDB / 19°CWB, and outdoor temperature of 35°CDB / 24°CWB.
Heating: Indoor temperature of 20°CDB / (15°CWB), and outdoor temperature of 7°CDB / 6°CDB.
Pipe length: 7.5 m; Height difference between outdoor unit and indoor unit: 0 m.
* The cooling operation range of -15 to 46°C is allowed only when all of the indoor units connected to the system are higher than capacity of 5.6kW.

Dimensions

(Unit: mm)

8, 10, 12 HP

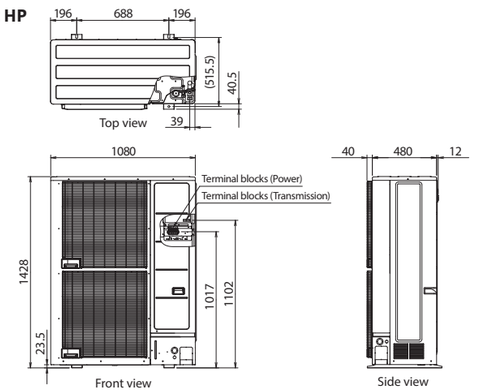

14, 16, 18 HP

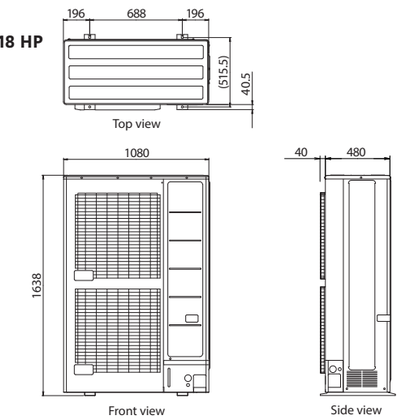

REFRIGERANT R410A

Heat Recovery
Modular type

VRF VR-IV

Highly energy-efficient operation

Our heat recovery systems achieve high operating energy efficiency by drawing heat from the room to be cooled and transferring it as energy for rooms that are to be heated.

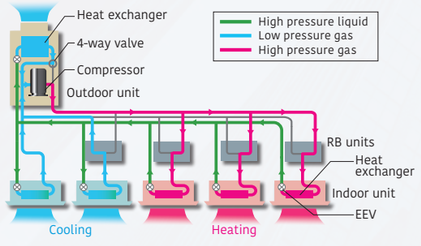

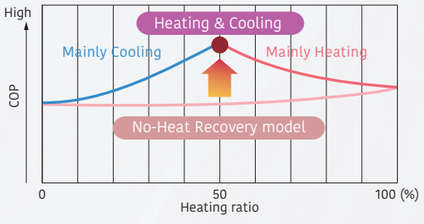

Intelligent Refrigerant Control

The Intelligent refrigerant control operates with suitable control corresponding to the heat load of the room and offers a more comfortable environment. The Intelligent refrigerant control can also provide increased energy savings.

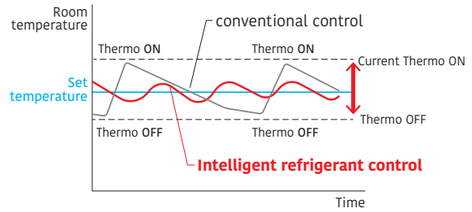

The thermostat is turned on and off less frequently than under conventional control to maintain the room temperature at the target temperature.
Compared to conventional control, the compressor will run longer, thus saving energy.

* The improvements due to the control and the actual sine wave vary depending on the combination of the indoor unit and system operating conditions.

Increase in The Number of Connectable Indoor Units

Capacity range of connectable indoor units

VR-IV	25%* to 150%
Current model (VR-II)	50% to 150%

*: For modular type, 25% to 49.9% operation in the entire system is available. (by one unit operation)

Increased number of connectable indoor units and space saving combinations

(Unit)

HP	10	12	14	16	···	28	30	32	···	48
VR-IV	21	26	30	34	···	60	64	64	···	64
Current model (VR-II)	15	16	17	21	24	···	42	45	48	···	64

The Energy-Saving Technology that Boosted Operation Efficiency



Powerful large propeller fan
The fan uses CFD* technology to achieve both high performance and low noise operation.
*CFD: Computational Fluid Dynamics

3-phase DC fan motor
The use of a DC fan motor with sophisticated driver control improves energy efficiency substantially. In addition, this motor operates quietly.

Subcooling heat exchanger
High heat exchange efficiency is achieved by using an internal projection-shape double-pipe construction.

High-efficient, large-capacity DC twin-rotary compressor
Large-capacity high-efficient DC twin-rotary compressor with excellent intermediate capability.

Sine-wave DC inverter control
High-efficiency is realized by the adoption of reduced switching loss IPM.

4-face heat exchanger
The 4-face heat exchanger increases the effective surface area and significantly improves heat-exchanging efficiency.

Front intake port
(Corner cut air inlet structure)
In multiple outdoor unit installations, the unique front intake design improves airflow into the heat exchanger.

Extended Connection Ratio (Applicable to Multiple Tenants)

Especially useful when starting partial
air conditioning in a building under construction
Installation can be added flexibly for each tenant.

Stand-Alone

Current model (VR-II)
Example) 50% of 12HP minimum connected indoor unit capacity is required

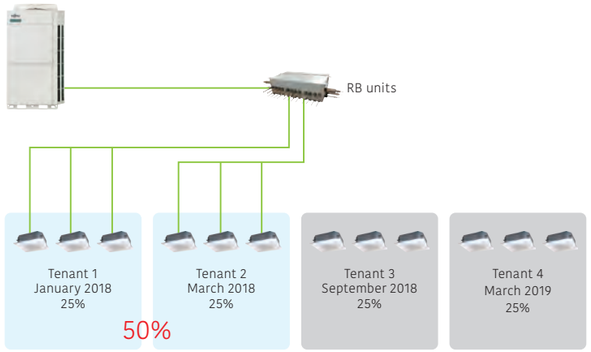

Installation is possible even for tenants who have not yet started operations.

VR-IV
Example) 25% of 12HP minimum connected indoor unit capacity is required

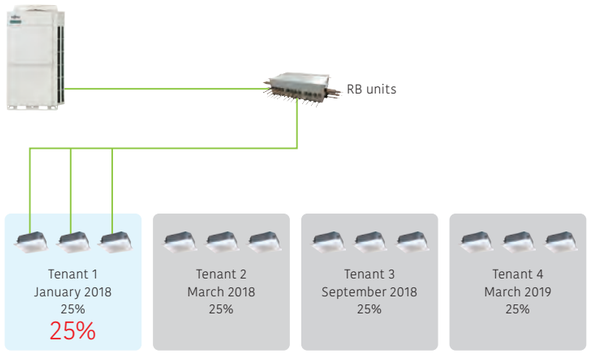

Installation and commissioning can be added flexibly to meet the opening dates of other tenants.

Modular Type

One outdoor unit operates effectively for the capacities of connectable indoor units in the entire system. (Each of the multiple outdoor units does not dare to operate at 25% capacity: any one of the outdoor units will operate at 50% and the remaining units will each output 0%, i.e., stop operating.)

Example: One 10HP outdoor unit performs 25% of the total 20HP outdoor units system.
One 10HP outdoor unit performs 50% of its capacity
→ Two outdoor units do not perform 25% of the operation.



One outdoor unit performs 50% of the operation, and the entire system performs 25% of the operation.

Additional Installation is Possible without Changing The Main Pipe

A main pipe of a diameter that can be used for the final system is installed at the beginning of the installation.
Duplication of the work will be avoided as there is no need to change the main pipe as in the previous model.

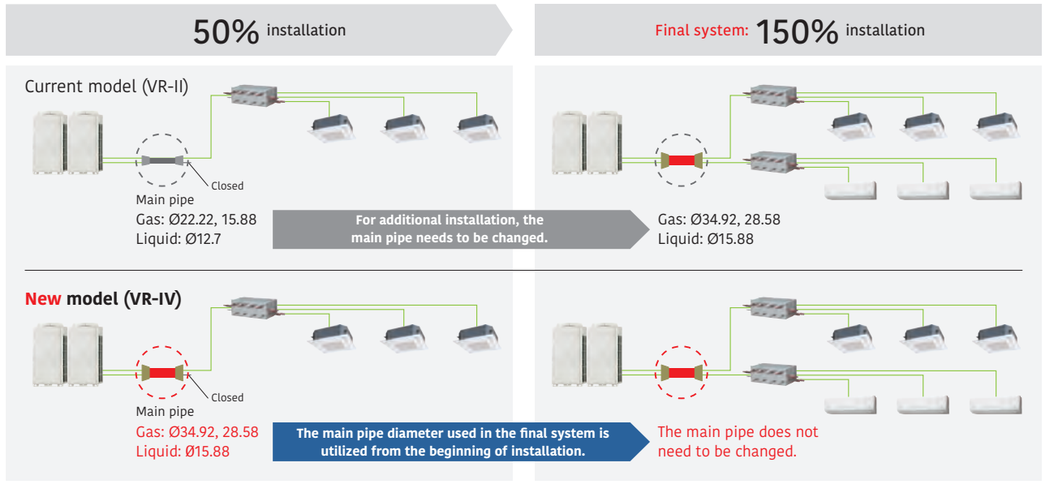

All-Inverter Compressor

Large-capacity DC inverter compressor

Large-capacity high-efficient DC twin-rotary compressor with excellent intermediate capability.

High-efficiency compressor speed control

The compressor speed control in 0.1 Hz increments ensures a comfortable space with less change in room temperature and less energy loss.

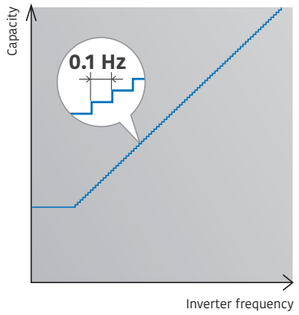

Efficiency in Actual Operating Conditions

Class-leading high COP (Maximum) The use of our proprietary heat exchanger structure and high-efficiency DC twin-rotary compressors achieves the class-leading coefficient of performance (COP) in every combination.

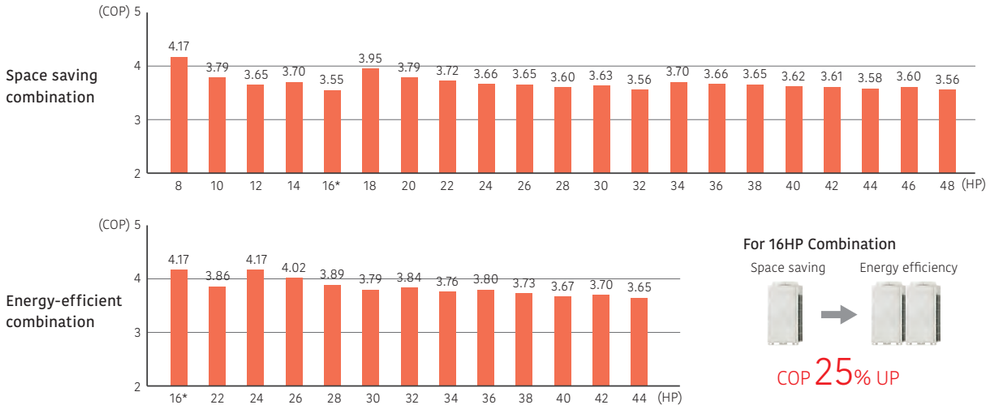

* These specifications are determined by Cassette combination.
*Multiple outdoor units are not certified by Eurovent.

Multiple Outdoor Operation Control

When multiple outdoor units are connected, each compressor carries out sophisticated operation. Instead of operating one compressor at full load to distribute the refrigerant to one heat exchanger, all compressors operate at partial load to distribute the refrigerant to all heat exchangers, thereby improving the efficiency of the entire system.

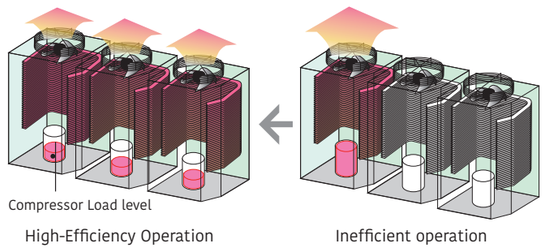

Heat Exchanger Refrigerant Control

The heat exchanger in the outdoor unit is divided into two parts, upper and lower. The efficiency of the heat exchanger has been improved by adopting an optimum refrigerant path control where the refrigerant is distributed more into the top heat exchanger as this is where there is a greater airflow intake.

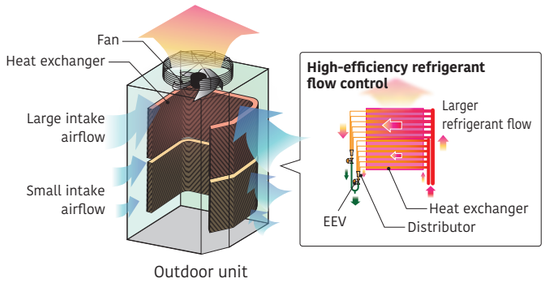

Flexible Pipe Connection

More flexible refrigerant pipe work is possible due to the use of various pipe connection and RB unit connections, for adjustments to the floor layout and building structure.

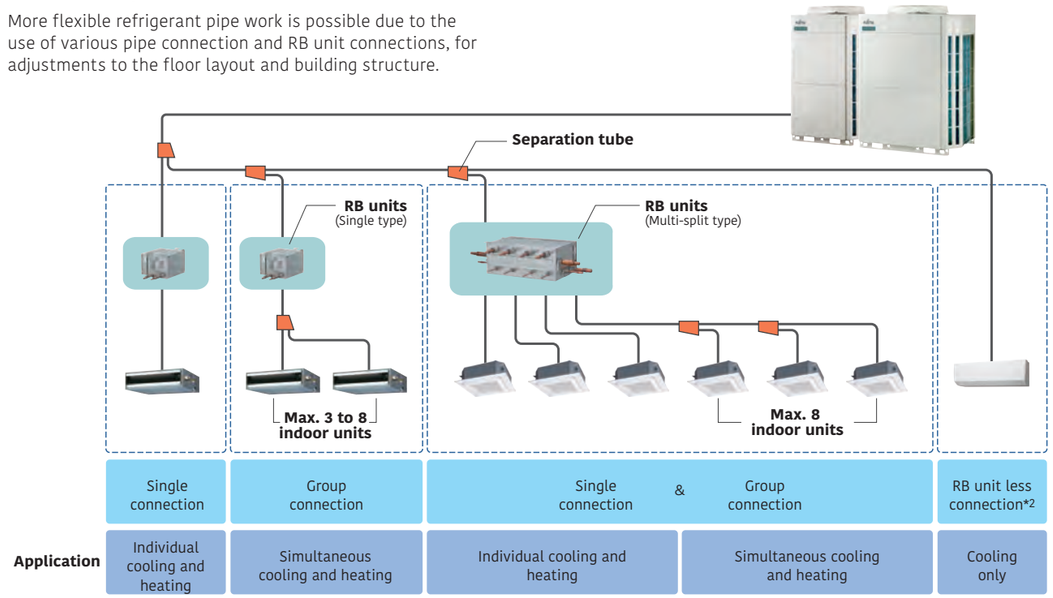

• An RB unit can be placed between the first branch and an indoor unit.
• The maximum height difference between RB units is 15 m.
No RB Unit is required for cooling only use.

Flexible Installation of RB Unit

RB units
(Multi-split type/8-branch)

RB units
(Multi-split type/12-branch)

Small and slim design with a height of 198 mm makes it easy to install in tight spaces with height constraints.

- A drain pipe is not required.
- Different positions of a control box can be chosen to accommodate installation conditions.
- Series connection for simplified installation

*: RB unit (single type)

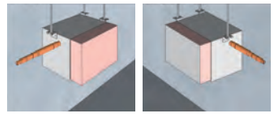

An RB unit can be installed on either side of the control box.

An RB unit can be installed on top of the control box to save space.
*: RB unit (single type)

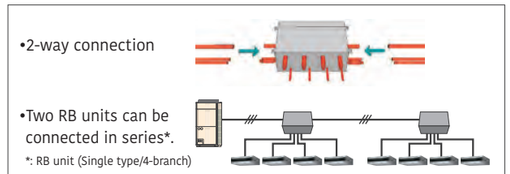

Easy maintenance in tight spaces

Maintenance can be performed from the side.

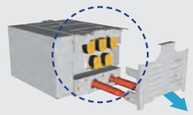



The electrical box can be accessed and serviced by sliding down the front cover.

Parts can be accessed and replaced easily even in tight spaces inside the ceiling.

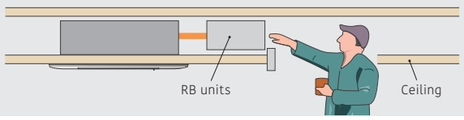

Outdoor units lineup • Combinations other than those listed below are not recommended.

Space saving combination

22.4kW (8HP) AJY072GALDH UNIT : AJY072GALDH	28.0kW (10HP) AJY090GALDH UNIT : AJY090GALDH	33.5kW (12HP) AJY108GALDH UNIT : AJY108GALDH	40.0kW (14HP) AJY126GALDH UNIT : AJY126GALDH	45.0kW (16HP) AJY144GALDH UNIT : AJY144GALDH
50.4kW (18HP) AJY162GALDH UNIT : AJY090/072GALDH	56.0kW (20HP) AJY180GALDH UNIT : AJY090/090GALDH	61.5kW (22HP) AJY198GALDH UNIT : AJY108/090GALDH	67.0kW (24HP) AJY216GALDH UNIT : AJY108/108GALDH	73.0kW (26HP) AJY234GALDH UNIT : AJY144/090GALDH
78.5kW (28HP) AJY252GALDH UNIT : AJY144/108GALDH	85.0kW (30HP) AJY270GALDH UNIT : AJY144/126GALDH	90.0kW (32HP) AJY288GALDH UNIT :AJY144/144GALDH	95.0kW (34HP) AJY306GALDH UNIT : AJY108/108/090GALDH	100.5kW (36HP) AJY324GALDH UNIT : AJY108/108/108GALDH
106.5kW (38HP) AJY342GALDH UNIT : AJY144/108/090GALDH	112.0kW (40HP) AJY360GALDH UNIT : AJY144/108/108GALDH	118.0kW (42HP) AJY378GALDH UNIT : AJY144/144/090GALDH	123.5kW (44HP) AJY396GALDH UNIT : AJY144/144/108GALDH	130.0kW (46HP) AJY414GALDH UNIT : AJY144/144/126GALDH
135.0kW (48HP) AJY432GALDH UNIT : AJY144/144/144GALDH				

Energy efficiency combination

44.8kW (16HP) AJY144GALDHH UNIT : AJY072/072GALDH	62.4kW (22HP) AJY198GALDHH UNIT : AJY126/072GALDH	67.2kW (24HP) AJY216GALDHH UNIT : AJY072/072/072GALDH	72.8kW (26HP) AJY234GALDHH UNIT : AJY090/072/072GALDH	78.4kW (28HP) AJY252GALDHH UNIT : AJY090/090/072GALDH
84.0kW (30HP) AJY270GALDHH UNIT : AJY090/090/090GALDH	90.4kW (32HP) AJY288GALDHH UNIT : AJY126/090/072GALDH	96.0kW (34HP) AJY306GALDHH UNIT : AJY126/090/090GALDH	102.4kW (36HP) AJY324GALDHH UNIT : AJY126/126/072GALDH	108.0kW (38HP) AJY342GALDHH UNIT : AJY126/126/090GALDH
113.0kW (40HP) AJY360GALDHH UNIT : AJY144/126/090GALDH	120.0kW (42HP) AJY378GALDHH UNIT : AJY126/126/126GALDH	125.0kW (44HP) AJY396GALDHH UNIT : AJY144/126/126GALDH		

8,10,12HP : AJY072GALDH / AJY090GALDH / AJY108GALDH
14,16HP : AJY126GALDH / AJY144GALDH

8, 10, 12 HP　　14, 16 HP

Dimensions

(Unit: mm)

8, 10, 12 HP

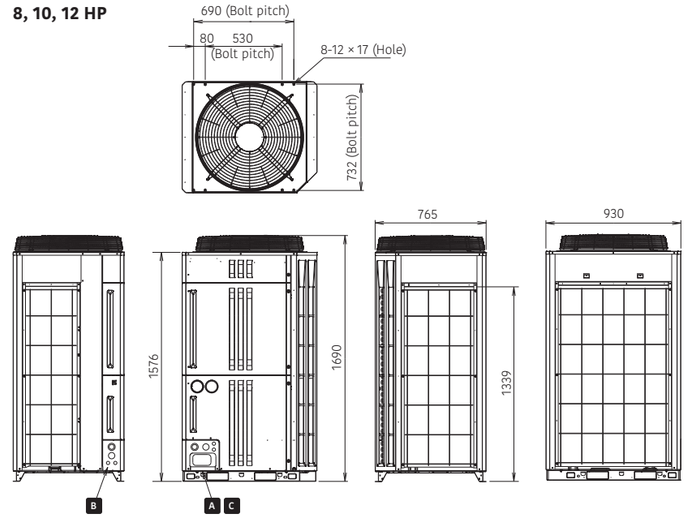

14, 16 HP

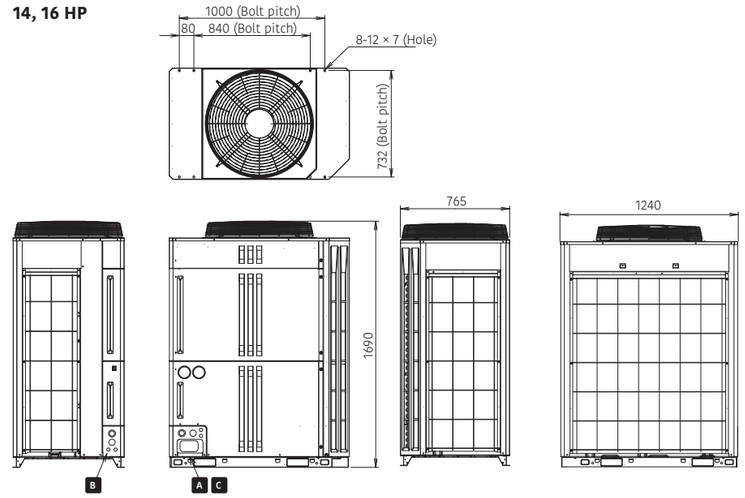

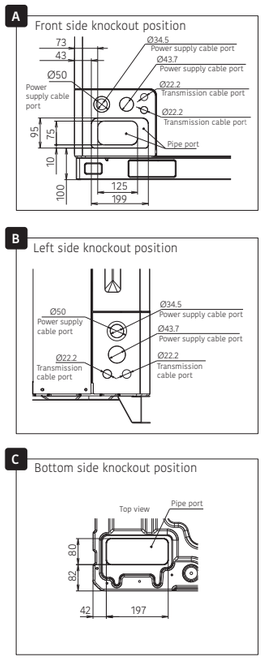

Outdoor units specifications

Space saving combination

Rated capacity range		HP	8	10	12	14	16	18	20	22	24	26	28	30	32	34	36	38	40	42	44	46	48
Model name			AJY072GALDH	AJY090GALDH	AJY108GALDH	AJY126GALDH	AJY144GALDH	AJY162GALDH	AJY180GALDH	AJY198GALDH	AJY216GALDH	AJY234GALDH	AJY252GALDH	AJY270GALDH	AJY288GALDH	AJY306GALDH	AJY324GALDH	AJY342GALDH	AJY360GALDH	AJY378GALDH	AJY396GALDH	AJY414GALDH	AJY432GALDH
Unit 1 Unit 2 Unit 3			AJY072GALDH	AJY090GALDH	AJY108GALDH	AJY126GALDH	AJY144GALDH	AJY090GALDH AJY072GALDH	AJY090GALDH AJY090GALDH	AJY108GALDH AJY090GALDH	AJY108GALDH AJY108GALDH	AJY144GALDH AJY090GALDH	AJY144GALDH AJY108GALDH	AJY144GALDH AJY126GALDH	AJY144GALDH AJY144GALDH	AJY108GALDH AJY108GALDH AJY090GALDH	AJY108GALDH AJY108GALDH AJY108GALDH	AJY144GALDH AJY108GALDH AJY090GALDH	AJY144GALDH AJY108GALDH AJY108GALDH	AJY144GALDH AJY144GALDH AJY090GALDH	AJY144GALDH AJY144GALDH AJY108GALDH	AJY144GALDH AJY144GALDH AJY126GALDH	AJY144GALDH AJY144GALDH AJY126GALDH
Maximum connectable indoor units*1			17	21	26	30	34	39	43	47	52	56	60	64	64	64	64	64	64	64	64	64	64
Connectable capacity range of indoor units		kW	5.6 - 33.6	7.0 - 42.0	8.4 - 50.2	10.0 - 60.0	11.3 - 67.5	12.6 - 75.6	14.0 - 84.0	15.4 - 92.2	16.8 - 100.5	18.3 - 109.5	19.7 - 117.7	21.3 - 127.5	22.5 - 135.0	23.8 - 142.5	25.2 - 150.7	26.7 - 159.7	28.0 - 168.0	29.5 - 177.0	30.9 - 185.2	32.5 - 195.0	33.8 - 202.5
Power source			3-phase, 4-wire, 400V, 50Hz									3-phase, 4-wire, 400V, 50Hz											
Capacity	Cooling	kW	22.4	28.0	33.5	40.0	45.0	50.4	56.0	61.5	67.0	73.0	78.5	85.0	90.0	95.0	100.5	106.5	112.0	118.0	123.5	130.0	135.0
	Nominal Heating		22.4	28.0	33.5	40.0	42.0	50.4	56.0	61.5	67.0	70.0	75.5	82.0	84.0	95.0	100.5	103.5	109.0	112.0	117.5	124.0	126.0
	Max. Heating		25.0	31.5	37.5	45.0	48.0	56.5	63.0	69.0	75.0	79.5	85.5	93.0	96.0	106.5	112.5	117.0	123.0	127.5	133.5	141.0	144.0
Input power	Cooling	kW	6.26	9.53	11.89	13.16	16.71	15.79	19.06	21.42	23.78	26.24	28.60	29.87	33.42	33.31	35.67	38.13	40.49	42.95	45.31	46.58	50.13
	Nominal Heating		5.37	7.38	9.16	10.80	11.81	12.75	14.76	16.54	18.32	19.19	20.97	22.61	23.62	25.70	27.48	28.35	30.13	31.00	32.78	34.42	35.43
	Max. Heating		6.25	8.96	11.48	13.95	14.98	15.21	17.92	20.44	22.96	23.94	26.46	28.93	29.96	31.92	34.44	35.42	37.94	38.92	41.44	43.91	44.94
EER	Cooling	W/W	3.57	2.93	2.81	3.03	2.69	3.19	2.94	2.87	2.82	2.78	2.74	2.85	2.69	2.85	2.82	2.79	2.77	2.75	2.73	2.79	2.69
COP	Nominal Heating		4.17	3.79	3.65	3.70	3.55	3.95	3.79	3.72	3.66	3.65	3.60	3.63	3.56	3.70	3.66	3.65	3.62	3.61	3.58	3.60	3.56
	Max. Heating		4.00	3.51	3.26	3.22	3.20	-	-	-	-	-	-	-	-	-	-	-	-	-	-	-	-
SEER	Cooling		7.15	6.69	6.70	6.87	6.33	6.92	6.69	6.70	6.70	6.51	6.52	6.60	6.33	6.70	6.70	6.57	6.58	6.45	6.45	6.51	6.33
SCOP	Heating		3.58	3.60	3.65	3.99	4.07	3.59	3.60	3.63	3.65	3.84	3.86	4.03	4.07	3.63	3.65	3.77	3.79	3.91	3.93	4.04	4.07
ηc	Cooling	%	283.0	264.6	265.0	271.8	250.2	273.8	264.6	264.8	265.0	257.4	257.6	261.0	250.2	264.9	265.0	259.9	260.1	255.0	255.1	257.4	250.2
ηh	Heating		140.2	141.0	143.0	156.6	159.8	140.6	141.0	142.0	143.0	150.4	151.4	158.2	159.8	142.3	143.0	147.9	148.6	153.5	154.2	158.7	159.8
Air flow rate	High	m^3/h	11,100 / 11,100	11,100 / 11,100	11,100 / 11,100	13,000 / 13,000	13,000 / 13,000	11,100x2 / 11,100x2	11,100x2 / 11,100x2	11,100x2 / 11,100x2	11,100x2 / 11,100x2	13,000+11,100 / 13,000+11,100	13,000+11,100 / 13,000+11,100	13,000x2 / 13,000x2	13,000x2 / 13,000x2	11,100x3 / 11,100x3	11,100x3 / 11,100x3	13,000+11,100x2 / 13,000+11,100x2	13,000+11,100x2 / 13,000+11,100x2	13,000x2 / 13,000x2	13,000x2 / 13,000x2	13,000x3 / 13,000x3	13,000x3 / 13,000x3
Sound pressure level*2/ Power level	Cooling	dB(A)	56 / 77	58 / 78	59 / 79	60 / 82	61 / 82	60	61	62	62	63	63	64	64	63	64	64	65	65	65	65	66
	Heating		58 / 79	59 / 79	63 / 82	62 / 83	63 / 83	62	62	64	66	64	66	66	66	67	68	67	68	67	68	67	68
Max. External static pressure		Pa	80	80	80	80	80	80	80	80	80	80	80	80	80	80	80	80	80	80	80	80	80
Compressor motor output		kW	7.5	7.5	7.5	11.0	11.0	7.5 × 2	7.5 × 2	7.5 × 2	7.5 × 2	11.0 + 7.5	11.0 + 7.5	11.0 × 2	11.0 × 2	7.5 × 3	7.5 × 3	11.0 + 7.5 × 2	11.0 + 7.5 × 2	11.0 × 2 + 7.5	11.0 × 2 + 7.5	11.0 × 3	11.0 × 3
Heat exchanger fin			Blue fin	Blue fin	Blue fin	Blue fin	Blue fin	Blue fin	Blue fin	Blue fin	Blue fin	Blue fin	Blue fin	Blue fin	Blue fin	Blue fin	Blue fin	Blue fin	Blue fin	Blue fin	Blue fin	Blue fin	Blue fin
Net Dimensions	Height	mm	1,690	1,690	1,690	1,690	1,690	1,690x2	1,690x2	1,690x2	1,690x2	1,690x2	1,690x2	1,690x2	1,690x2	1,690x3	1,690x3	1,690x3	1,690x3	1,690x3	1,690x3	1,690x3	1,690x3
	Width		930	930	930	1,240	1,240	930x2	930x2	930x2	930x2	1,240+930	1,240+930+1,690	1,240x2	1,240x2	930x3	930x3	1,240+930x2	1,240+930x2	1,240x2	1,240x2	1,240x3	1,240x3
	Depth		765	765	765	765	765	765x2	765x2	765x2	765x2	765x2	765x2	765x2	765x2	765x3	765x3	765x3	765x3	765x3	765x3	765x3	765x3
Weight		kg	262	262	262	286	286	262|262	262|262	262|262	262|262	286|262	286|262	286|286	286|286	262|262|262	262|262|262	286|262|262	286|262|262	286|286|262	286|286|262	286|286|286	286|286|286
Refrigerant	Type (Global Warming Potential)		R410A (2,088)	R410A (2,088)	R410A (2,088)	R410A (2,088)	R410A (2,088)	R410A (2,088)	R410A (2,088)	R410A (2,088)	R410A (2,088)	R410A (2,088)	R410A (2,088)	R410A (2,088)	R410A (2,088)	R410A (2,088)	R410A (2,088)	R410A (2,088)	R410A (2,088)	R410A (2,088)	R410A (2,088)	R410A (2,088)	R410A (2,088)
	Charge	kg (CO2eq-T)	11.8 (24.638)	11.8 (24.638)	11.8 (24.638)	11.8 (24.638)	11.8 (24.638)	11.8 x 2 (24.638 x 2)	11.8 x 2 (24.638 x 2)	11.8 x 2 (24.638 x 2)	11.8 x 2 (24.638 x 2)	11.8 x 2 (24.638 x 2)	11.8 x 2 (24.638 x 2)	11.8 x 2 (24.638 x 2)	11.8 x 2 (24.638 x 2)	11.8 x 3 (24.638 x 3)	11.8 x 3 (24.638 x 3)	11.8 x 3 (24.638 x 3)	11.8 x 3 (24.638 x 3)	11.8 x 3 (24.638 x 3)	11.8 x 3 (24.638 x 3)	11.8 x 3 (24.638 x 3)	11.8 x 3 (24.638 x 3)
Connection pipe diameter	Liquid	mm	12.70	12.70	12.70	12.70	12.70	15.88	15.88	15.88	15.88	15.88	15.88	19.05	19.05	19.05	19.05	19.05	19.05	19.05	19.05	19.05	19.05
	Discharge Gas		15.88	19.05	19.05	22.22	22.22	22.22	22.22	28.58	28.58	28.58	28.58	28.58	28.58	28.58	28.58	34.92	34.92	34.92	34.92	34.92	34.92
	Suction Gas		22.22	22.22	28.58	28.58	28.58	28.58	28.58	34.92	34.92	34.92	34.92	34.92	34.92	34.92	41.27	41.27	41.27	41.27	41.27	41.27	41.27
Operating Range	Cooling	°CDB	-10 to 46	-10 to 46	-10 to 46	-10 to 46	-10 to 46	-10 to 46	-10 to 46	-10 to 46	-10 to 46	-10 to 46	-10 to 46	-10 to 46	-10 to 46	-10 to 46	-10 to 46	-10 to 46	-10 to 46	-10 to 46	-10 to 46	-10 to 46	-10 to 46
	Heating		-20 to 21	-20 to 21	-20 to 21	-20 to 21	-20 to 21	-20 to 21	-20 to 21	-20 to 21	-20 to 21	-20 to 21	-20 to 21	-20 to 21	-20 to 21	-20 to 21	-20 to 21	-20 to 21	-20 to 21	-20 to 21	-20 to 21	-20 to 21	-20 to 21
	Cooling/Heating		-10 to 21	-10 to 21	-10 to 21	-10 to 21	-10 to 21	-10 to 21	-10 to 21	-10 to 21	-10 to 21	-10 to 21	-10 to 21	-10 to 21	-10 to 21	-10 to 21	-10 to 21	-10 to 21	-10 to 21	-10 to 21	-10 to 21	-10 to 21	-10 to 21

Energy Efficiency Combination

Rated capacity range		HP	16	22	24	26	28	30	32	34	36	38	40	42	44
Model name			AJY144GALDHH	AJY198GALDHH	AJY216GALDHH	AJY234GALDHH	AJY252GALDHH	AJY270GALDHH	AJY288GALDHH	AJY306GALDHH	AJY324GALDHH	AJY342GALDHH	AJY360GALDHH	AJY378GALDHH	AJY396GALDHH
Unit 1 Unit 2 Unit 3			AJY072GALDH AJY072GALDH	AJY126GALDH AJY072GALDH	AJY072GALDH AJY072GALDH AJY072GALDH	AJY090GALDH AJY072GALDH AJY072GALDH	AJY090GALDH AJY090GALDH AJY072GALDH	AJY090GALDH AJY090GALDH AJY090GALDH	AJY126GALDH AJY090GALDH AJY072GALDH	AJY126GALDH AJY090GALDH AJY090GALDH	AJY126GALDH AJY126GALDH AJY072GALDH	AJY126GALDH AJY126GALDH AJY090GALDH	AJY144GALDH AJY126GALDH AJY090GALDH	AJY126GALDH AJY126GALDH AJY126GALDH	AJY144GALDH AJY126GALDH AJY126GALDH
Maximum connectable indoor units*1			34	47	52	56	60	64	64	64	64	64	64	64	64
Connectable capacity range of indoor units		kW	11.2 - 67.2	15.6 - 93.6	16.8 - 100.8	18.2 - 109.2	19.6 - 117.6	21.0 - 126.0	22.6 - 135.6	24.0 - 144.0	25.6 - 153.6	27.0 - 162.0	28.3 - 169.5	30.0 - 180.0	31.3 - 187.5
Power source			3-phase, 4-wire, 400V, 50Hz						3-phase, 4-wire, 400V, 50Hz						
Capacity	Cooling	kW	44.8	62.4	67.2	72.8	78.4	84.0	90.4	96.0	102.4	108.0	113.0	120.0	125.0
	Nominal Heating		44.8	62.4	67.2	72.8	78.4	84.0	90.4	96.0	102.4	108.0	110.0	120.0	122.0
	Max. Heating		50.0	70.0	75.0	81.5	88.0	94.5	101.5	108.0	115.0	121.5	124.5	135.0	138.0
Input power	Cooling	kW	12.52	19.42	18.78	22.05	25.32	28.59	28.95	32.22	32.58	35.85	39.40	39.48	43.03
	Nominal Heating		10.74	16.17	16.11	18.12	20.13	22.14	23.55	25.56	26.97	28.98	29.99	32.40	33.41
	Max. Heating		12.50	20.20	18.75	21.46	24.17	26.88	29.16	31.87	34.15	36.86	37.89	41.85	42.88
EER	Cooling	W/W	3.58	3.21	3.58	3.30	3.10	2.94	3.12	2.98	3.14	3.01	2.87	3.04	2.90
COP	Nominal Heating		4.17	3.86	4.17	4.02	3.89	3.79	3.84	3.76	3.80	3.73	3.67	3.70	3.65
	Max. Heating		-	-	-	-	-	-	-	-	-	-	-	-	-
SEER	Cooling		7.15	7.01	7.15	7.00	6.84	6.69	6.90	6.75	6.96	6.81	6.63	6.87	6.69
SCOP	Heating		3.58	3.79	3.58	3.59	3.59	3.60	3.72	3.73	3.85	3.86	3.89	3.99	4.02
ηc	Cooling	%	283.0	277.4	283.0	276.9	270.7	264.6	273.1	267.0	275.5	269.4	262.2	271.8	264.6
ηh	Heating		140.2	148.4	140.2	140.5	140.7	141.0	145.9	146.2	151.1	151.4	152.5	156.6	157.7
Air flow rate	High	m^3/h	11,100x2 / 11,100x2	13,000+11,100 / 13,000+11,100	11,100x3 / 11,100x3	11,100x3 / 11,100x3	11,100x3 / 11,100x3	11,100x3 / 11,100x3	13,000+11,100x2 / 13,000+11,100x2	13,000+11,100x2 / 13,000+11,100x2	13,000x2 / 13,000x2	13,000x2 / 13,000x2	13,000x2 / 13,000x2	13,000x3 / 13,000x3	13,000x3 / 13,000x3
Sound pressure level*2/ Power level	Cooling	dB(A)	59	61	61	62	62	63	63	64	64	64	65	65	65
	Heating		61	63	63	63	63	64	65	65	66	66	66	67	67
Max. External static pressure		Pa	80	80	80	80	80	80	80	80	80	80	80	80	80
Compressor motor output		kW	7.5 × 2	11.0 + 7.5	7.5 × 3	7.5 × 3	7.5 × 3	7.5 × 3	11.0 + 7.5 × 2	11.0 + 7.5 × 2	11.0 × 2 + 7.5	11.0 × 2 + 7.5	11.0 × 2 + 7.5	11.0 × 3	11.0 × 3
Heat exchanger fin			Blue fin	Blue fin	Blue fin	Blue fin	Blue fin	Blue fin	Blue fin	Blue fin	Blue fin	Blue fin	Blue fin	Blue fin	Blue fin
Net Dimensions	Height	mm	1,690x2	1,690x2	1,690x3	1,690x3	1,690x3	1,690x3	1,690x3	1,690x3	1,690x3	1,690x3	1,690x3	1,690x3	1,690x3
	Width		930x2	1,240+930+1,690	930x3	930x3	930x3	930x3	1,240+930x2	1,240+930x2	1,240x2	1,240x2	1,240x2	1,240x3	1,240x3
	Depth		765x2	765x2	765x3	765x3	765x3	765x3	765x3	765x3	765x3	765x3	765x3	765x3	765x3
Weight		kg	262|262	286|262	262|262|262	262|262|262	262|262|262	262|262|262	286|262|262	286|286|262	286|286|262	286|286|262	286|286|262	286|286|286	286|286|286
Refrigerant	Type (Global Warming Potential)		R410A (2,088)	R410A (2,088)	R410A (2,088)	R410A (2,088)	R410A (2,088)	R410A (2,088)	R410A (2,088)	R410A (2,088)	R410A (2,088)	R410A (2,088)	R410A (2,088)	R410A (2,088)	R410A (2,088)
	Charge	kg (CO2eq-T)	11.8 x 2 (24.638 x 2)	11.8 x 2 (24.638 x 2)	11.8 x 3 (24.638 x 3)	11.8 x 3 (24.638 x 3)	11.8 x 3 (24.638 x 3)	11.8 x 3 (24.638 x 3)	11.8 x 3 (24.638 x 3)	11.8 x 3 (24.638 x 3)	11.8 x 3 (24.638 x 3)	11.8 x 3 (24.638 x 3)	11.8 x 3 (24.638 x 3)	11.8 x 3 (24.638 x 3)	11.8 x 3 (24.638 x 3)
Connection pipe diameter	Liquid	mm	12.70	15.88	15.88	15.88	15.88	19.05	19.05	19.05	19.05	19.05	19.05	19.05	19.05
	Discharge Gas		22.22	28.58	28.58	28.58	28.58	28.58	28.58	28.58	28.58	34.92	34.92	34.92	34.92
	Suction Gas		28.58	34.92	34.92	34.92	34.92	34.92	34.92	34.92	41.27	41.27	41.27	41.27	41.27
Operating Range	Cooling	°CDB	-10 to 46	-10 to 46	-10 to 46	-10 to 46	-10 to 46	-10 to 46	-10 to 46	-10 to 46	-10 to 46	-10 to 46	-10 to 46	-10 to 46	-10 to 46
	Heating		-20 to 21	-20 to 21	-20 to 21	-20 to 21	-20 to 21	-20 to 21	-20 to 21	-20 to 21	-20 to 21	-20 to 21	-20 to 21	-20 to 21	-20 to 21
	Cooling/Heating		-10 to 21	-10 to 21	-10 to 21	-10 to 21	-10 to 21	-10 to 21	-10 to 21	-10 to 21	-10 to 21	-10 to 21	-10 to 21	-10 to 21	-10 to 21

Note: Specifications are based on the following conditions.
Cooling: Indoor temperature of 27°CDB/19°CWB, and outdoor temperature of 35°CDB/24°CWB.
Heating: Indoor temperature of 20°CDB/(15°CWB), and outdoor temperature of 7°CDB/6°CWB.
Pipe length: 7.5 m; Height difference between outdoor unit and indoor unit: 0 m.

When cooling operation is be conducted at an outdoor air temperature below -5°C, the outdoor unit must be installed in a position that is higher than or equal to that of the indoor units.
* These specifications are determined by ducted combination.
* Multiple outdoor units are not certified by Eurovent.

*1: Minimum connectable indoor unit number is 2.
*2: The noise level is the value measured in an anechoic room. When measured in an actual installation, the measured value is typically larger than the indicated value due to ambient noise and reflections.

*3: If the capacity range of the connectable indoor units is between 25% and 49.9%, do not open the three-way valve except for the unit to be operated. In addition, do not connect the power line.

REFRIGERANT R410A

Heat Pump
Modular type

VRF V-IV

System configuration example

- Suitable for air conditioning midsize and large buildings. Connecting each outdoor unit makes it possible to create a high-capacity system.
- Multiple indoor units are connected with separation tubes and headers.

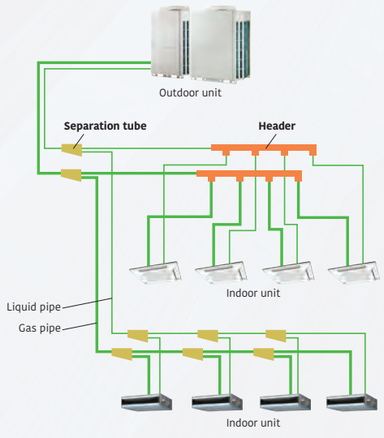

Intelligent Refrigerant Control

General is proposing outdoor units equipped with refrigerant control function.
The refrigerant control operates with suitable control corresponding to the heat load of the room and offers a more comfortable environment. The refrigerant control can also provide increased energy savings.

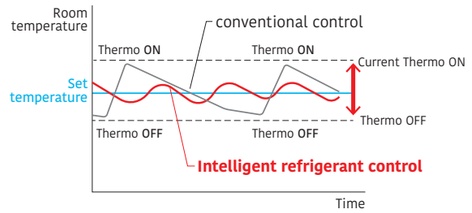

The thermostat is turned on and off less frequently than under conventional control to maintain the room temperature at the target temperature.
Compared to conventional control, the compressor will run longer, thus saving energy.

* The improvements due to the control and the actual sine wave vary depending on the combination of the indoor unit and system operating conditions.

Efficiency in Actual Operating Conditions

The use of our proprietary heat exchanger structure and high-efficiency DC twin-rotary compressors achieves the class-leading coefficient of performance (COP) in every combination.

Space saving combination

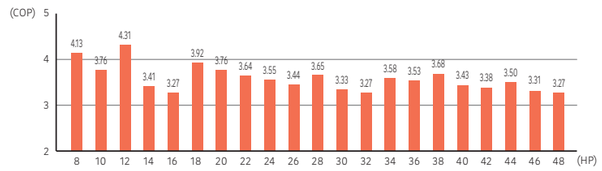

Energy efficiency combination

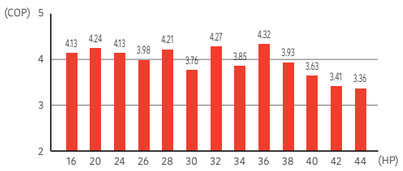

* These specifications are determined by Cassette combination.

*Multiple outdoor units are not certified by Eurovent.

The Energy-Saving Technology that Boosted Operation Efficiency



Powerful large propeller fan
The fan uses CFD* technology to achieve both high performance and low noise operation. *CFD: Computational Fluid Dynamics

3-phase DC fan motor
The use of a DC fan motor with sophisticated driver control improves energy efficiency substantially. In addition, low noise is realized by the DC fan motor.

Sine-wave DC inverter control
High-efficiency is realized by the adoption of reduced switching loss IPM.

4-face heat exchanger
The 4-face heat exchanger increases the effective surface area and significantly improves heat-exchanging efficiency.

Subcooloing heat exchanger
High heat exchange efficiency is achieved by using an internal projection-shape double-pipe construction.

High-efficient, large-capacity DC twin-rotary compressor
Large-capacity high-efficient DC twin-rotary compressor with excellent intermediate capability.

Front intake port (Corner cut air inlet structure)
In multiple outdoor unit installations, the unique front intake design improves airflow into the heat exchanger.

Outdoor units lineup • Combinations other than those listed below are not recommended.

Space saving combination

22.4 kW (8 HP)	28.0 kW (10 HP)	33.5 kW (12 HP)	40.0 kW (14 HP)	45.0 kW (16 HP)
AJY072LALDH UNIT: AJY072LALDH	AJY090LALDH UNIT: AJY090LALDH	AJY108LALDH UNIT: AJY108LALDH	AJY126LALDH UNIT: AJY126LALDH	AJY144LALDH UNIT: AJY144LALDH
50.4 kW (18 HP)	56.0 kW (20 HP)	62.4 kW (22 HP)	68.0 kW (24 HP)	73.0 kW (26 HP)
AJY162LALDH UNIT: AJY090/072LALDH	AJY180LALDH UNIT: AJY090/090LALDH	AJY198LALDH UNIT: AJY126/072LALDH	AJY216LALDH UNIT: AJY126/090LALDH	AJY234LALDH UNIT: AJY144/090LALDH
78.5 kW (28 HP)	85.0 kW (30 HP)	90.0 kW (32 HP)	95.4 kW(34 HP)	101.0 kW (36 HP)
AJY252LALDH UNIT: AJY144/108LALDH	AJY270LALDH UNIT: AJY144/126LALDH	AJY288LALDH UNIT: AJY144/144LALDH	AJY306LALDH UNIT: AJY144/090/072LALDH	AJY324LALDH UNIT: AJY144/090/090LALDH
106.5 kW (38 HP)	113.0 kW (40 HP)	118.0 kW (42 HP)	123.5 kW (44 HP)	130.0 kW (46 HP)
AJY342LALDH UNIT: AJY144/108/090LALDH	AJY360LALDH UNIT: AJY144/126/090LALDH	AJY378LALDH UNIT: AJY144/144/090LALDH	AJY396LALDH UNIT: AJY144/144/108LALDH	AJY414LALDH UNIT: AJY144/144/126LALDH
135.0 kW (48 HP)				
AJY432LALDH UNIT: AJY144/144/144LALDH				

Energy efficiency combination

44.8 kW (16 HP)	55.9 kW (20 HP)	67.2 kW (24 HP)	72.8 kW (26 HP)	78.3 kW (28 HP)
AJY144LALDHH UNIT: AJY072/072LALDH	AJY180LALDHH UNIT: AJY108/072LALDH	AJY216LALDHH UNIT: AJY072/072/072LALDH	AJY234LALDHH UNIT: AJY090/072/072LALDH	AJY252LALDHH UNIT: AJY108/072/072LALDH
84.8 kW (30 HP)	89.4 kW (32 HP)	95.9 kW (34 HP)	100.5 kW (36 HP)	107.0 kW (38 HP)
AJY270LALDHH UNIT: AJY126/072/072LALDH	AJY288LALDHH UNIT: AJY108/108/072LALDH	AJY306LALDHH UNIT: AJY126/108/072LALDH	AJY324LALDHH UNIT: AJY108/108/108LALDH	AJY342LALDHH UNIT: AJY126/108/108LALDH
113.5 kW (40 HP)	120.0 kW (42 HP)	125.0 kW (44 HP)		
AJY360LALDHH UNIT: AJY126/126/108LALDH	AJY378LALDHH UNIT: AJY126/126/126LALDH	AJY396LALDHH UNIT: AJY144/126/126LALDH		

8, 10 HP: AJY072LALDH / AJY090LALDH
12, 14, 16 HP: AJY108LALDH / AJY126LALDH / AJY144LALDH

8, 10 HP　　12, 14, 16 HP

Dimensions

(Unit: mm)

8, 10 HP

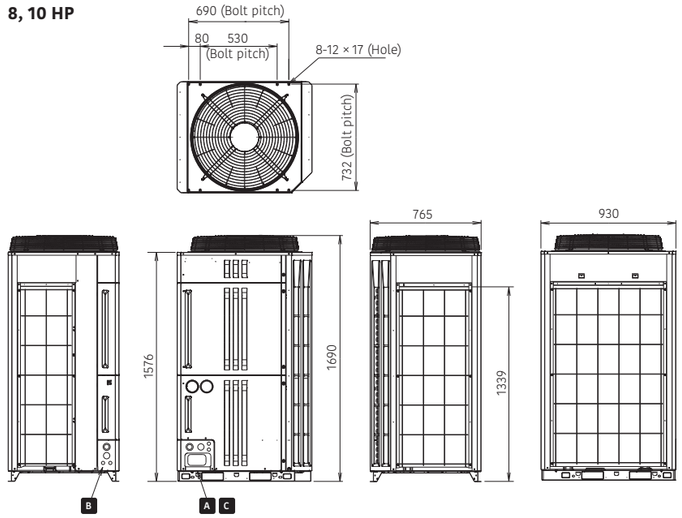

12, 14, 16 HP

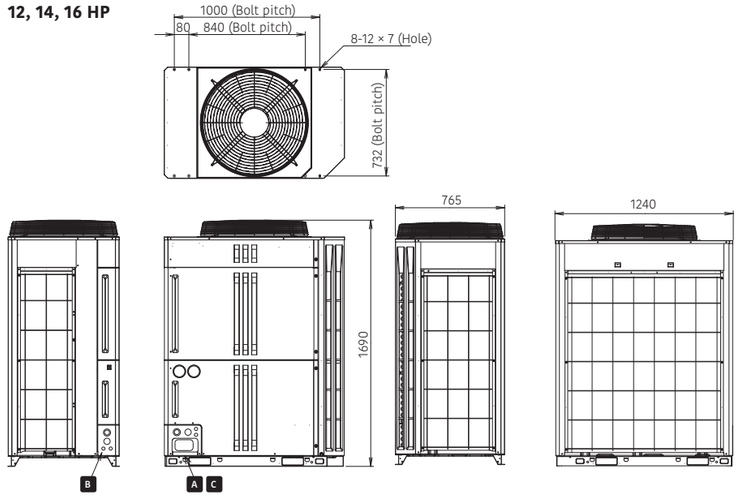

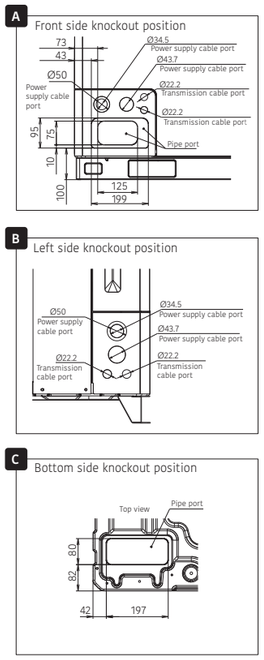

Outdoor unit specifications

Space saving combination

Rated capacity range		HP	8	10	12	14	16	18	20	22	24	26	28	30	32	34	36	38	40	42	44	46	48
Model name			AJY072LALDH	AJY090LALDH	AJY108LALDH	AJY126LALDH	AJY144LALDH	AJY162LALDH	AJY180LALDH	AJY198LALDH	AJY216LALDH	AJY234LALDH	AJY252LALDH	AJY270LALDH	AJY288LALDH	AJY306LALDH	AJY324LALDH	AJY342LALDH	AJY360LALDH	AJY378LALDH	AJY396LALDH	AJY414LALDH	AJY432LALDH
Unit 1 Unit 2 Unit 3			AJY072LALDH	AJY090LALDH	AJY108LALDH	AJY126LALDH	AJY144LALDH	AJY090LALDH AJY072LALDH	AJY090LALDH AJY090LALDH	AJY126LALDH AJY072LALDH	AJY126LALDH AJY090LALDH	AJY144LALDH AJY090LALDH	AJY144LALDH AJY108LALDH	AJY144LALDH AJY126LALDH	AJY144LALDH AJY144LALDH	AJY144LALDH AJY090LALDH AJY072LALDH	AJY144LALDH AJY090LALDH AJY090LALDH	AJY144LALDH AJY108LALDH AJY090LALDH	AJY144LALDH AJY126LALDH AJY090LALDH	AJY144LALDH AJY144LALDH AJY090LALDH	AJY144LALDH AJY144LALDH AJY108LALDH	AJY144LALDH AJY144LALDH AJY126LALDH	AJY144LALDH AJY144LALDH AJY144LALDH
Maximum connectable indoor units*1			17	21	26	30	34	39	43	47	52	56	60	64	64	64	64	64	64	64	64	64	64
Connectable capacity range of indoor units		kW	11.2 - 33.6	14.0 - 42.0	16.8 - 50.2	20.0 - 60.0	22.5 - 67.5	25.2 - 75.6	28.0 - 84.0	31.2 - 93.6	34.0 - 102.0	36.5 - 109.5	39.3 - 117.7	42.5 - 127.5	45.0 - 135.0	47.7 - 143.1	50.5 - 151.5	53.3 - 159.7	56.5 - 169.5	59.0 - 177.0	61.8 - 185.2	65.0 - 195.0	67.5 - 202.5
Power source			3-phase, 4-wire, 400V, 50Hz									3-phase, 4-wire, 400V, 50Hz											
Capacity	Cooling	kW	22.4	28.0	33.5	40.0	45.0	50.4	56.0	62.4	68.0	73.0	78.5	85.0	90.0	95.4	101.0	106.5	113.0	118.0	123.5	130.0	135.0
	Nominal Heating		22.4	28.0	33.5	40.0	45.0	50.4	56.0	62.4	68.0	73.0	78.5	85.0	90.0	95.4	101.0	106.5	113.0	118.0	123.5	130.0	135.0
	Max. Heating		25.0	31.5	37.5	45.0	48.0	56.5	63.0	70.0	76.5	79.5	85.5	93.0	96.0	104.5	111.0	117.0	124.5	127.5	133.5	141.0	144.0
Input power	Cooling	kW	5.95	9.06	9.54	13.18	16.74	15.01	18.12	19.13	22.24	25.80	26.28	29.92	33.48	31.75	34.86	35.34	38.98	42.54	43.02	46.66	50.22
	Nominal Heating		5.42	7.44	7.76	11.74	13.76	12.86	14.88	17.16	19.18	21.20	21.52	25.50	27.52	26.62	28.64	28.96	32.94	34.96	35.28	39.26	41.28
	Max. Heating		6.26	8.98	9.48	14.00	15.02	15.24	17.96	20.26	22.98	24.00	24.50	29.02	30.04	30.26	32.98	33.48	38.00	39.02	39.52	44.04	45.06
EER	Cooling	W/W	3.76	3.09	3.51	3.03	2.68	3.36	3.09	3.26	3.06	2.83	2.99	2.84	2.69	3.00	2.90	3.01	2.90	2.77	2.87	2.79	2.69
COP	Nominal Heating		4.13	3.76	4.31	3.41	3.27	3.92	3.76	3.64	3.55	3.44	3.65	3.33	3.27	3.58	3.53	3.68	3.43	3.38	3.50	3.31	3.27
	Max. Heating		3.99	3.50	3.95	3.21	3.19	-	-	-	-	-	-	-	-	-	-	-	-	-	-	-	-
SEER	Cooling		7.09	6.65	7.33	6.77	6.23	6.87	6.65	6.93	6.71	6.44	6.78	6.50	6.23	6.66	6.51	6.74	6.55	6.37	6.60	6.41	6.23
SCOP	Heating		3.63	3.64	3.97	3.86	3.95	3.64	3.64	3.75	3.75	3.80	3.96	3.91	3.95	3.74	3.74	3.85	3.82	3.85	3.96	3.92	3.95
ηc	Cooling	%	280.6	263.0	290.2	267.8	246.2	271.8	263.0	274.2	265.4	254.6	268.2	257.0	246.2	263.3	257.4	266.5	259.0	251.8	260.9	253.4	246.2
ηh	Heating		142.2	142.6	155.8	151.4	155.0	142.4	142.6	146.8	147.0	148.8	155.4	153.2	155.0	146.6	146.7	151.1	149.7	150.9	155.3	153.8	155.0
Air flow rate	High	m^3/h	11,100 / 11,100	11,100 / 11,100	13,000 / 13,000	13,000 / 13,000	13,700 / 13,700	11,100x2 / 11,100x2	11,100x2 / 11,100x2	13,000+11,100 / 13,000+11,100	13,000+11,100 / 13,000+11,100	13,700+11,100 / 13,700+11,100	13,700+13,000 / 13,700+13,000	13,700+13,000 / 13,700+13,000	13,700x2 / 13,700x2	13,700+11,100x2 / 13,700+11,100x2	13,700+11,100x2 / 13,700+11,100x2	13,700+13,000+11,100 / 13,700+13,000+11,100	13,700+13,000+11,100 / 13,700+13,000+11,100	13,700x2 / 13,700x2	13,700x2 / 13,700x2	13,700x2 / 13,700x2	13,700x3 / 13,700x3
Sound pressure level*2/ Power level	Cooling	dB(A)	58 / 79	58 / 79	58 / 81	62 / 84	63 / 86	61	61	63	63	64	64	66	66	65	65	65	66	67	67	67	68
	Heating		59 / 80	60 / 81	60 / 83	64 / 85	65 / 87	63	63	65	65	66	66	68	68	67	67	67	68	69	69	69	70
Max. External static pressure		Pa	82	82	82	82	82	82	82	82	82	82	82	82	82	82	82	82	82	82	82	82	82
Compressor motor output		kW	7.5	7.5	11.0	11.0	11.0	7.5 × 2	7.5 × 2	11.0 + 7.5	11.0 + 7.5	11.0 + 7.5	11.0 × 2	11.0 × 2	11.0 × 2	11.0 × 2 + 7.5	11.0 × 2 + 7.5	11.0 × 2 + 7.5	11.0 × 2 + 7.5	11.0 × 2 + 7.5	11.0 × 3	11.0 × 3	11.0 × 3
Heat exchanger fin			Blue fin	Blue fin	Blue fin	Blue fin	Blue fin	Blue fin	Blue fin	Blue fin	Blue fin	Blue fin	Blue fin	Blue fin	Blue fin	Blue fin	Blue fin	Blue fin	Blue fin	Blue fin	Blue fin	Blue fin	Blue fin
Net Dimensions	Height	mm	1,690	1,690	1,690	1,690	1,690	1,690x2	1,690x2	1,690x2	1,690x2	1,690x2	1,690x2	1,690x2	1,690x2	1,690x3	1,690x3	1,690x3	1,690x3	1,690x3	1,690x3	1,690x3	1,690x3
	Width		930	930	1,240	1,240	1,240	930x2	930x2	1,240+930	1,240+930	1,240+930	1,240x2	1,240x2	1,240x2	1,240+930x2	1,240+930x2	1,240x2	1,240x2	1,240x2	1,240x3	1,240x3	1,240x3
	Depth		765	765	765	765	765	765x2	765x2	765x2	765x2	765x2	765x2	765x2	765x2	765x3	765x3	765x3	765x3	765x3	765x3	765x3	765x3
Weight		kg	252	252	275	275	275	252|252	252|252	275|252	275|252	275|252	275|275	275|275	275|275	275|252|252	275|252|252	275|275|252	275|275|252	275|275|252	275|275|275	275|275|275	275|275|275
Refrigerant	Type (Global Warming Potential)		R410A (2,088)	R410A (2,088)	R410A (2,088)	R410A (2,088)	R410A (2,088)	R410A (2,088)	R410A (2,088)	R410A (2,088)	R410A (2,088)	R410A (2,088)	R410A (2,088)	R410A (2,088)	R410A (2,088)	R410A (2,088)	R410A (2,088)	R410A (2,088)	R410A (2,088)	R410A (2,088)	R410A (2,088)	R410A (2,088)	R410A (2,088)
	Charge	kg (CO2eq-T)	11.7 (24.430)	11.7 (24.430)	11.8 (24.638)	11.8 (24.638)	11.8 (24.638)	11.7 x 2 (24.430 x 2)	11.7 x 2 (24.430 x 2)	11.8 + 11.7 (24.638 + 24.430)	11.8 + 11.7 (24.638 + 24.430)	11.8 + 11.7 (24.638 + 24.430)	11.8 x 2 (24.638 x 2)	11.8 x 2 (24.638 x 2)	11.8 x 2 (24.638 x 2)	11.8 + 11.7 x 2 (24.638 + 24.430 x 2)	11.8 + 11.7 x 2 (24.638 + 24.430 x 2)	11.8 x 2 (24.638 x 2)	11.8 x 2 (24.638 x 2)	11.8 x 2 (24.638 x 2)	11.8 x 3 (24.638 x 3)	11.8 x 3 (24.638 x 3)	11.8 x 3 (24.638 x 3)
Connection pipe diameter	Liquid	mm	12.70	12.70	12.70	12.70	12.70	15.88	15.88	15.88	15.88	15.88	15.88	19.05	19.05	19.05	19.05	19.05	19.05	19.05	19.05	19.05	19.05
	Gas		22.22	22.22	28.58	28.58	28.58	28.58	28.58	34.92	34.92	34.92	34.92	34.92	34.92	34.92	41.27	41.27	41.27	41.27	41.27	41.27	41.27
Operating Range	Cooling	°CDB	-15 to 46	-15 to 46	-15 to 46	-15 to 46	-15 to 46	-5 to 46	-5 to 46	-5 to 46	-5 to 46	-5 to 46	-5 to 46	-5 to 46	-5 to 46	-5 to 46	-5 to 46	-5 to 46	-5 to 46	-5 to 46	-5 to 46	-5 to 46	-5 to 46
	Heating		-20 to 21	-20 to 21	-20 to 21	-20 to 21	-20 to 21	-20 to 21	-20 to 21	-20 to 21	-20 to 21	-20 to 21	-20 to 21	-20 to 21	-20 to 21	-20 to 21	-20 to 21	-20 to 21	-20 to 21	-20 to 21	-20 to 21	-20 to 21	-20 to 21

Energy Efficiency Combination

Rated capacity range		HP	16	20	24	26	28	30	32	34	36	38	40	42	44
Model name			AJY144LALDHH	AJY180LALDHH	AJY216LALDHH	AJY234LALDHH	AJY252LALDHH	AJY270LALDHH	AJY288LALDHH	AJY306LALDHH	AJY324LALDHH	AJY342LALDHH	AJY360LALDHH	AJY378LALDHH	AJY396LALDHH
Unit 1 Unit 2 Unit 3			AJY072LALDH AJY072LALDH	AJY108LALDH AJY072LALDH	AJY072LALDH AJY072LALDH AJY072LALDH	AJY090LALDH AJY072LALDH AJY072LALDH	AJY108LALDH AJY072LALDH AJY072LALDH	AJY126LALDH AJY072LALDH AJY072LALDH	AJY108LALDH AJY108LALDH AJY072LALDH	AJY126LALDH AJY108LALDH AJY072LALDH	AJY108LALDH AJY108LALDH AJY108LALDH	AJY126LALDH AJY108LALDH AJY108LALDH	AJY126LALDH AJY126LALDH AJY108LALDH	AJY126LALDH AJY126LALDH AJY126LALDH	AJY144LALDH AJY126LALDH AJY126LALDH
Maximum connectable indoor units*1			34	43	52	56	60	64	64	64	64	64	64	64	64
Connectable capacity range of indoor units		kW	22.4 - 67.2	28.0 - 83.8	33.6 - 100.8	39.2 - 109.2	42.4 - 127.2	44.7 - 134.1	48.0 - 143.8	50.3 - 150.7	53.5 - 160.5	56.8 - 170.2	60.0 - 180.0	62.5 - 187.5	
Power source			3-phase, 4-wire, 400V, 50Hz						3-phase, 4-wire, 400V~, 50Hz						
Capacity	Cooling	kW	44.8	55.9	67.2	72.8	78.3	84.8	89.4	95.9	100.5	107.0	113.5	120.0	125.0
	Nominal Heating		44.8	55.9	67.2	72.8	78.3	84.8	89.4	95.9	100.5	107.0	113.5	120.0	125.0
	Max. Heating		50.0	62.5	75.0	81.5	87.5	95.0	100.0	107.5	112.5	120.0	127.5	135.0	138.0
Input power	Cooling	kW	11.90	15.49	17.85	20.96	21.44	25.08	25.03	28.67	28.62	32.26	35.90	39.54	43.10
	Nominal Heating		10.84	13.18	16.26	18.28	18.60	22.58	20.94	24.92	23.28	27.26	31.24	35.22	37.24
	Max. Heating		12.52	15.74	18.78	21.50	22.00	26.52	25.22	29.74	28.44	32.96	37.48	42.00	43.02
EER	Cooling	W/W	3.76	3.61	3.76	3.47	3.65	3.38	3.57	3.34	3.51	3.32	3.16	3.03	2.90
COP	Nominal Heating		4.13	4.24	4.13	3.98	4.21	3.76	4.27	3.85	4.32	3.93	3.63	3.41	3.36
	Max. Heating		-	-	-	-	-	-	-	-	-	-	-	-	-
SEER	Cooling		7.09	7.21	7.09	6.94	7.17	6.98	7.25	7.06	7.33	7.14	6.96	6.77	6.59
SCOP	Heating		3.63	3.80	3.63	3.63	3.74	3.71	3.86	3.82	3.97	3.93	3.90	3.86	3.89
ηc	Cooling	%	280.6	285.4	280.6	274.7	283.8	276.3	287.0	279.5	290.2	282.7	275.3	267.8	260.6
ηh	Heating		142.2	149.0	142.2	142.3	146.7	145.3	151.3	149.8	155.8	154.3	152.9	151.4	152.6
Air flow rate	High	m^3/h	11,100x2 / 11,100x2	13,000+11,100 / 13,000+11,100	11,100x3 / 11,100x3	11,100x3 / 11,100x3	13,000+11,100x2 / 13,000+11,100x2	13,000+11,100x2 / 13,000+11,100x2	13,000x2 / 13,000x2	13,000x2 / 13,000x2	13,000x3 / 13,000x3	13,000x3 / 13,000x3	13,000x3 / 13,000x3	13,000x3 / 13,000x3	13,700+13,000x2 / 13,700+13,000x2
Sound pressure level*2/ Power level	Cooling	dB(A)	61	61	63	63	63	65	63	65	63	65	66	67	67
	Heating		62	63	64	64	64	66	64	66	65	67	68	69	69
Max. External static pressure		Pa	82	82	82	82	82	82	82	82	82	82	82	82	82
Compressor motor output		kW	7.5 × 2	11.0 + 7.5	7.5 × 3	7.5 × 3	11.0 + 7.5 × 2	11.0 + 7.5 × 2	11.0 × 2 + 7.5	11.0 × 2 + 7.5	11.0 × 3	11.0 × 3	11.0 × 3	11.0 × 3	11.0 × 3
Heat exchanger fin			Blue fin	Blue fin	Blue fin	Blue fin	Blue fin	Blue fin	Blue fin	Blue fin	Blue fin	Blue fin	Blue fin	Blue fin	Blue fin
Net Dimensions	Height	mm	1,690x2	1,690x2	1,690x3	1,690x3	1,690x3	1,690x3	1,690x3	1,690x3	1,690x3	1,690x3	1,690x3	1,690x3	1,690x3
	Width		930x2	1,240+930+1,690	930x3	930x3	1,240+930x2	1,240+930x2	1,240x2	1,240x2	1,240x3	1,240x3	1,240x3	1,240x3	1,240x3
	Depth		765x2	765x2	765x3	765x3	765x3	765x3	765x3	765x3	765x3	765x3	765x3	765x3	765x3
Weight		kg	252|252	275|252	252|252|252	252|252|252	275|252|252	275|252|252	275|275|252	275|275|252	275|275|275	275|275|275	275|275|275	275|275|275	275|275|275
Refrigerant	Type (Global Warming Potential)		R410A (2,088)	R410A (2,088)	R410A (2,088)	R410A (2,088)	R410A (2,088)	R410A (2,088)	R410A (2,088)	R410A (2,088)	R410A (2,088)	R410A (2,088)	R410A (2,088)	R410A (2,088)	R410A (2,088)
	Charge	kg (CO2eq-T)	11.7 x 2 (24.430 x 2)	11.8 + 11.7 (24.638 + 24.430)	11.7 x 3 (24.430 x 3)	11.7 x 3 (24.430 x 3)	11.8 + 11.7 x 2 (24.638 + 24.430 x 2)	11.8 + 11.7 x 2 (24.638 + 24.430 x 2)	11.8 x 2 (24.638 x 2)	11.8 x 2 (24.638 x 2)	11.8 x 3 (24.638 x 3)	11.8 x 3 (24.638 x 3)	11.8 x 3 (24.638 x 3)	11.8 x 3 (24.638 x 3)	11.8 x 3 (24.638 x 3)
Connection pipe diameter	Liquid	mm	12.70	15.88	15.88	15.88	15.88	19.05	19.05	19.05	19.05	19.05	19.05	19.05	19.05
	Gas		28.58	28.58	34.92	34.92	34.92	34.92	34.92	34.92	41.27	41.27	41.27	41.27	41.27
Operating Range	Cooling	°CDB	-5 to 46	-5 to 46	-5 to 46	-5 to 46	-5 to 46	-5 to 46	-5 to 46	-5 to 46	-5 to 46	-5 to 46	-5 to 46	-5 to 46	-5 to 46
	Heating		-20 to 21	-20 to 21	-20 to 21	-20 to 21	-20 to 21	-20 to 21	-20 to 21	-20 to 21	-20 to 21	-20 to 21	-20 to 21	-20 to 21	-20 to 21

Note: Specifications are subject to the following conditions:
Cooling: Indoor temperature of 27°CDB/19°CWB, and outdoor temperature of 35°CDB/24°CWB.
Heating: Indoor temperature of 20°CDB/(15°CWB), and outdoor temperature of 7°CDB/6°CWB.
Pipe length: 7.5 m; Height difference between outdoor unit and indoor unit: 0 m.

When cooling operation is be conducted at an outdoor air temperature below -5°C,
the outdoor unit must be installed in a position that is higher than or equal to that of the indoor units.
*These specifications are determined by ducted combination.
*Multiple outdoor units are not certified by Eurovent.

*1 Minimum connectable indoor unit number is 2.
However, the ARXC72 and ARXC90 can be used with a signal connection.
*2 The noise level is the value measured in an anechoic room.

When measured in an actual installation, the measured value is typically larger than the indicated value due to ambient noise and reflections.
* These specifications are determined by ducted combination.

REFRIGERANT R410A

VRF R410A INDOOR UNITS

5 types and 90 models available to meet the requirements of any building design.

Indoor units for the VRF Systems are compact, highly efficient, quiet, and user-friendly. General offers a variety of types and capacities for its indoor units that are easy to install and maintain. In addition, a variety of optional parts are available to provide an even more desirable air conditioning experience to users.

V-126 VRF Indoor Unit Lineup for J-IVS, J-IV, J-IVL, VR-IV, V-IV

Cassette

V-128 Compact type
V-130 Circular Flow Range – Slim type
V-132 Circular Flow Range – Large type
V-134 1-way Flow
V-136 3D Flow

Duct

V-138 Low Static Pressure Duct Mini Duct
V-140 Low Static Pressure Duct Slim Duct/Slim Concealed Floor
V-142 Low Static Pressure Duct
V-144 Medium Static Pressure Duct
V-146 High Static Pressure Duct

Floor, Ceiling

V-148 Compact Floor
V-150 Floor/Ceiling
V-152 Ceiling

Wall-Mounted

V-154 Wall-Mounted (EEV Internal/external)

VRF R410A Indoor Unit Lineup for J-IVS J-IV J-IVL VR-IV V-IV

Capacity range (kW)				1.1	2.2	2.8	3.6	4.0	4.5	5.6	7.1	9.0	10.0	11.2	12.5	14.0	18.0	22.4	25.0	28.0
Class				4	7	9	12	14	14	18	24	30	34	36	45	54	60	72	90	96
Cassette	Compact 4-way Flow			AUXB 004 GLEH	AUXB 007 GLEH	AUXB 009 GLEH	AUXB 012 GLEH		AUXB 014 GLEH	AUXB 018 GLEH	AUXB 024 GLEH									
	Circular Flow	Slim type								AUXM 018 GLEH	AUXM 024 GLEH	AUXM 030 GLEH								
		Large type								AUXK 018 GLEH	AUXK 024 GLEH	AUXK 030 GLEH	AUXK 034 GLEH	AUXK 036 GLEH	AUXK 045 GLEH	AUXK 054 GLEH				
	1-way Flow		004 - 012 014 - 024	AUXV 004 GLEH	AUXV 007 GLEH	AUXV 009 GLEH	AUXV 012 GLEH		AUXV 014 GLEH	AUXV 018 GLEH	AUXV 024 GLEH									
	3D Flow									AUXS 018 GLEH	AUXS 024 GLEH									
Duct	Mini Duct		004 - 014 018 024	ARXK 004 GLGH	ARXK 007 GLGH	ARXK 009 GLGH	ARXK 012 GLGH		ARXK 014 GLGH	ARXK 018 GLGH	ARXK 024 GLGH									
	Slim Duct		04/007 - 014 018 024	ARXD 04 GALH*2	ARXD 007 GLEH	ARXD 009 GLEH	ARXD 012 GLEH		ARXD 014 GLEH	ARXD 018 GLEH	ARXD 024 GLEH									
	Low Static Pressure High Efficiency*3									ARXP 018 GLFH		ARXP 030 GLFH								
	Medium static pressure										ARXA 024 GLEH	ARXA 030 GLEH		ARXA 036 GLEH	ARXA 045 GLEH					
	High Static Pressure		036/45 - 60 072 - 090 096											ARXC 036 GTEH	ARXC 045 GTEH		ARXC 060 GTEH*1	ARXC 072 GTEH*1	ARXC 090 GTEH*1	ARXC 096 GTEH*1
Floor	Standard (*Same as Ceiling models)						ABYA 012 GTEH		ABYA 014 GTEH	ABYA 018 GTEH	ABYA 024 GTEH									
	Slim Concealed Floor (*Same as Slim Duct models)		04/007 - 014 018 024	ARXD 04 GALH*2	ARXD 007 GLEH	ARXD 009 GLEH	ARXD 012 GLEH		ARXD 014 GLEH	ARXD 018 GLEH	ARXD 024 GLEH									
	Compact	EEV Internal		AGYA 004 GCGH	AGYA 007 GCGH	AGYA 009 GCGH	AGYA 012 GCGH	AGYA 014 GCGH												
Ceiling			012 - 024 030 - 054				ABYA 012 GTEH		ABYA 014 GTEH	ABYA 018 GTEH	ABYA 024 GTEH	ABYA 030 GTEH		ABYA 036 GTEH	ABYA 045 GTEH	ABYA 054 GTEH				
Wall-Mounted		EEV Internal	004 - 014 18 - 24 030 - 034	ASYA 004 GCGH	ASYA 007 GCGH	ASYA 009 GCGH	ASYA 012 GCGH	ASYA 014 GCGH		ASYA 18 GBCH	ASYA 24 GBCH	ASYA 030 GTEH	ASYA 034 GTEH							
		EEV External	004 - 014	ASYE 004 GCEH	ASYE 007 GCEH	ASYE 009 GCEH	ASYE 012 GCEH	ASYE 014 GCEH												
				This model requires the EV Kit to be connected.																

*1: ARXC060/072/090/096G cannot be connected to J-IVS/J-IV series.
*2: ARXD04GALH cannot be connected to J-IVS/J-IV/J-IVL/VR-IV series.
*3: Production by order
Specifications and design are subject to change without notice.

Cassette

Compact 4-way Flow

REFRIGERANT R410A

DC FAN

Compact and Stylish Panel

The compact and stylish panel fits nicely into a grid type ceiling. The linear design is a perfect fit into a grid of 620 mm × 620 mm in the ceiling.



Easy Maintenance

You can access the unit for maintenance just by removing a ceiling panel right next to the grille. As no inspection hole needs to be cut through the ceiling, no additional construction cost is incurred.



The air inlet grille can be installed to open in any direction for easy maintenance.

Flexible Maintenance

The unit fits nicely into the decor of a grid type ceiling and can be installed near a lighting or a ventilation opening.

High Ceiling Mode

The cassette can be installed up to a height of 3.0 m. (012/014/018/024).

Model code	Maximum height from floor to ceiling (m)	
	Standard mode	**High ceiling mode**
004	2.7	–
007	2.7	–
009	2.7	–
012	2.7	3.0
014	2.7	3.0
018	2.7	3.0
024	2.7	3.0

Model: AUXB004GLEH / AUXB007GLEH / AUXB009GLEH
AUXB012GLEH / AUXB014GLEH / AUXB018GLEH
AUXB024GLEH

Specifications

Model name			AUXB004GLEH	AUXB007GLEH	AUXB009GLEH	AUXB012GLEH	AUXB014GLEH	AUXB018GLEH	AUXB024GLEH
Power source			Single phase, 220-240V~, 50Hz						
Capacity	Cooling	kW	1.1	2.2	2.8	3.6	4.5	5.6	7.1
	Heating		1.3	2.8	3.2	4.1	5.0	6.3	8.0
Input power		W	23	25	25	29	35	36	84
Airflow rate	High	m^3/h	530/530	540	550	600	680	710	1,030
	Med-High		490/480	500	520	560	620	660	910
	Med		450/430	460	480	520	560	590	790
	Med-Low		420/380	420	440	480	500	520	680
	Low		390/340	390	400	430	440	460	560
	Quiet		350/300	350	350	390	390	400	450
Sound pressure level	High	dB(A)	34/34	34	35	37	38	41	50
	Med-High		32/31	32	33	34	37	39	46
	Med		30/29	30	31	33	34	36	43
	Med-Low		28/26	28	29	31	32	33	39
	Low		27/24	27	27	29	30	30	35
	Quiet		25/21	25	25	27	27	27	30
Net Dimensions (H × W × D)		mm	245 × 570 × 570	245 × 570 × 570	245 × 570 × 570	245 × 570 × 570	245 × 570 × 570	245 × 570 × 570	245 × 570 × 570
Weight		kg	14.5	15	15	15	15	17	17
Connection pipe diameter	Liquid (Flare)	mm	6.35	6.35	6.35	6.35	6.35	6.35	9.52
	Gas (Flare)		9.52	9.52	9.52	12.70	12.70	12.70	15.88
Drain Hose Diameter (I.D./O.D.)			25/32						
Cassette Grille	Model name		UTG-UFYE-W/UTG-UFYC-W						
	Net Dimensions (H × W × D)	mm	49 × 620 × 620/50 × 700 × 700						
	Weight	kg	2.3/2.6						

Note: Specifications are subject to the following conditions:
Cooling: Indoor temperature of 27°CDB/19°CWB, and outdoor temperature of 35°CDB/24°CWB.
Heating: Indoor temperature of 20°CDB/(15°CWB), and outdoor temperature of 7°CDB/6°CWB.
Pipe length: 7.5 m; Height difference between outdoor unit and indoor unit: 0 m. Voltage: 230 [V]
*1: This value is under cooling operation.

Optional parts

*For more details, please refer to the chapter "Control System List" and "Optional Parts List."

Air Outlet Shutter Plate:	UTR-YDZB	Cassette Grille:	UTG-UFYC-W, UTG-UFYE-W
Flesh Air Intake Kit:	UTZ-VXAA	External power supply unit:	UTZ-GXXA, UTZ-GXXC, UTZ-GXXD
Insulation Kit for high humidity:	UTZ-KXGC		
Silver Ion Filter:	UTD-HFAA	Remote Sensor Kit:	UTY-XSZXZ1

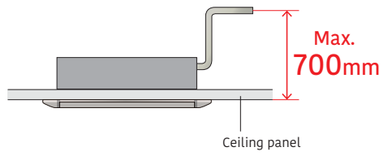

Dimensions

(Unit: mm)

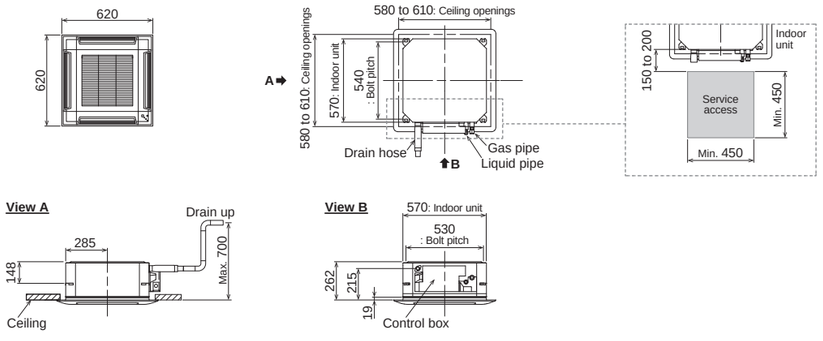

Cassette

Circular Flow

Slim

REFRIGERANT R410A

DC FAN

Unique Circular Flow Design

This Cassette type air conditioner is equipped with a high performance DC fan motor, a turbo fan, and a louver to propel powerful airflows in all directions.



Uniform Temperature Air Conditioning

Achieve a comfortable air conditioning spread to every corner of the room thanks to the circular flow and wide vertical airflow.

Individual Louver Control

Each louver can be set individually by the Touch panel wired remote controller so the user can enjoy the comfort of different directional airflows according to the room layout.

* UTY-RNRYZ6 / UTY-DCGYZ4 / UTY-RVRY only

Comfortable air conditioning by preventing direct blowing of cold air and by providing swinging air flow simultaneously.

Provides efficient air conditioning based on the room layout

The Occupancy Sensor Contributes to Further Energy Savings

Energy saving operation starts automatically by detecting the motion of a person. Two modes of save operation mode and stop mode can be selected.

* UTY-RNRYZ6 / UTY-DCGYZ4 / UTY-RVRY only

Occupancy sensor (Optional)

2 modes are available to choose from:

Auto economy mode	The air conditioner switches to operate on reduced power when it detects that the room is unoccupied.
Auto-off mode	The air conditioner stops operating when it detects that the room is unoccupied.

Model: AUXM018GLEH / AUXM024GLEH / AUXM030GLEH

Specifications

Model name			AUXM018GLEH	AUXM024GLEH	AUXM030GLEH
Power source			Single phase, 220-240V~, 50Hz		
Capacity	Cooling	kW	5.6	7.1	9.0
	Heating		6.3	8.0	10.0
Input power		W	20	25	49
Airflow rate	High	m^3/h	1,050	1,120	1,470
	Med-High		930	1,050	1,160
	Med		900	930	1,070
	Med-Low		870	900	930
	Low		810	870	900
	Quiet		780	780	780
Sound pressure level	High	dB(A)	33	35	40
	Med-High		32	33	36
	Med		31	32	34
	Med-Low		30	31	32
	Low		29	30	31
	Quiet		28	28	28
Dimensions (H × W × D)		mm	246 × 840 × 840		
Weight		kg	24.0	24.5	24.5
Connection pipe diameter	Liquid (Flare)	mm	6.35	9.52	9.52
	Gas (Flare)		12.70	15.88	15.88
Drain Hose Diameter (I.D./O.D.)			25/32		
Cassette Grille	Model name		UTG-UKYC-W/UTG-UKYA-B		
	Dimensions (H × W × D)	mm	53 × 950 × 950		
	Weight	kg	6.0		

Note: Specifications are subject to the following conditions:
Cooling: Indoor temperature of 27°CDB/19°CWB, and outdoor temperature of 35°CDB/24°CWB.
Heating: Indoor temperature of 20°CDB/(15°CWB), and outdoor temperature of 7°CDB/6°CWB.
Pipe length: 7.5 m; Height difference between outdoor unit and indoor unit: 0 m. Voltage: 230 [V].
When AUX*018GLEH is connected to an outdoor unit other than one of the J-IVL series, the pipe diameter should be Ø9.52/Ø15.88 mm (Liquid/Gas).
When connecting AUXK036GLEH, AUXK045GLEH, and AUXK054GLEH to an outdoor unit other than the outdoor unit of the J-IVL series, the gas pipe diameter should be Ø19.05 mm.

Optional parts

*For more details, please refer to the chapter "Control System List" and "Optional Parts List."

Occupancy Sensor Kit:	UTY-SHZXC	Air Outlet Shutter Plate:	UTR-YDZK	Silver Ion Filter:	UTD-HFRA
Wide Panel:	UTG-AKXA-W	Insulation Kit for high humidity:	UTZ-KXRA	Remote Sensor Kit:	UTY-XSZXZ1
Panel Spacer:	UTG-BKXA-W	Cassette Grille:	UTG-UKYC-W, UTG-UKYA-B	External power supply unit:	UTZ-GXXA, UTZ-GXXC, UTZ-GXXD
Fresh Air Intake Kit:	UTZ-VXRA				

Dimensions

(Unit: mm)

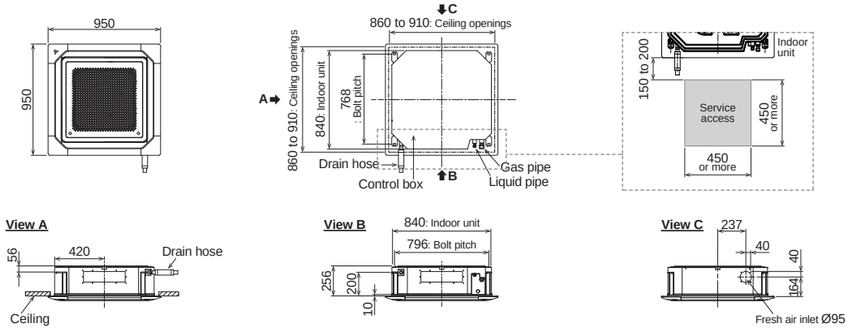

Cassette

Circular Flow

Large

REFRIGERANT R410A

DC FAN

Unique Circular Flow Design

This Cassette type air conditioner is equipped with a high performance DC fan motor, a turbo fan, and a louver to propel powerful airflows in all directions.



Uniform Temperature Air Conditioning

Achieve a comfortable air conditioning spread to every corner of the room thanks to the circular flow and wide vertical airflow.

Individual Louver Control

Each louver can be set individually by the Touch panel wired remote controller so the user can enjoy the comfort of different directional airflows according to the room layout.

* UTY-RNRYZ6 / UTY-DCGYZ4 / UTY-RVRY only

Comfortable air conditioning by preventing direct blowing of cold air and by providing swinging air flow simultaneously.



Provides efficient air conditioning based on the room layout

The Occupancy Sensor Contributes to Further Energy Savings

Energy saving operation starts automatically by detecting the motion of a person. Two modes of save operation mode and stop mode can be selected.

* UTY-RNRYZ6 / UTY-DCGYZ4 / UTY-RVRY only

Occupancy sensor (Optional)

2 modes are available to choose from:

Auto economy mode	The air conditioner switches to operate on reduced power when it detects that the room is unoccupied.
Auto-off mode	The air conditioner stops operating when it detects that the room is unoccupied.

Model: AUXK018GLEH / AUXK024GLEH / AUXK030GLEH
AUXK034GLEH / AUXK036GLEH / AUXK045GLEH
AUXK054GLEH

Specifications

Model name			AUXK018GLEH	AUXK024GLEH	AUXK030GLEH	AUXK034GLEH	AUXK036GLEH	AUXK045GLEH	AUXK054GLEH
Power source			Single phase, 220-240V~, 50Hz						
Capacity	Cooling	kW	5.6	7.1	9.0	10.0	11.2	12.5	14.0
	Heating		6.3	8.0	10.0	11.2	12.5	14.0	16.0
Input power		W	40	40	47	47	61	89	116
Airflow rate	High	m^3/h	1,420	1,420	1,440	1,440	1,620	1,820	2,040
	Med-High		1,360	1,360	1,400	1,400	1,500	1,590	1,800
	Med		1,300	1,300	1,340	1,340	1,400	1,500	1,590
	Med-Low		1,270	1,270	1,300	1,300	1,340	1,400	1,440
	Low		1,200	1,200	1,280	1,280	1,280	1,300	1,300
	Quiet		1,150	1,150	1,150	1,150	1,150	1,150	1,150
Sound pressure level	High	dB(A)	38	38	39	39	41	44	47
	Med-High		37	37	38	38	40	42	45
	Med		36	36	37	37	38	40	42
	Med-Low		35	35	36	36	37	38	39
	Low		34	34	35	35	36	36	36
	Quiet		33	33	33	33	33	33	33
Dimensions (H × W × D)		mm	288 × 840 × 840						
Weight		kg	26.5	26.5	29.5	29.5	29.5	29.5	29.5
Connection pipe diameter	Liquid (Flare)	mm	6.35	9.52	9.52	9.52	9.52	9.52	9.52
	Gas (Flare)		12.70	15.88	15.88	15.88	15.88	15.88	15.88
Drain Hose Diameter (I.D./O.D.)			25/32						
Cassette Grille	Model name		UTG-UKYC-W/UTG-UKYA-B						
	Dimensions (H × W × D)	mm	53 × 950 × 950						
	Weight	kg	6.0						

Note: Specifications are subject to the following conditions:
Cooling: Indoor temperature of 27°CDB/19°CWB, and outdoor temperature of 35°CDB/24°CWB.
Heating: Indoor temperature of 20°CDB/(15°CWB), and outdoor temperature of 7°CDB/6°CWB.
Pipe length: 7.5 m; Height difference between outdoor unit and indoor unit: 0 m. Voltage: 230 [V].
When AUX*018GLEH is connected to an outdoor unit other than one of the J-IVL series, the pipe diameter should be Ø9.52/Ø15.88 mm (Liquid/Gas).
When connecting AUXK036GLEH, AUXK045GLEH, and AUXK054GLEH to an outdoor unit other than the outdoor unit of the J-IVL series, the gas pipe diameter should be Ø19.05 mm.

Optional parts

*For more details, please refer to the chapter "Control System List" and "Optional Parts List."

Occupancy Sensor Kit:	UTY-SHZXC	Air Outlet Shutter Plate:	UTR-YDZK	Silver Ion Filter:	UTD-HFRA
Wide Panel:	UTG-AKXA-W	Insulation Kit for high humidity:	UTZ-KXRA	Remote Sensor Kit:	UTY-XSZXZ1
Panel Spacer:	UTG-BKXA-W	Cassette Grille:	UTG-UKYC-W, UTG-UKYA-B	External power supply unit:	UTZ-GXXA, UTZ-GXXC, UTZ-GXXD
Fresh Air Intake Kit:	UTZ-VXRA				

Dimensions

(Unit: mm)

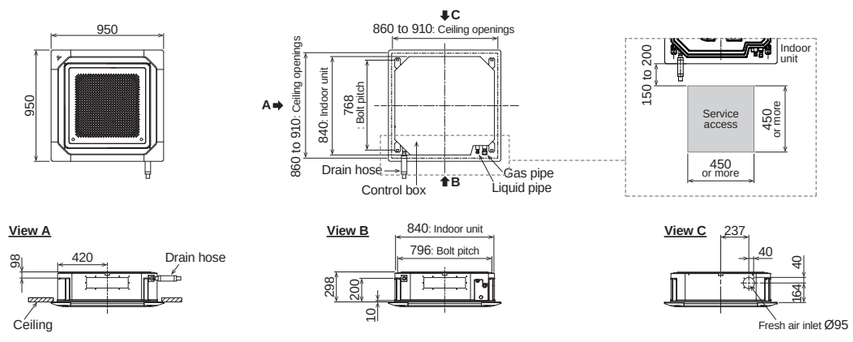

Cassette
1-way Flow

REFRIGERANT R410A

DC FAN

Compact Chassis Size

The compact size allows easy installation in a variety of commercial facilities and environments.

- The height of the chassis is less than 200 mm for all models.
- All 4 to 12 kBtu models are less than 1,000 mm wide.
- The depth of the chassis is 570 mm, which fits nicely into a grid type ceiling.

Dimensions (Panel size) (Unit: mm)

	4	7	9	12	14	18	24
H	198 (43)				198 (43)		
W	785 (950)				1,190 (1,360)		
D	570 (620)				570 (620)		



Wide Airflow Range

A large flap with a wide range of movements, equipped with louvers arranged triangularly, sends air into every corner of the room.



In cooling mode, the left/right airflow reaches every corner of the room without directly touching the human body to provide comfortable air conditioning.

In heating mode, warm air is directed downward toward the floor to warm the feet and lower body, while the head is kept relatively cool.

Note: This is a conceptual drawing. The performance of an air conditioner may vary depending on where it is installed, the size of the room, and its distance from the wall.

Quiet Mode

The low operating noise makes the model ideal for use in hotel rooms.

Model: AUXV004GLEH / AUXV007GLEH / AUXV009GLEH
AUXV012GLEH / AUXV014GLEH / AUXV018GLEH
AUXV024GLEH

AUXV004/007/009/012GLEH

AUXV014/018/024GLEH

Specifications

Model name			AUXV004GLEH	AUXV007GLEH	AUXV009GLEH	AUXV012GLEH	AUXV014GLEH	AUXV018GLEH	AUXV024GLEH
Power source			Single phase, 220-240V~, 50Hz						
Capacity	Cooling	kW	1.1	2.2	2.8	3.6	4.5	5.6	7.1
	Heating		1.3	2.8	3.2	4.0	5.0	6.3	8.0
Input power		W	30/30	42/42	42/42	60/60	38/38	56/56	99/99
Airflow rate*	High	m^3/h	460	550	550	670	720	890	1,150
	Med-High		440	440	440	520	660	840	1,020
	Med		420	420	420	480	630	770	940
	Med-Low		400	400	400	450	600	710	790
	Low		380	380	380	410	580	660	700
	Quiet		360	360	360	360	550	580	610
Sound pressure level*	High	dB(A)	38	42	42	45	37	44	49
	Med-High		37	37	37	41	36	43	47
	Med		36	36	36	39	35	40	45
	Med-Low		35	35	35	38	34	38	42
	Low		33	33	33	36	33	36	39
	Quiet		32	32	32	32	32	34	36
Net Dimensions (H × W × D)		mm	198 × 785 × 570	198 × 785 × 570	198 × 785 × 570	198 × 785 × 570	198 × 1,190 × 570	198 × 1,190 × 570	198 × 1,190 × 570
Weight		kg	18	19	19	19	26	26	27
Connection pipe diameter	Liquid (Flare)	mm	6.35	6.35	6.35	6.35	6.35	6.35	9.52
	Gas (Flare)		9.52	9.52	9.52	12.70	12.70	12.70	15.88
Drain Hose Diameter (I.D./O.D.)			25/32						
Cassette Grille	Model name		UTG-UNYA-W				UTG-UNYB-W		
	Net Dimensions (H × W × D)	mm	43 × 950 × 620				43 × 1,360 × 620		
	Weight	kg	6.5				8.5		

Note: Specifications are subject to the following conditions:
Cooling: Indoor temperature of 27°CDB/19°CWB, and outdoor temperature of 35°CDB/24°CWB.
Heating: Indoor temperature of 20°CDB/(15°CWB), and outdoor temperature of 7°CDB/6°CWB.
Pipe length: 7.5 m; Height difference between outdoor unit and indoor unit: 0 m. Voltage: 230 [V]

Optional parts

*For more details, please refer to the chapter "Control System List" and "Optional Parts List."

Cassette Grille: UTG-UNYA-W (004-012), UTG-UNYB-W (014-024)
External power supply unit: UTZ-GXXA, UTZ-GXXC, UTZ-GXXD
Remote sensor kit: UTY-XSZXZ1

Flexible Installation

The L-shaped pipe kit allows for more flexible installation. Equipped with a built-in drain pump as standard, which enables a maximum pipe height difference of 700 m from the ceiling.

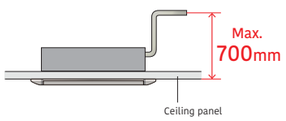

Dimensions

(Unit: mm)

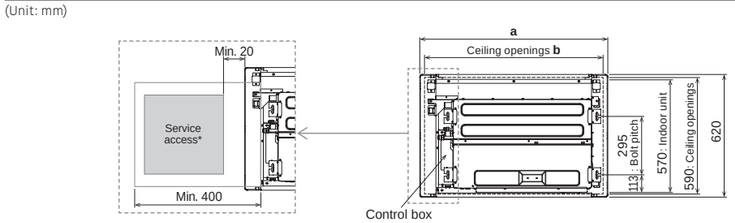

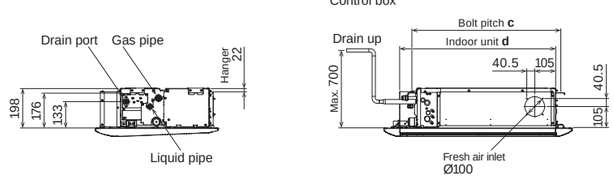

	AUXV 004 / 007 / 009 / 012 GLEH	AUXV 014 / 018 / 024 GLEH
a	950	1,360
b	920	1,330
c	752	1,152
d	785	1,190

*The design of the service access depends on the installation method. Refer to the installation manual for more information.

Cassette
3D Flow

REFRIGERANT R410A

DC FAN

3 Individually Controlled Air Outlet Ports

The Comfortable airflow setting enables the left and right air outlet ports as well as the wide center port to work together to provide a comfortable room environment.

Temperature distribution during cooling and heating (when set to Comfortable airflow)

Testing conditions: Model AUXS024GLEH running cooling operation with the air volume set to "Hi" to maintain the room temperature at 18°C with the outdoor temperature at 35°C, tested in our 40m² environmental test room

Testing conditions: Model AUXS024GLEH running heating operation with the air volume set to "Hi" to maintain the room temperature at 30°C with the outdoor temperature at 7°C, tested in our 40m² environmental test room

WORLD'S FIRST *1

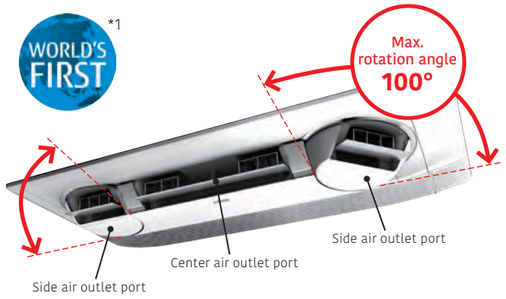

*1: Announced 2018. In the category of room air conditioners for the home (source: General Inc.).

Individual Airflow Setting

The individual airflow setting function optimizes the airflow direction to match the room layout.

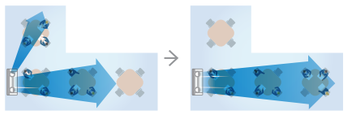

Adjusts airflows from the side air outlet ports to match the layout and usage of the room to minimize the amount of wasted airflow.

The airflow is optimally controlled to provide improved comfort in a narrow room.

Individual control of air outlet ports

Individual airflow can be set using a Wired remote controller with touch panel, Design type and Central remote controller*. The airflow from each air outlet port can be set individually.

Wired remote controller (Design type)
UTY-RVRY

Wired remote controller with Touch Panel
UTY-RNRYZ6

Central remote controller
UTY-DCGYZ4

* Feature available only on UTY-RNRYZ6 Wired remote controller with touch panel and UTY-DCGYZ4 Central remote controller

High Energy Saving

The structural design to take in a larger volume of air and blow air out more smoothly reduces air blowing loss and achieves class-leading energy-saving performance.

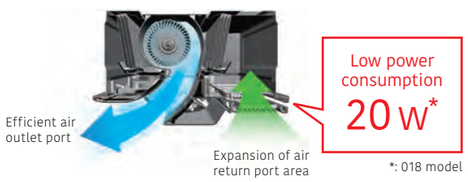

*: 018 model

Model: AUXS018GLEH / AUXS024GLEH

Specifications

Model name			AUXS018GLEH	AUXS024GLEH
Power source			Single phase, 220-240V~, 50Hz	
Capacity	Cooling	kW	5.60	7.10
	Heating		6.30	8.00
Input power		W	20/28	34/43
Airflow rate*	High	m^3/h	750/870	950/1,040
	Med-High		710/830	890/990
	Med		690/780	860/930
	Med-Low		660/740	810/880
	Low		630/700	770/840
	Quiet		540/540	540/540
Sound pressure level*	High	dB(A)	38/41	43/46
	Med-High		36/40	42/45
	Med		35/39	41/43
	Med-Low		35/37	40/42
	Low		33/36	38/40
	Quiet		29/29	29/29
Net Dimensions (H × W × D)		mm	200 × 1,240 × 500	200 × 1,240 × 500
Weight		kg	25	25
Connection pipe diameter	Liquid (Flare)	mm	6.35	9.52
	Gas (Flare)		12.70	15.88
Drain Hose Diameter (I.D./O.D.)			25/32	
Cassette Grille	Model name		UTG-USYA-W	
	Net Dimensions (H × W × D)	mm	85 × 1,350 × 580	
	Weight	kg	11.5	

Note: Specifications are subject to the following conditions:
Cooling: Indoor temperature of 27°CDB/19°CWB, and outdoor temperature of 35°CDB/24°CWB.
Heating: Indoor temperature of 20°CDB/(15°CWB), and outdoor temperature of 7°CDB/6°CWB.
Pipe length: 7.5 m; Height difference between outdoor unit and indoor unit: 0 m. Voltage: 230 [V]
*: Applicable to cooling and heating operation

Optional parts

*For more details, please refer to the chapter "Control System List" and "Optional Parts List."

Remote sensor kit: UTY-XSZXZ1
Cassette Grille: UTG-USYA-W
External power supply unit: UTZ-GXXA, UTZ-GXXC, UTZ-GXXD

Dimensions

(Unit: mm)

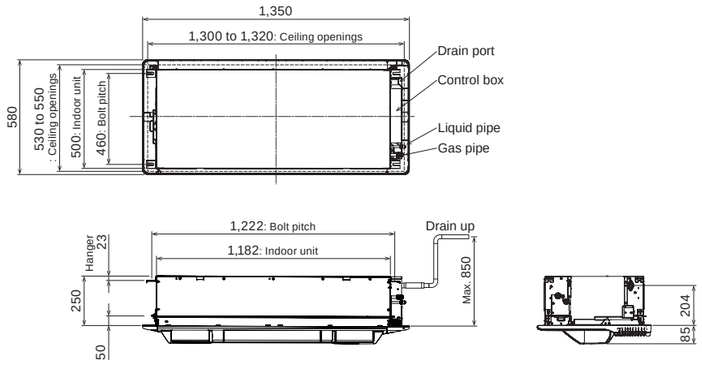

Mini Duct



REFRIGERANT R410A

DC FAN

Space Saving Design

- Fits into a space 198 mm high and 450 mm deep
- 30% smaller than previous-generation models
- Weighs 16 kg, 10% lighter

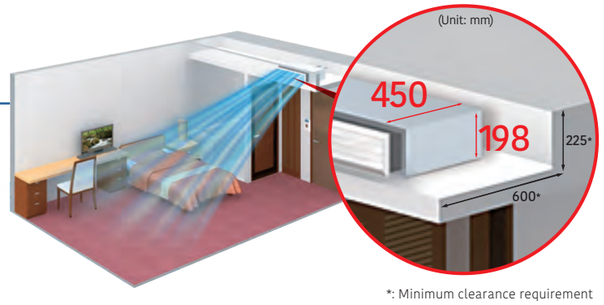

*: Minimum clearance requirement

Optimum Airflow Path and Low Noise Operation

The stabilized airflow reduces the noise level significantly.

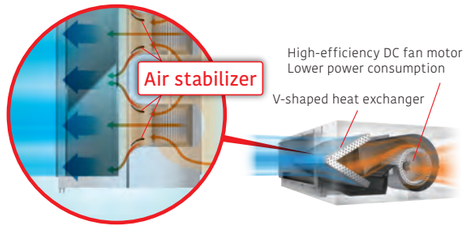

6-Speed Control*

Multistep airflow adjustment allows installation in a quiet location.

Low noise
20 dB(A)
at 04 model

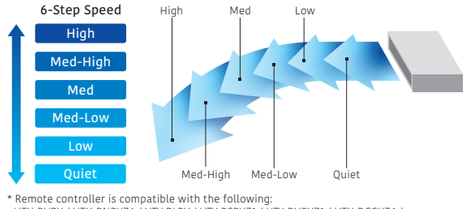

* Remote controller is compatible with the following:
UTY-RVRY / UTY-RNRYZ6 / UTY-RLRY / UTY-RSRYZ1 / UTY-RHRYZ1 / UTY-DCGYZ4 / UTY-ALGXZ1 / UTY-APGXZ1

Easy to Design and Maintain for Drain

Indoor unit design for easy maintenance Parts can be replaced from the side of the unit where maintenance is easier.

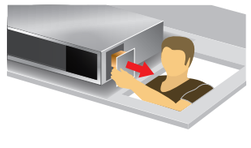

A drain pump is built into the unit as standard:

Parts can be accessed and replaced through the side of the unit for easy maintenance.

Model: ARXK004GLGH / ARXK007GLGH / ARXK009GLGH
ARXK012GLGH / ARXK014GLGH / ARXK018GLGH
ARXK024GLGH

ARXK004/007/009/012/014GLGH

ARXK018GLGH



ARXK024GLGH

Specifications

Model name			ARXK004GLGH	ARXK007GLGH	ARXK009GLGH	ARXK012GLGH	ARXK014GLGH	ARXK018GLGH	ARXK024GLGH
Power source			Single phase, 220-240V~, 50Hz						
Capacity	Cooling	kW	1.1	2.2	2.8	3.6	4.5	5.6	7.1
	Heating		1.3	2.8	3.2	4.0	5.0	6.3	8.0
Input power		W	26	28	28	35	66	73	80
Airflow rate	High	m^3/h	460	460	460	550	760	930	1,160
	Med-High		440	440	440	520	660	840	1,060
	Med		420	420	420	480	560	740	960
	Med-Low		400	400	400	450	490	640	860
	Low		370	370	370	410	410	540	750
	Quiet		340	340	340	340	340	470	610
Static pressure range		Pa	0 to 30	0 to 30	0 to 30	0 to 30	0 to 50	0 to 50	0 to 50
Standard static pressure			10	10	10	10	15	15	15
Sound pressure level	High	dB(A)	25	26	26	29	34	33	32
	Med-High		24	25	25	27	31	30	30
	Med		23	24	24	26	28	28	28
	Med-Low		22	23	23	25	26	26	27
	Low		21	22	22	24	24	24	25
	Quiet		20	21	21	22	22	22	22
Net Dimensions (H × W × D)		mm	198 × 700 × 450	198 × 700 × 450	198 × 700 × 450	198 × 700 × 450	198 × 700 × 450	198 × 900 × 450	198 × 1,100 × 450
Weight		kg	14.5	15.5	15.5	16	16	19	22.5
Connection pipe diameter	Liquid (Flare)	mm	6.35	6.35	6.35	6.35	6.35	6.35	9.52
	Gas (Flare)		9.52	9.52	9.52	12.70	12.70	12.70	15.88
Drain Hose Diameter (I.D./O.D.)			25/32						

Note: Specifications are subject to the following conditions:
Cooling: Indoor temperature of 27°CDB/19°CWB, and outdoor temperature of 35°CDB/24°CWB.
Heating: Indoor temperature of 20°CDB/(15°CWB), and outdoor temperature of 7°CDB/6°CWB.
Pipe length: 7.5 m; Height difference between outdoor unit and indoor unit: 0 m. Voltage: 230 [V].

Optional parts

*For more details, please refer to the chapter "Control System List" and "Optional Parts List."

Remote sensor unit: UTY-XSZXZ1
Silver Ion Filter: UTD-HFTA (004-014)
UTD-HFTB (018)
UTD-HFTC (024)

External power supply unit: UTZ-GXXA, UTZ-GXXC, UTZ-GXXD
Auto Louver Grille Kit: UTD-GXTA-W (004-014)
UTD-GXTB-W (018)
UTD-GXTC-W (024)

Auto Louver Grille Kit (Optional)

The slim design of the unit provides comfortable cooling and heating air conditioning over a wide area.
The optional automatic louver grille, which fits nicely into any interior decor, provides comfortable air conditioning (Optional)



Dimensions

(Unit: mm)

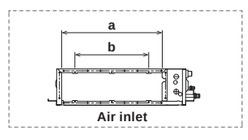

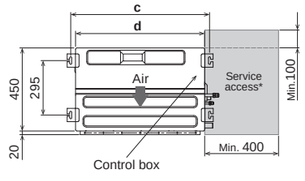

	ARXK 004-014GLGH	ARXK018GLGH	ARXK024GLGH
a	575	775	975
b	P200×2=400	P200×3=600	P200×4=800
c	752	952	1,152
d	700	900	1,100
e	650	850	1,050
f	P100×6=600	P100×8=800	P100×10=1,000

*The design of the service access depends on the installation method. Refer to the installation manual for more information.

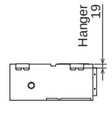

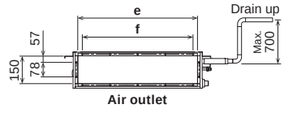

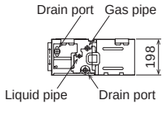

Slim Duct/ Slim Concealed Floor

REFRIGERANT R410A

DC FAN

Slim Design

Slim design allows for installation in a tight ceiling space.

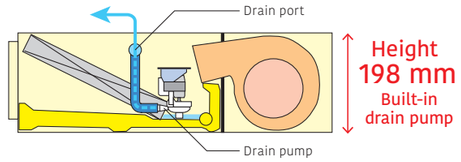

Air Intake

Air intake direction can be selected to match the installation site.

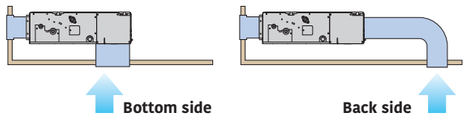

Flexible Installation

Ceiling concealed

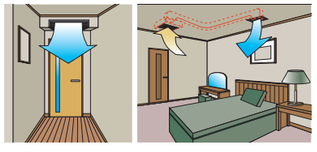

Floor concealed

Wide Range of Static Pressures

The use of a DC fan motor makes it possible to adjust the static pressure between 0 and 90 Pa.
The static pressure range can be changed by a remote controller.

Static pressure range
0 to 90 Pa

*024 model static pressure range is 0 to 50 Pa.

Filter (Accessory)

ARXD04/007/009/012/014/018 ARXD024

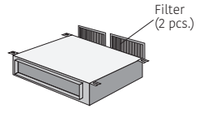

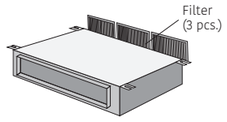

Model: ARXD04GALH / ARXD007GLEH / ARXD009GLEH
ARXD012GLEH / ARXD014GLEH / ARXD018GLEH
ARXD024GLEH



ARXD04GALH
ARXD007/009/012/014GLEH

ARXD018GLEH



ARXD024GLEH

Slim Concealed Floor

Specifications

Model name			ARXD04GALH*	ARXD007GLEH	ARXD009GLEH	ARXD012GLEH	ARXD014GLEH	ARXD018GLEH	ARXD024GLEH
Power source			Single phase, 220-240V~, 50Hz						
Capacity	Cooling	kW	1.1	2.2	2.8	3.6	4.5	5.6	7.1
	Heating		1.3	2.8	3.2	4.0	5.0	6.3	8.0
Input power		W	40	44	50	54	92	83	122
Airflow rate	High	m^3/h	510	550	600	600	800	940	1,330
	Med-High		-	480	510	530	680	820	1,140
	Med		400/470*1	440	460	490	600	730	1,020
	Med-Low		-	410	420	450	520	630	900
	Low		320/440*1	370	370	410	440	540	780
	Quiet		-	320	320	340	340	470	610
Static pressure range		Pa	0 to 90	0 to 90	0 to 90	0 to 90	0 to 90	0 to 90	0 to 50
Standard static pressure			25	25	25	25	25	25	25
Sound pressure level	High	dB(A)	26	28	29	30	34	34	35
	Med-High		-	26	27	28	32	31	31
	Med		21/25*1	25	25	27	30	29	29
	Med-Low		-	24	24	26	28	27	27
	Low		20/22*1	22	22	24	25	25	24
	Quiet		-	21	21	22	22	23	21
Net Dimensions (H × W × D)		mm	198 × 700 × 620	198 × 700 × 620	198 × 700 × 620	198 × 700 × 620	198 × 700 × 620	198 × 900 × 620	198 × 1,100 × 620
Weight		kg	17	17	17	18	18	22	26
Connection pipe diameter	Liquid (Flare)	mm	6.35	6.35	6.35	6.35	6.35	6.35	9.52
	Gas (Flare)		12.70	9.52	9.52	12.70	12.70	12.70	15.88
Drain Hose Diameter (I.D./O.D.)			25/32						

Note: Specifications are subject to the following conditions:
Cooling: Indoor temperature of 27°CDB/19°CWB, and outdoor temperature of 35°CDB/24°CWB.
Heating: Indoor temperature of 20°CDB/(15°CWB), and outdoor temperature of 7°CDB/6°CWB.
Pipe length: 7.5 m; Height difference between outdoor unit and indoor unit: 0 m. Voltage: 230 [V].
*1: This value is under cooling operation.
*: ARXD04GALH cannot be connected to J-IVS/J-IV/J-IVL/VR-IV series.

Optional parts

*For more details, please refer to the chapter "Control System List" and "Optional Parts List."

Remote sensor unit: UTY-XSZXZ1
Silver Ion Filter: UTD-HFTA (04, 007-014)
UTD-HFTB (018)
UTD-HFTC (024)

External power supply unit: UTZ-GXXA, UTZ-GXXC, UTZ-GXXD
Auto Louver Grille Kit: UTD-GXTA-W (04, 007-014)
UTD-GXTB-W (018)
UTD-GXTC-W (024)

Drain hose provided as an accessory.

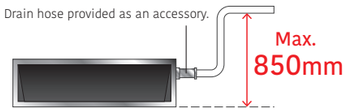

Dimensions

(Unit: mm)

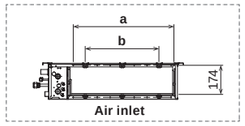

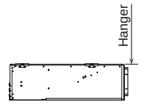

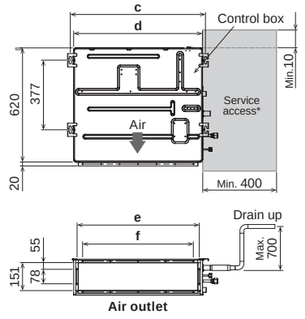

	ARXD04GALH ARXD 007-014GLEH	ARXD018GLEH	ARXD024GLEH
a	574	774	974
b	P200×2=400	P200×3=600	P200x4=800
c	734	934	1,134
d	700	900	1,100
e	650	850	1,050
f	P100×6=600	P100×8=800	P100×10=1,000

*The design of the service access depends on the installation method. Refer to the installation manual for more information.

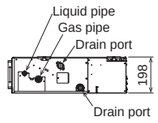

Duct

Low Static Pressure
High Efficiency

REFRIGERANT R410A

DC FAN

Slim & Compact Design

The slim and compact design of the indoor unit, with the control box mounted on the side, allows installation in narrow spaces.

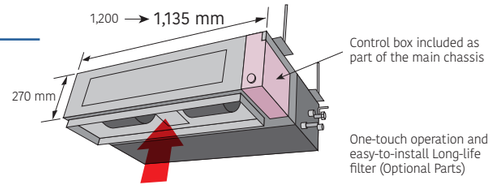

Easy Maintenance

Structural improvement has been developed by making the bottom panel in two pieces, front and rear. The internal fan casing is also manufactured in two pieces—upper and lower. The motor and fan can be easily accessed and maintained by removing the rear panel and the lower casing with the main chassis remaining in place.

See below for rear-suction type

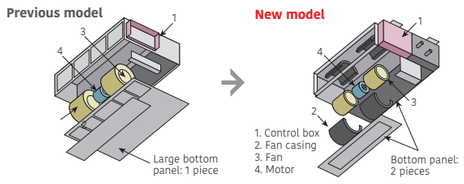

Installation Styles

Embedded in Ceiling

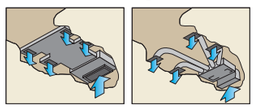

Hanging from Ceiling

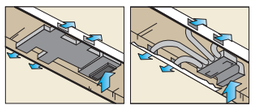

A Drain Pipe can be Installed on Either The Left or Right Side of The Unit

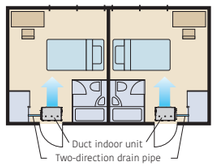

High-Efficiency DC Fan Motor Achieves Low-Energy Consumption

Improved motor efficiency from previous model.

024 model

030/036/045 model

Wide Range of Static Pressures

Static pressures can be changed in the range of 0 to 80 Pa.

Static pressure range
0 to 80 Pa

Model: ARXP018GLFH / ARXP030GLFH *** Production by order**



Specifications

Model name			ARXP018GLFH	ARXP030GLFH
Power source			Single phase, 220-240V~, 50Hz	
Capacity	Cooling	kW	5.6	9.0
	Heating		6.3	10.0
Input power		W	128	228
Airflow rate	High	m^3/h	1,540 / 1,440	1,940 / 1,660
	Med-High		1,460 / 1,380	1,810 / 1,580
	Med		1,380 / 1,320	1,680 / 1,510
	Med-Low		1,300 / 1,260	1,550 / 1,440
	Low		1,220 / 1,200	1,420 / 1,370
	Quiet		1,150 / 1,150	1,300 / 1,300
Static pressure range		Pa	0 to 80	0 to 80
Standard static pressure			40	50
Sound pressure level	High	dB(A)	35 / 34	39 / 36
	Med-High		34 / 32	38 / 35
	Med		32 / 31	36 / 34
	Med-Low		31 / 30	34 / 33
	Low		29 / 29	32 / 31
	Quiet		28 / 28	30 / 30
Net Dimensions (H × W × D)		mm	270 × 1,135 × 700	270 × 1,135 × 700
Weight		kg	40	40
Connection pipe diameter	Liquid (Flare)	mm	6.35	9.52
	Gas (Flare)		12.70	15.88
Drain Hose Diameter (I.D./O.D.)			25/32	

Note: Specifications are subject to the following conditions:
Cooling: Indoor temperature of 27°CDB/19°CWB, and outdoor temperature of 35°CDB/24°CWB.
Heating: Indoor temperature of 20°CDB/(15°CWB), and outdoor temperature of 7°CDB/6°CWB.
Pipe length: 7.5 m; Height difference between outdoor unit and indoor unit: 0 m. Voltage: 230 [V].

Optional parts

*For more details, please refer to the chapter "Control System List" and "Optional Parts List."

Long-life filter: UTD-LF25NA
Flange (square): UTD-SF045T
Flange (round): UTD-RF204

External power supply unit: UTZ-GXXA, UTZ-GXXC, UTZ-GXXD
Remote sensor unit: UTY-XSZXZ1

Drain pump unit: UTZ-PX1NBA
Silver Ion Filter: UTD-HFND

Dimensions

(Unit: mm)

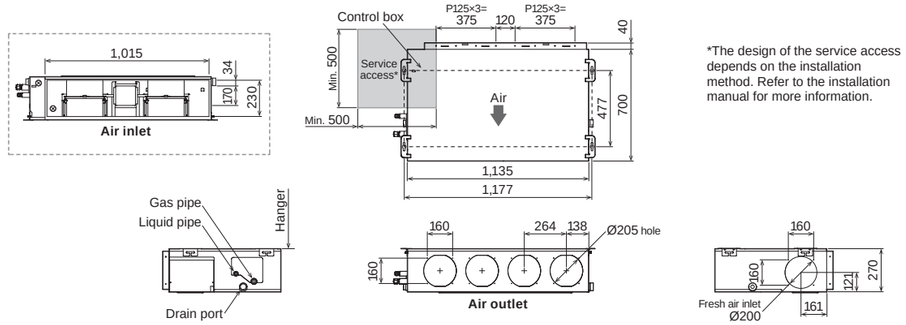

*The design of the service access depends on the installation method. Refer to the installation manual for more information.

Duct
Medium Static Pressure

REFRIGERANT R410A

DC FAN

Slim & Compact Design

The slim and compact design of the indoor unit, with the control box mounted on the side, allows installation in narrow spaces.

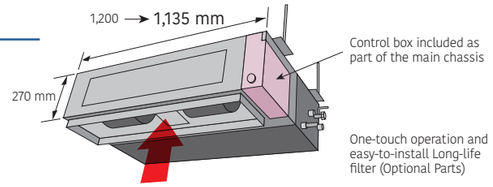

Easy Maintenance

Structural improvement has been developed by making the bottom panel in two pieces, front and rear. The internal fan casing is also manufactured in two pieces—upper and lower. The motor and fan can be easily accessed and maintained by removing the rear panel and the lower casing with the main chassis remaining in place.

See below for rear-suction type

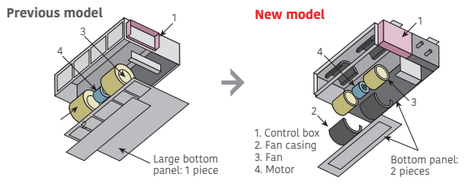

Installation Styles

Embedded in Ceiling

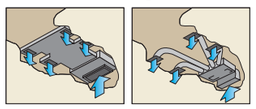

Hanging from Ceiling

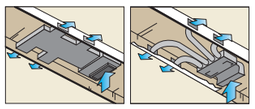

A Drain Pipe can be Installed on Either The Left or Right Side of The Unit

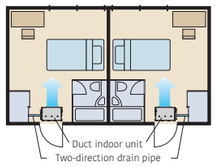

High-Efficiency DC Fan Motor Achieves Low-Energy Consumption.

Improved motor efficiency from previous model.

024 model

030/036/045 model

Wide Range of Static Pressures

Static pressures can be changed in the range of 0 to 150 Pa.

Static pressure range
0 to 150 Pa

Model: ARXA024GLEH / ARXA030GLEH / ARXA036GLEH / ARXA045GLEH



Specifications

Model name			ARXA024GLEH	ARXA030GLEH	ARXA036GLEH	ARXA045GLEH
Power source			Single phase, 220-240V~, 50Hz			
Capacity	Cooling	kW	7.1	9.0	11.2	12.5
	Heating		8.0	10.0	12.5	14.0
Input power		W	94	108	194	240
Airflow rate	High	m^3/h	1,280	1,410	1,840	1,970
	Med-High		1,180	1,350	1,750	1,910
	Med		1,090	1,280	1,660	1,860
	Med-Low		1,000	1,240	1,600	1,780
	Low		920	1,190	1,530	1,710
	Quiet		840	1,150	1,470	1,640
Static pressure range		Pa	0 to 150	0 to 150	0 to 150	0 to 150
Standard static pressure			40	50	50	60
Sound pressure level	High	dB(A)	31	34	37	41
	Med-High		29	33	36	40
	Med		27	32	35	38
	Med-Low		26	31	35	38
	Low		24	30	34	37
	Quiet		23	29	33	36
Net Dimensions (H × W × D)		mm	270 × 1,135 × 700	270 × 1,135 × 700	270 × 1,135 × 700	270 × 1,135 × 700
Weight		kg	36	40	40	40
Connection pipe diameter	Liquid (Flare)	mm	9.52	9.52	9.52	9.52
	Gas (Flare)		15.88	15.88	15.88	15.88
Drain Hose Diameter (I.D./O.D.)			25/32			

Note: Specifications are subject to the following conditions:
Cooling: Indoor temperature of 27°CDB/19°CWB, and outdoor temperature of 35°CDB/24°CWB.
Heating: Indoor temperature of 20°CDB/(15°CWB), and outdoor temperature of 7°CDB/6°CWB.
Pipe length: 7.5 m; Height difference between outdoor unit and indoor unit: 0 m. Voltage: 230 [V].

Optional parts

*For more details, please refer to the chapter "Control System List" and "Optional Parts List."

Long-life filter: UTD-LF25NA
Flange (square): UTD-SF045T
Flange (round): UTD-RF204

External power supply unit: UTZ-GXXA, UTZ-GXXC, UTZ-GXXD
Remote sensor unit: UTY-XSZXZ1

Drain pump unit: UTZ-PX1NBA
Silver Ion Filter: UTD-HFND

Dimensions

(Unit: mm)

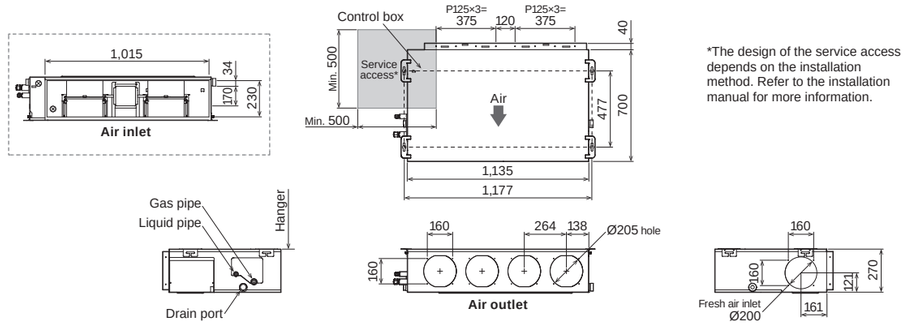

*The design of the service access depends on the installation method. Refer to the installation manual for more information.

Duct
High Static Pressure

REFRIGERANT R410A

Static Pressure Mode Selection

The use of a DC fan motor makes it possible to adjust the static pressure between 0 to 200 Pa (ARXC036) / 250Pa (ARXC045/060) / 300 Pa (ARXC072/090/096)

MAX. 200 Pa (036type) | MAX. 250 Pa (045/060type)

(ARXC036/045/060 type)

MAX. 300 Pa

(ARXC072/090 type)

MAX. 300 Pa

(ARXC096 type)

Easy Installation (Compact & Lightweight)

(Unit: mm)

The indoor unit is designed to be compact and light by reducing the basic chassis size and the overall material weight.



(ARXC036/045/060 type)

(ARXC072/090 type)



(ARXC096 type)

Low Noise

Models: ARXC036/ARXC045/ARXC060

The corners of the front panel and fan casing of the indoor unit are shaved to reduce air turbulence. The use of a plastic case and fan reduces the noise level generated by the unit.

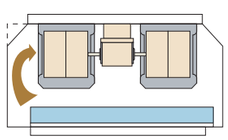

ARXC036GTEH:

Plastic fan [42 dB(A)]
* Model: Material (Actual noise measurement value measured at 100 Pa)

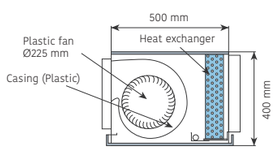

High-Efficiency DC Fan Motor Achieves Low Energy Consumption

Improved motor efficiency compared to the previous model.

(ARXC036/045/060 type)

(ARXC072/090/096 type)

Model: ARXC036GTEH / ARXC045GTEH / ARXC060GTEH
ARXC072GTEH / ARXC090GTEH / ARXC096GTEH

ARXC036/045/060GTEH

ARXC072/090GTEH

ARXC096GTEH

Specifications

Model name			ARXC036GTEH	ARXC045GTEH	ARXC060GTEH*	ARXC072GTEH*	ARXC090GTEH*	ARXC096GTEH*
Power source			Single phase, 220-240V~, 50Hz					
Capacity	Cooling	kW	11.2	12.5	18.0	22.4	25.0	28.0
	Heating		12.5	14.0	20.0	25.0	28.0	31.5
Input power		W	207	715	730	681	819	838
Airflow rate	High	m^3/h	1,990	3,500	3,500	3,900	4,300	4,850
	Med		1,680	3,000	3,000	3,300	4,000	4,250
	Low		1,330	2,460	2,460	3,000	3,500	3,600
Static pressure range		Pa	0 to 200	100 to 250	100 to 250	0 to 300	0 to 300	0 to 300
Standard static pressure			100	100	100	150	150	150
Sound pressure level	High	dB(A)	42	49	49	47	48	48
	Med		36	45	45	43	46	45
	Low		32	42	42	40	44	42
Net Dimensions (H × W × D)		mm	400 × 1,050 × 500	400 × 1,050 × 500	400 × 1,050 × 500	450 × 1,587 × 700	450 × 1,587 × 700	550 × 1,587 × 700
Weight		kg	40	46	46	84	84	105
Connection pipe diameter	Liquid	mm	9.52 (Flare)	9.52 (Flare)	9.52 (Flare)	9.52 (Flare)	9.52 (Flare)	9.52 (Brazing)
	Gas		15.88 (Flare)	15.88 (Flare)	15.88 (Flare)	19.05 (Flare)	19.05 (Flare)	22.22 (Brazing)
Drain Hose Diameter (I.D./O.D.)			25/32					

Note: Specifications are based on the following conditions:
Cooling: Indoor temperature of 27°CDB/19°CWB, and outdoor temperature of 35°CDB/24°CWB.
Heating: Indoor temperature of 20°CDB/(15°CWB), and outdoor temperature of 7°CDB/6°CWB.
Pipe length: 7.5 m; Height difference between outdoor unit and indoor unit: 0 m. Voltage: 230 [V]
*: ARXC060/072/090/096G cannot be connected to J-IV/J-IVS series.

Optional parts

*For more details, please refer to the chapter "Control System List" and "Optional Parts List."

Long-life filter: UTD-LF60KA (036/045/060)
Remote sensor unit: UTY-XSZXZ1
External power supply unit: UTZ-GXXA, UTZ-GXXC, UTZ-GXXD
Silver Ion Filter: UTD-HFKB (036/045/060)

Dimensions

(Unit: mm)

Models: ARXC036/ARXC045/ARXC060

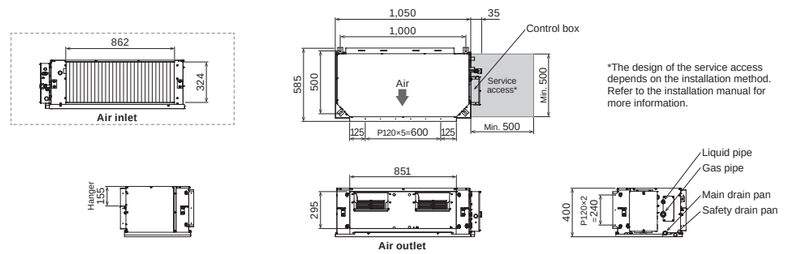

Models: ARXC072/ARXC090/ARXC096

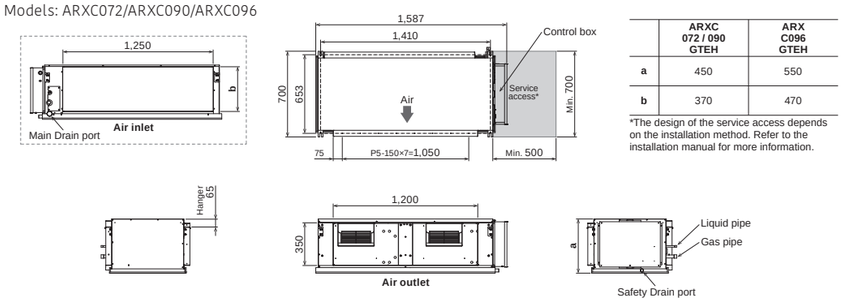

	ARXC 072 / 090 GTEH	ARX C096 GTEH
a	450	550
b	370	470

*The design of the service access depends on the installation method. Refer to the installation manual for more information.

Floor
Compact

REFRIGERANT R410A

DC FAN

2-Fan and Wide Airflow

A 2-fan individual vertical airflow cools or warms the entire room comfortably.

Cooling

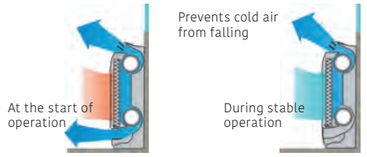

Heating

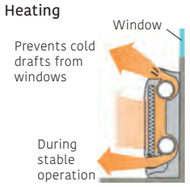

Flexible and Easy Installation

The compact and whole-surface suction design provides flexible installation options, including floor-standing, embedded, partially embedded, and wall-mounted installation to match the room layout.

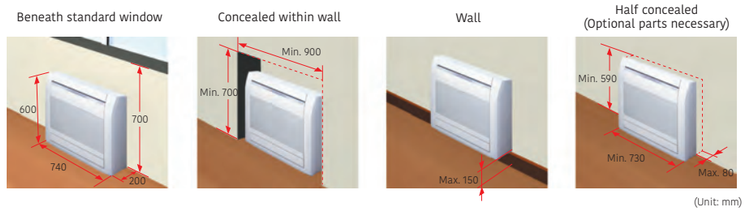

(Unit: mm)

Quiet Operation

6-fan speed control for quiet operation (via 2-wire controller)

Low noise
22 dB(A)

004/007/009 models

6-Step Speed

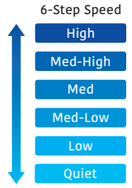

* Remote controller is compatible with the following:
UTY-RVRY / UTY-RNRYZ6 / UTY-RLRY / UTY-RSRYZ1 / UTY-RHRYZ1 / UTY-DCGYZ4 / UTY-ALGXZ1 / UTY-APGXZ1

Flexible Pipe Connection Enables Draining and Piping in 6 Directions

The drain hose and pipe can be connected to the unit in the right, left, straight in depth, or downward direction.

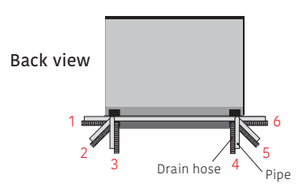

Model: [EEV Internal]
AGYA004GCGH / AGYA007GCGH / AGYA009GCGH
AGYA012GCGH / AGYA014GCGH

Specifications

Model name			AGYA004GCGH	AGYA007GCGH	AGYA009GCGH	AGYA012GCGH	AGYA014GCGH
Power source			Single phase, 220-240V~, 50Hz				
Capacity	Cooling	kW	1.1	2.2	2.8	3.6	4.0
	Heating		1.3	2.8	3.2	4.0	4.5
Input power		W	12/14	16	17	22	29
Airflow rate	High	m^3/h	380/430	470	500	590	670
	Med-High		350	420	450	520	590
	Med		320	390	400	470	520
	Med-Low		310	360	360	420	450
	Low		280	330	330	390	390
	Quiet		210	270	270	340	340
Sound pressure level	High	dB(A)	35/36	37	38	42	46
	Med-High		33	35	36	39	42
	Med		31	33	34	37	39
	Med-Low		30	31	31	35	36
	Low		28	29	29	33	33
	Quiet		22	22	22	30	30
Net Dimensions (H × W × D)		mm	600 × 740 × 200				
Weight		kg	15.0	15.0	15.0	15.0	15.0
Connection pipe diameter	Liquid (Flare)	mm	6.35	6.35	6.35	6.35	6.35
	Gas (Flare)		9.52	9.52	9.52	12.70	12.70
Drain Hose Diameter (I.D./O.D.)			13.8/15.8 to16.7				

Note: Specifications are subject to the following conditions:
Cooling: Indoor temperature of 27°CDB/19°CWB, and outdoor temperature of 35°CDB/24°CWB.
Heating: Indoor temperature of 20°CDB/(15°CWB), and outdoor temperature of 7°CDB/6°CWB.
Pipe length: 7.5 m; Height difference between outdoor unit and indoor unit: 0 m. Voltage: 230 [V]
When connecting AGYA004/007/009GCGH, AGYE004/007/009GCEH to an outdoor unit other than an outdoor unit of the J-IVL series, the gas pipe diameter should be Ø12.70 mm.

Optional parts

*For more details, please refer to the chapter "Control System List" and "Optional Parts List."

Partially concealing kit: UTR-STA
External power supply unit: UTZ-GXXA, UTZ-GXXC, UTZ-GXXD
Silver Ion Filter: UTR-FA03-5

Dimensions

(Unit: mm)

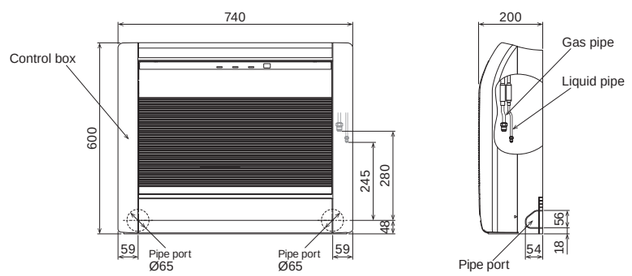

Floor / Ceiling

Standard

REFRIGERANT R410A

DC FAN

Flexible Installation

Example of floor standing installation
Floor standing console with the back against the wall

Example of ceiling installation
Under ceiling

Double Auto Swing

The combination of left and right and vertical swings enables 3-dimensional control of the airflow direction.

RIGHT and LEFT SWING

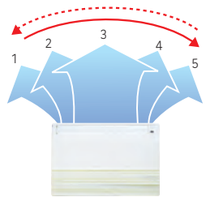

UP and DOWN SWING

4 steps selectable

High-Power DC Fan Motor

- High power
- Wide rotation range
- High-efficiency

Compact Design

(Unit: mm)

Symmetrical, slim and compact design.



Model: ABYA012GTEH / ABYA014GTEH / ABYA018GTEH / ABYA024GTEH

Floor standing

Specifications

Model name			ABYA012GTEH	ABYA014GTEH	ABYA018GTEH	ABYA024GTEH
Power source			Single phase, 220-240V~, 50Hz			
Capacity	Cooling	kW	3.6	4.5	5.6	7.1
	Heating		4.0	5.0	6.3	8.0
Input power		W	30	42	74	99
Airflow rate	High	m^3/h	660	780	1,000	1,000
	Med-High		620	740	910	930
	Med		580	690	830	870
	Med-Low		550	640	750	800
	Low		520	600	660	740
	Quiet		490	550	580	680
Sound pressure level	High	dB(A)	36	40	46	47
	Med-High		34	39	44	45
	Med		33	38	42	43
	Med-Low		31	36	40	41
	Low		29	35	37	39
	Quiet		28	34	35	37
Net Dimensions (H × W × D)		mm	199 × 990 × 655	199 × 990 × 655	199 × 990 × 655	199 × 990 × 655
Weight		kg	25	26	26	27
Connection pipe diameter	Liquid (Flare)	mm	6.35	6.35	6.35	9.52
	Gas (Flare)		12.70	12.70	12.70	15.88
Drain Hose Diameter (I.D./O.D.)			25/32			

Note: Specifications are subject to the following conditions:
Cooling: Indoor temperature of 27°CDB/19°CWB, and outdoor temperature of 35°CDB/24°CWB.
Heating: Indoor temperature of 20°CDB/(15°CWB), and outdoor temperature of 7°CDB/6°CWB.
Pipe length: 7.5 m; Height difference between outdoor unit and indoor unit: 0 m. Voltage: 230 [V]

Optional parts

*For more details, please refer to the chapter "Control System List" and "Optional Parts List."

External power supply unit: UTZ-GXXA, UTZ-GXXC, UTZ-GXXD
Remote sensor unit: UTY-XSZXZ1

Dimensions

(Unit: mm)

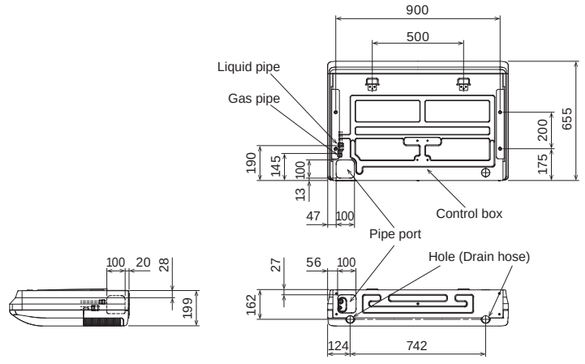

Ceiling

REFRIGERANT R410A

DC FAN

Installation

Open

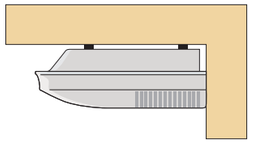

General installation with indoor unit installed on the ceiling

Concealed

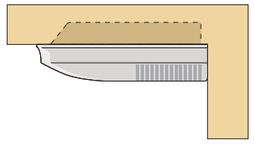

Installation with indoor unit embedded into the ceiling

Wall-mounted type (Locally Available)

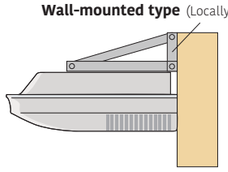

Wall-mounting brackets are used to mount the indoor unit on the wall. (Locally available)
This type of installation is used when the ceiling space is insufficient.

Double Auto Swing and Wide Airflow

Auto airflow direction and auto swing

Left/Right

5 steps selectable

Up/Down

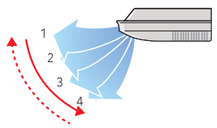

4 steps selectable

High-Power DC Fan Motor

- High power
- Wide rotation range
- High-efficiency

Long Airflow

Long airflow provides comfort in every corner of a large room.

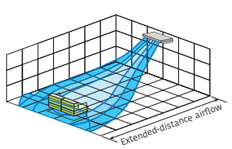

Fresh Air Intake

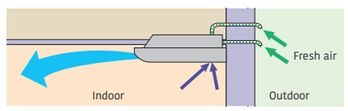

Slim & Compact Design

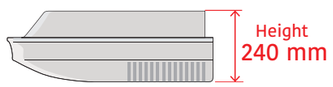

Model: ABYA030GTEH / ABYA036GTEH / ABYA045GTEH / ABYA054GTEH

Specifications

Model name			ABYA030GTEH	ABYA036GTEH	ABYA045GTEH	ABYA054GTEH
Power source			Single phase, 220-240V~, 50Hz			
Capacity	Cooling	kW	9.0	11.2	12.5	14.0
	Heating		10.0	12.5	14.0	16.0
Input power		W	66	85	131	180
Airflow rate	High	m^3/h	1,630	1,690	2,010	2,270
	Med-High		1,520	1,560	1,840	2,070
	Med		1,420	1,450	1,690	1,860
	Med-Low		1,320	1,360	1,530	1,660
	Low		1,220	1,270	1,380	1,470
	Quiet		1,140	1,170	1,230	1,280
Sound pressure level	High	dB(A)	42	45	48	51
	Med-High		40	41	46	49
	Med		39	39	45	46
	Med-Low		37	38	41	43
	Low		35	36	38	40
	Quiet		33	34	35	36
Net Dimensions (H × W × D)		mm	240 × 1,660 × 700	240 × 1,660 × 700	240 × 1,660 × 700	240 × 1,660 × 700
Weight		kg	46	48	48	48
Connection pipe diameter	Liquid (Flare)	mm	9.52	9.52	9.52	9.52
	Gas (Flare)		15.88	15.88	15.88	15.88
Drain Hose Diameter (I.D./O.D.)			25/32			

Note: Specifications are subject to the following conditions:
Cooling: Indoor temperature of 27°CDB/19°CWB, and outdoor temperature of 35°CDB/24°CWB.
Heating: Indoor temperature of 20°CDB/(15°CWB), and outdoor temperature of 7°CDB/6°CWB.
Pipe length: 7.5 m; Height difference between outdoor unit and indoor unit: 0 m. Voltage: 230 [V]

Optional parts

*For more details, please refer to the chapter "Control System List" and "Optional Parts List."

Drain pump unit: UTR-DPB24T
Flange: UTD-RF204
External power supply unit: UTZ-GXXA, UTZ-GXXC, UTZ-GXXD
Remote sensor unit: UTY-XSZXZ1

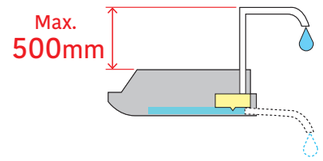

Dimensions

(Unit: mm)

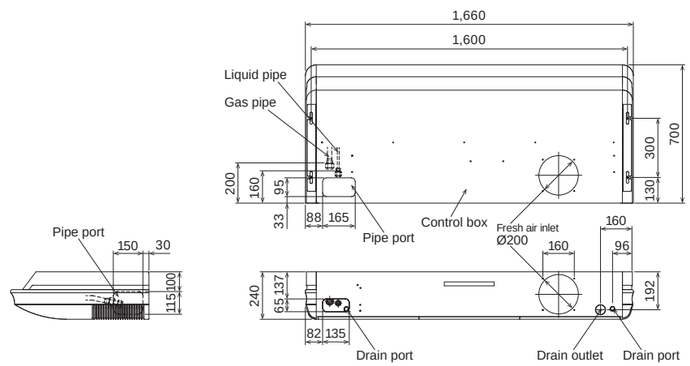

Wall-Mounted

EEV internal / EEV external

REFRIGERANT R410A

DC FAN

Highly-Efficiency, Compact Design

The 004-014 models share the same design.
The high-density and large heat exchanger achieves a highly-efficiency and compact design.
The compact body blends in well with conference rooms and offices, providing comfortable air conditioning.

High-density heat exchanger

Slim tube design: 5 mm

Greater heat-exchanging capacity is achieved through the use of a high-density heat exchanger and a sub-heat exchanger.



More Comfortable Airflow

The unique power diffuser provides comfortable air conditioning.

Heating

The vertical airflow provides powerful floor-level heating.



Cooling

The left/right airflow avoids blowing cool air directly at the occupants in a room.

Quiet Operation & 6-Step Fan Speed Control

The airflow pattern achieves significant noise reduction. Multistep airflow adjustment to suit the environment

Quiet mode
37 dB(A)
004/007/009 models



* Remote controller is compatible with the following:
UTY-RVRY / UTY-RNRYZ6 / UTY-RLRY / UTY-RSRYZ1 / UTY-RHRYZ1 / UTY-DCGYZ4 / UTY-ALGXZ1 / UTY-APGXZ1

The Occupancy Sensor Contributes to Further Energy Savings.

Energy saving operation starts automatically by detecting the motion of a person. Two modes of save operation mode and stop mode can be selected.

* If you want to use the Occupancy sensor control' function, you need an setting device that can set the Occupancy sensor control' function. For example: Wired RC (Touch panel).

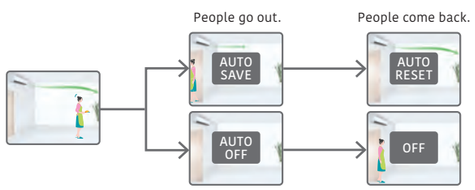

Model: [EEV Internal]
ASYA004GCGH / ASYA007GCGH / ASYA009GCGH
ASYA012GCGH / ASYA014GCGH

[EEV External]
ASYE004GCEH / ASYE007GCEH / ASYE009GCEH
ASYE012GCEH / ASYE014GCEH

Specifications

Model name			ASYA004GCGH	ASYA007GCGH	ASYA009GCGH	ASYA012GCGH	ASYA014GCGH	ASYE004GCEH	ASYE007GCEH	ASYE009GCEH	ASYE012GCEH	ASYE014GCEH
Power source			Single phase, 220-240V~, 50Hz					Single phase, 220-240V~, 50Hz				
Capacity	Cooling	kW	1.1	2.2	2.8	3.6	4.0	1.1	2.2	2.8	3.6	4.0
	Heating		1.3	2.8	3.2	4.0	4.5	1.3	2.8	3.2	4.0	4.5
Input power		W	12	19	20	25	36	12	19	34	25	36
Airflow rate	High	m^3/h	450	550	610	690	800	450	550	610	690	800
	Med-High		430	510	560	610	740	430	510	560	610	740
	Med		400	470	510	560	680	400	470	510	560	680
	Med-Low		380	410	440	530	610	380	410	440	530	610
	Low		360	360	360	470	550	360	360	360	470	550
	Quiet		310	310	310	330	330	310	310	310	330	330
Sound pressure level	High	dB(A)	31	34	37	40	44	31	35	43	40	44
	Med-High		30	32	35	37	42	30	32	38	37	42
	Med		28	30	32	35	40	28	30	34	35	40
	Med-Low		27	28	29	33	37	27	27	29	33	37
	Low		26	26	26	30	34	26	24	24	30	34
	Quiet		22	22	22	24	24	22	22	22	24	24
Net Dimensions (H × W × D)		mm	268 × 840 × 203					268 × 840 × 203				
Weight		kg	8.0	8.5	8.5	8.5	8.5	8.0	8.5	8.5	8.5	8.5
Connection pipe diameter	Liquid (Flare)	mm	6.35	6.35	6.35	6.35	6.35	6.35	6.35	6.35	6.35	6.35
	Gas (Flare)		9.52	9.52	9.52	12.70	12.70	9.52	9.52	9.52	12.70	12.70
Drain Hose Diameter (I.D./O.D.)			13.8/15.8 to16.7					13.8/15.8 to16.7				
EV kit (optional)			—					UTR-EV09XB			UTR-EV14XB	

Note: Specifications are subject to the following conditions:
Cooling: Indoor temperature of 27°CDB/19°CWB, and outdoor temperature of 35°CDB/24°CWB.
Heating: Indoor temperature of 20°CDB/(15°CWB), and outdoor temperature of 7°CDB/6°CWB.
Pipe length: 7.5 m; Height difference between outdoor unit and indoor unit: 0 m. Voltage: 230 [V]
When connecting ASY*004G**H, ASY*007G**H, ASY*009G**H to an outdoor unit other than the outdoor unit of the J-IVL series, the gas pipe diameter should be Ø12.70 mm.

Optional parts

*For more details, please refer to the chapter "Control System List" and "Optional Parts List."

External power supply unit: UTZ-GXXA, UTZ-GXXC, UTZ-GXXD
Silver Ion Filter: UTR-FA16-5
Remote sensor kit: UTY-XSZXZ1
EV kit: UTR-EV09XB/UTR-EV09XC (004-009), UTR-EV14XB/UTR-EV14XC (012-014)
(For EEV external model)

Dimensions

(Unit: mm)

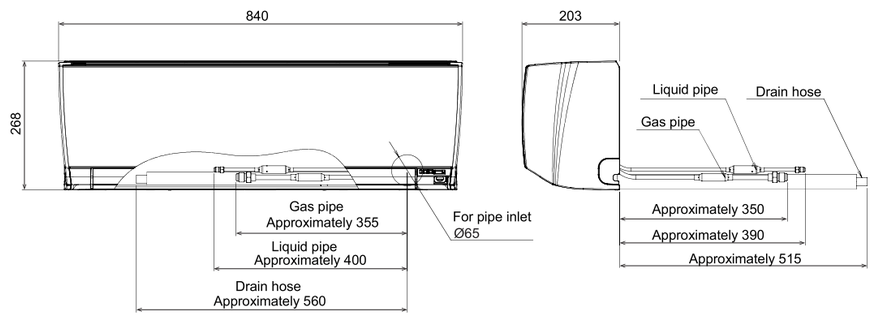

Wall-Mounted

REFRIGERANT R410A

DC FAN

Powerful & Comfort Airflow

Powerful Airflow

(ASYA030GTEH)



Power diffuser

(ASYA18/24GBCH)

Up/down airflow

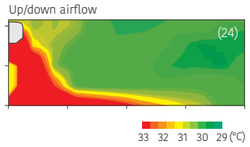

Left/right airflow

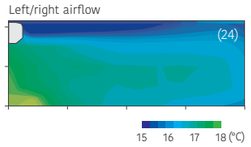

The Occupancy Sensor Contributes to Further Energy Savings (ASYA030/034GTEH only)

Energy saving operation starts automatically by detecting the motion of a person. Two modes of save operation mode and stop mode can be selected.

* If you want to use the Occupancy sensor control' function, you need an setting device that can set the Occupancy sensor control' function. For example: Wired RC (Touch panel).

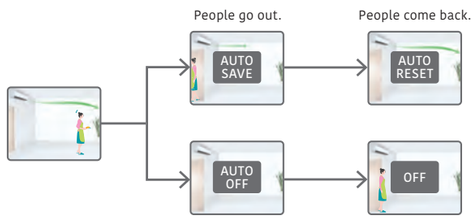

6-Step Fan Speed Control for Quiet Operation

The airflow pattern achieves significant noise reduction. A 6-step sound level setting allows for multiple-step quiet operations.

Quiet mode
33 dB(A)

030/034 models



* Remote controller is compatible with the following:
UTY-RVRY / UTY-RNRYZ6 / UTY-RLRY / UTY-RSRYZ1 / UTY-RHRYZ1 / UTY-DCGYZ6 / UTY-ALGXZ1 / UTY-APGXZ1

Model: ASYA18GBCH / ASYA24GBCH
ASYA030GTEH / ASYA034GTEH

ASYA18/24GBCH

ASYA030/034GTEH

Specifications

Model name			ASYA18GBCH	ASYA24GBCH	ASYA030GTEH	ASYA034GTEH
Power source			Single phase, 220-240V~, 50Hz		Single phase, 220-240V~, 50Hz	
Capacity	Cooling	kW	5.6	7.1	9.0	10.0
	Heating		6.3	8.0	10.0	11.2
Input power		W	32	60	74	103
Airflow rate	High	m^3/h	840	1,100	1,440	1,620/1,520
	Med-High		-	-	1,200	1,300
	Med		770	910	1,050	1,120
	Med-Low		-	-	940	980
	Low		690	730	890	890
	Quiet		-	-	700	700
Sound pressure level	High	dB(A)	41	48	53	55/54
	Med-High		-	-	49	51
	Med		39	43	45	47
	Med-Low		-	-	42	43
	Low		35	35	39	39
	Quiet		-	-	33	33
Net Dimensions (H × W × D)		mm	320 × 998 × 238	320 × 998 × 238	340 × 1,150 × 280	340 × 1,150 × 280
Weight		kg	15	15	18	18
Connection pipe diameter	Liquid (Flare)	mm	6.35	9.52	9.52	9.52
	Gas (Flare)		12.70	15.88	15.88	15.88
Drain Hose Diameter (I.D./O.D.)			12/16		13.8/15.8 to16.7	

Note: Specifications are subject to the following conditions:
Cooling: Indoor temperature of 27°CDB/19°CWB, and outdoor temperature of 35°CDB/24°CWB.
Heating: Indoor temperature of 20°CDB/(15°CWB), and outdoor temperature of 7°CDB/6°CWB.
Pipe length: 7.5 m; Height difference between outdoor unit and indoor unit: 0 m. Voltage: 230 [V].
When connecting ASYA18GBCH to an outdoor unit other than the outdoor unit of the J-IVL series, the pipe diameter should be Ø9.52/Ø15.88 mm (Liquid/Gas).

Optional parts

*For more details, please refer to the chapter "Control System List" and "Optional Parts List."

External power supply unit: UTZ-GXXA, UTZ-GXXC, UTZ-GXXD
Remote sensor kit: UTY-XSZXZ1
Silver Ion Filter: UTR-FA13-3

Dimensions

(Unit: mm)

Models: ASYA18/ASYA24

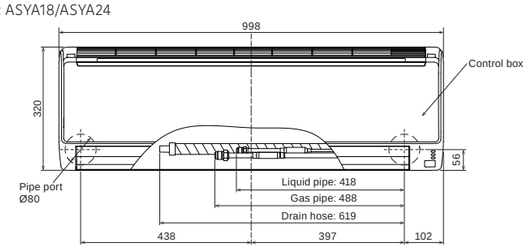

Models: ASYA030/ASYA034

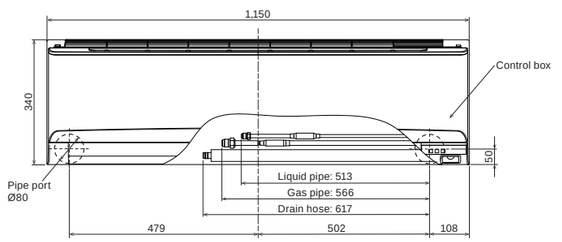

Residential, Commercial & Light Commercial

VENTILATION

VENTILATION Lineup

Vn-002 Energy Recovery Ventilator
Vn-004 DX kit for Air Handling Applications
• for VRF Outdoor unit
Vn-006 DX kit for Air Handling Applications
• for Single Split Outdoor Units

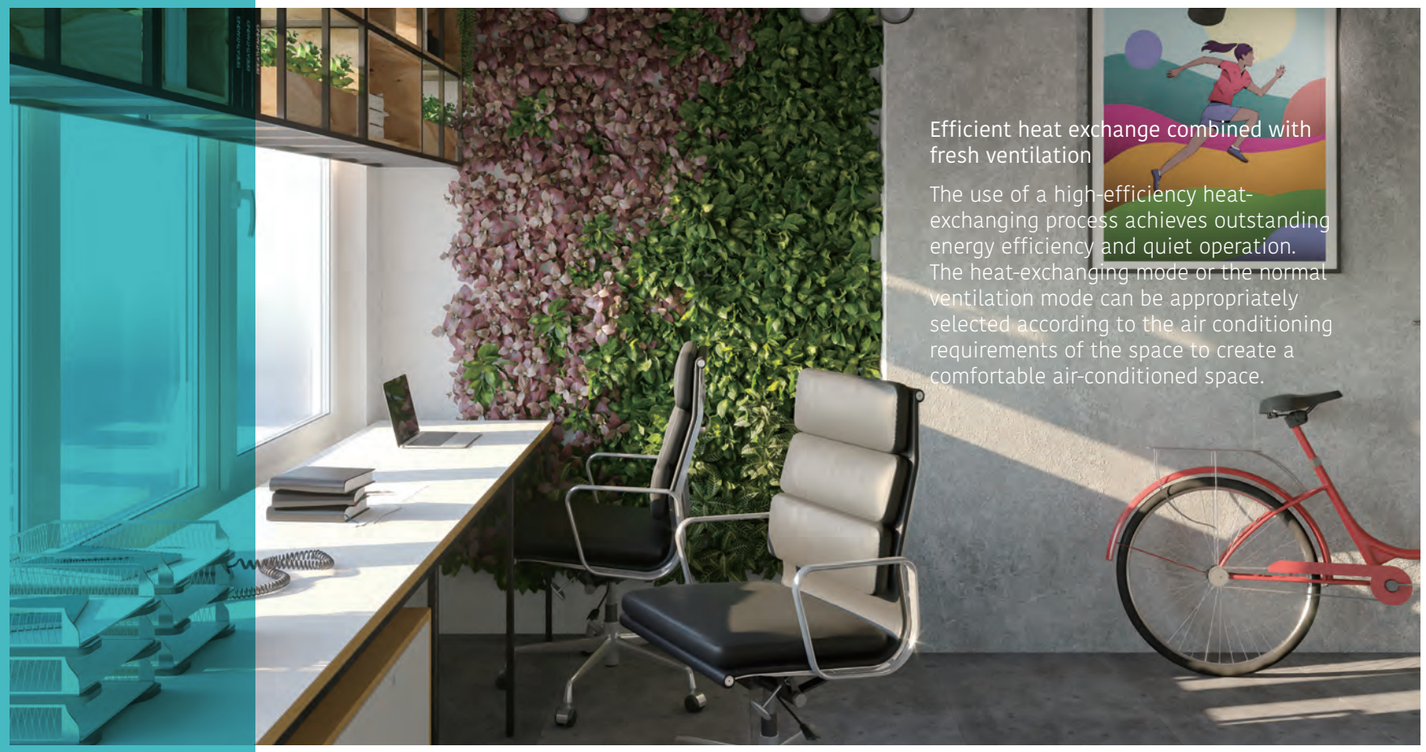

Efficient heat exchange combined with fresh ventilation

The use of a high-efficiency heat-exchanging process achieves outstanding energy efficiency and quiet operation. The heat-exchanging mode or the normal ventilation mode can be appropriately selected according to the air conditioning requirements of the space to create a comfortable air-conditioned space.

Lineup

Airflow rate (m^3/h)	250	350	500	800	1000
Energy Recovery Ventilator	UTZ-BD025C	UTZ-BD035C	UTZ-BD050C	UTZ-BD080C	UTZ-BD100C

Connectable capacity class (kW)	5.0	6.3	8.0	10.0	12.5	14.0	20.0	25.0	40.0	50.0
DX kit for Air Handling Applications for VRF Outdoor unit	EEV unit UTP-VX30B	Control unit UTY-VDGXZ3		EEV unit UTP-VX60B	Control unit UTY-VDGXZ3		EEV unit UTP-VX90B	Control unit UTY-VDGXZ3	EEV unit UTP-VX90B×2	Control unit UTY-VDGXZ3

Connectable capacity class (kW)	2.5 - 22.0
DX kit for Air Handling Applications for Single Split Outdoor Units	UTY-XDZX

Energy Recovery Ventilator



The energy recovery ventilator unit provides energy efficiency for comfort and improved savings.

Heat Exchange Ventilation and Normal Ventilation

Heat exchange ventilation
When a room is cooled or heated, the exhausted cooling or heating energy is recovered by heat exchange ventilation.

Normal ventilation
Used when the indoor space does not require cooling or heating, i.e., when there is little temperature difference between the indoor and outdoor environments.

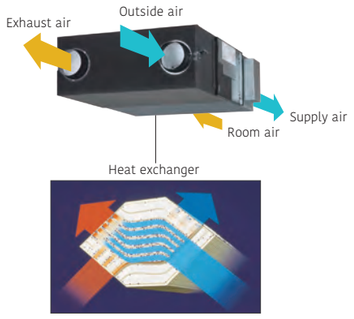

A high-efficiency counter-flow heat-exchanging element is used in the setup.

Energy Efficiency and Ecology

The use of a counter-flow heat-exchanging element, designed to recover up to 77% of heat from the outgoing air, significantly reduces energy consumption. The air conditioning load is reduced by approximately 20%, which results in substantial savings in energy cost.

Comparison of Heat-Exchanging Elements

Air flows in a straight line through a crossflow element. In contrast, air flows for a longer time (a longer distance) through a counter-flow element to achieve more consistent heat-exchanging performance.

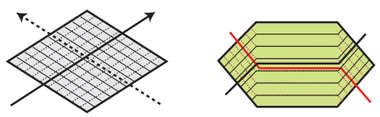

Other element (Cross-flow element)

General element (Counter-flow element)

Quiet Operation

Significantly lower noise levels are achieved by reducing pressure loss.

25.5dB
(UTZ-BD035C)

Extended Range of External Static Pressure

The use of a powerful fan motor improves the external static pressure. This allows it to be installed in a variety of buildings.

Slim Design for Easier Installation

The use of a counter-flow heat-exchanging element made it possible to design a quieter, slimmer unit.

Height 270 mm
UTZ-BD025C

Height 388 mm
UTZ-BD080C/BD100C

Height 317 mm
UTZ-BD035C/BD050C

Reverse-Mountable Direct Air Supply and Exhaust System

Simplifies the duct design, due to its straight ducts for air supply and exhaust. Since each unit can be mounted facing opposite directions, only one inspection hole is needed for two units. This makes duct work easier and more flexible.

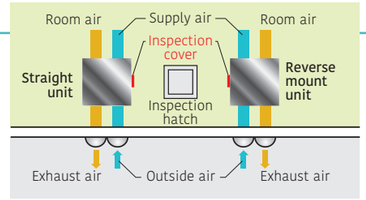

Simple Remote Operation

Easy operation with connected liquid crystal switch

- Power On/Off
- On/Off Timer
- Air volume High/Low
- Clean filter display
- Heat exchange ventilation and normal ventilation

Model: UTZ-BD025C/UTZ-BD035C/UTZ-BD050C/UTZ-BD080C/UTZ-BD100C

UTZ-BD025C | UTZ-BD035C | UTZ-BD050C | UTZ-BD080C | UTZ-BD100C

Specifications

Rated flow rate				250 m^3/h	350 m^3/h	500 m^3/h	800 m^3/h	1000 m^3/h
Model name				UTZ-BD025C	UTZ-BD035C	UTZ-BD050C	UTZ-BD080C	UTZ-BD100C
Power source				Single phase, ~220 to 240 V, 50 Hz				
Heat Exchange Ventilation	Input power	(Extra high)/High/Low	W	128/123/96	190/185/168	289/225/185	418/378/295	464/432/311
	Airflow rate	(Extra high)/High/Low	m^3/h	250/25/190	350/350/240	500/500/440	800/800/630	1,000/1,000/700
	External static pressure	(Extra high)/High/Low	Pa	105/95/45	140/60/45	120/60/35	140/110/55	105/80/75
	Temperature exchange efficiency	(Extra high)/High/Low	%	75/75/77	75/75/78	75/75/76	75/75/76	75/75/79
	Energy exchange efficiency cooling	(Extra high)/High/Low	%	63/63/65	66/66/71	62/62/64	65/65/68	65/65/70
	Energy exchange efficiency heat pump	(Extra high)/High/Low	%	70/70/72	69/69/73	67/67/69	71/71/74	71/71/ 76
	Sound pressure level	(Extra high)/High/Low	dB*	31.5/30.5/26.5	33.0/31.0/25.5	37.5/35.5/32.5	37.5/37.0/34.5	38.5/37.5/34.5
Normal Ventilation	Input power	(Extra high)/High/Low	W	128/123/96	190/185/168	289/225/185	418/378/295	464/432/311
	Airflow rate	(Extra high)/High/Low	m^3/h	250/25/190	350/350/240	500/500/440	800/800/630	1,000/1,000/700
	External static pressure	(Extra high)/High/Low	Pa	105/95/45	140/60/45	120/60/35	140/110/55	105/80/75
	Sound pressure level	(Extra high)/High/Low	dB*	31.5/30.5/26.5	33.0/31.0/25.5	38.5/38.0/32.5	37.5/37.0/34.5	40.5/39.5/36.5
Dimensions		W × D × H	mm	882 × 599 × 270	1,050 × 804 × 317	1,090 × 904 × 317	1,322 × 884 × 388	1,322 × 1,134 × 388
Weight			kg	29	49	57	71	83
Outlet duct diameter			mm	150	150	200	250	250
Operating range			°C	-10 to 40	-10 to 40	-10 to 40	-10 to 40	-10 to 40
Maximum humidity			%	85	85	85	85	85

* Noise level measured 1.5 m below the center of the unit

Dimensions

(Unit: mm)

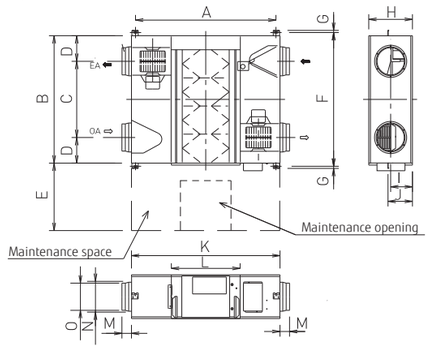

	UTZ-BD025C	UTZ-BD035C	UTZ-BD050C	UTZ-BD080C	UTZ-BD100C
A	810	978	1,018	1,250	1,250
B	599	804	904	884	1,134
C	315	580	640	428	678
D	142	112	132	228	228
E	600	600	600	600	600
F	655	860	960	940	1,190
G	19	19	19	19	19
H	270	317	317	388	388
I	135	159	159	194	194
J	159	182	182	218	218
K	882	1,050	1,090	1,322	1,322
L	414	470	470	612	612
M	95	70	70	85	85
N	Ø164	Ø164	Ø210	Ø258	Ø258
O	Ø144	Ø144	Ø194	Ø242	Ø242

DX kit

for Air Handling Applications

for VRF Outdoor unit

With these kits, air handling units (AHUs) and fan coil units (FCUs) from other manufacturers can be incorporated into General VRF systems, or one AHU can be connected to one General VRF dedicated outdoor unit to control outdoor ventilation and room temperatures.

Multiple Temperature Sensors Optimally Control an Air Handling Unit and a Fan Coil Unit

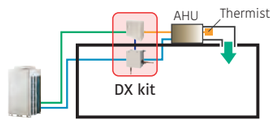

When connected to an Air handling unit, the temperature of supply air is controlled by a discharge air sensor.

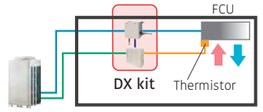

When connected to a fan coil unit, the room temperature is controlled by the Suction air sensor.

Application as part of a VRF system

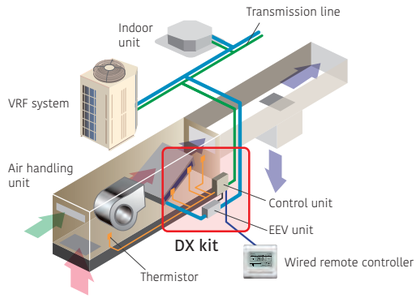

Supports a Wide Range of Capacity Classes

- Two EEV units can be connected in parallel to large-capacity units of up to 20 HP (50 kW). (UTP-LX180A separation tube required)
- Connectable capacity range: 5 kW to 50 kW

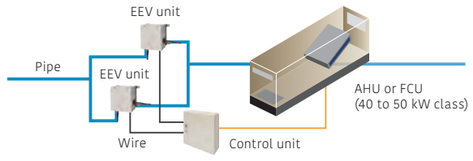

A Variety of Control Options that Meet Application Requirements

Central control enabled by our VRF controllers or central management controllers

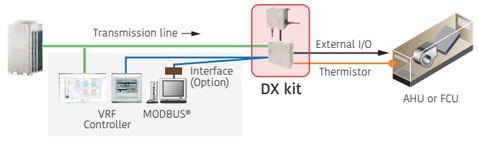

Central control from external controllers

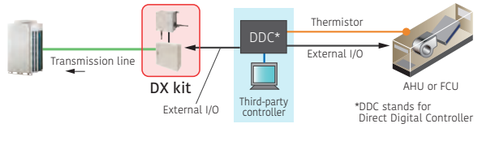

Summary of Functions

Inputs

- On/Off
- Setting temperature
- Capacity demand
- Heating/Cooling operation modes
- Fault information

Outputs

- On/Off indication
- Fan On/Off indication
- Thermostat On/Off indication
- Defrost indication
- Fault indication
- Low airflow alarm

MODBUS® Control

Can be controlled via a MODBUS®-enabled BMS using an optional interface.

Installation Requirements

- Connectable VRF series: All VRF series
- Capacity range of connectable DX kit systems with outdoor units: 50 to 100% of capacity
- Capacity range of connectable DX kit systems with indoor units: 30% or less of capacity
- Max. wire length from a control unit: 10 m
- Max. pipe length between EEV unit and indoor unit: 5 m
- A control unit (IP54 class) and an EEV unit can be installed outdoors.

Optional separation tube to connect two EEV units: UTP-LX180A



Connectable capacity

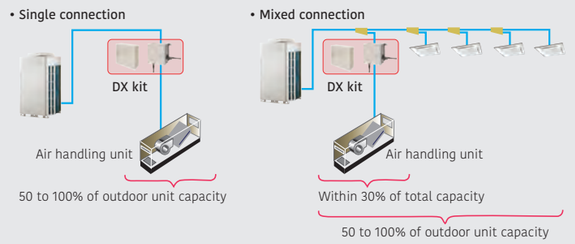

Pipe and wire length

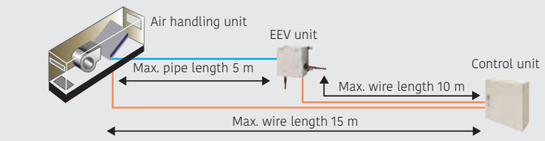

Control unit: UTY-VDGXZ3
EEV unit: UTP-VX30B/UTP-VX60B/UTP-VX90B



Specifications

Connectable capacity class			5.0 kW	6.3 kW	8.0 kW	10.0 kW	12.5 kW	14.0 kW	20.0 kW	25.0 kW	40.0 kW	50.0 kW
Capacity	Cooling	kW	5.6	6.3	8.0	10.0	12.5	14.0	22.4	25.0	40.0	50.4
	Heating		6.3	7.1	9.0	11.2	14.0	16.0	25.0	28.0	45.0	56.5

Control unit		UTY-VDGXZ3
Power source	V/Ø/Hz	230/1/50
Dimensions (H × W × D)	mm	400 × 400 × 120

EEV unit		UTP-VX30B	UTP-VX60B	UTP-VX90B	UTP-VX90B × 2
Connection pipe diameter (Liquid)	mm	Ø6.35	Ø9.52	Ø9.52	Ø9.52	Ø12.70
Dimensions (H × W × D)		160 × 220 × 90			

Note: Specifications are based on the following conditions.
Cooling: Indoor temperature of 27°CDB/19°CWB, and outdoor temperature of 35°CDB/24°CWB.
Heating: Indoor temperature of 20°CDB/(15°CWB), and outdoor temperature of 7°CDB/6°CWB.
Pipe length: 7.5 m Voltage: 230 [V].

DX kit

for Air Handling Applications

for Single Split Outdoor Units

With this kit, other manufacturers' Air handling units (AHUs) and fan coil units (FCUs) can be incorporated into General Split outdoor units.

Flexible Connectivity

This kit allows connections to third-party equipment. This control unit can also be used in conjunction with General single-split outdoor units, providing a perfect solution when a stand-alone Air handling unit is needed.

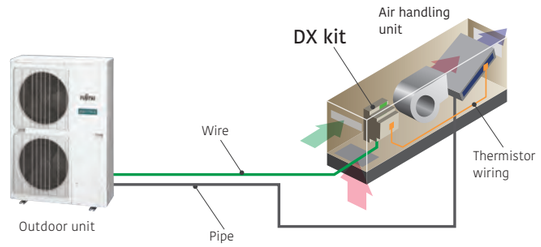

Supports a Wide Range of Capacity Classes

Capable of connecting large capacities in the range of 2.5 kW to 22.0 kW (Nominal)

Mobile Devices Allow for Operation from Anywhere

Can be operated and managed remotely using your smartphone or tablet.

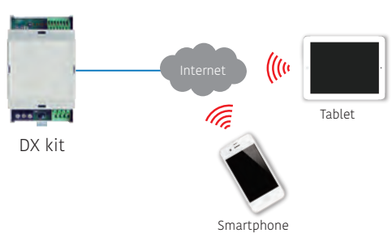

Summary of Functions

Inputs

- On/Off
- Heating/Cooling operation modes
- Capacity demand (analogue 0 to 10 V)
- Heat exchanger temperature

Outputs

- Status of Compressor, Defrost, and Errors (Potential free relays)
- Status indicator with LED

Wireless LAN Control

Wireless LAN control through cloud connectivity enables secure remote monitoring and control from anywhere.

Easy Installation

- Compact DIN rail mountable enclosure for easy installation
- No expansion devise required
- No separate external power supply required



Model: UTY-XDZX

Specifications

R410A models

BTU			12	14	18	24	30	36	45	54	60	72	90
Capacity (Nominal)	Cooling	kW	3.5	4.3	5.2	6.8	8.5	9.4	12.1	13.3	15.0	19.0	22.0
	Heating		4.1	5.0	6.0	7.8	10.0	10.8	13.3	15.8	18.0	22.4	27.0

R32 models

BTU			09	12	14	18	22	24	30	36	45	54
Capacity (Nominal)	Cooling	kW	2.5	3.5	4.3	5.2	6.0	6.8	8.5	9.4	12.1	13.3
	Heating		3.2	4.1	5.0	6.0	7.0	7.5	10.0	10.8	13.3	15.8

Model name		UTY-XDZX
Power source	V/Ø/Hz	230/1/50
Dimensions (H × W × D)	mm	90.2 × 53.3 × 57.5
Weight	g	110

Note: Specifications are based on the following conditions.
Cooling: Indoor temperature of 27°CDB/19°CWB, and outdoor temperature of 35°CDB/24°CWB.
Heating: Indoor temperature of 20°CDB/(15°CWB), and outdoor temperature of 7°CDB/6°CWB.
Pipe length: 5.0 m Voltage: 230 [V].

Light Commercial & Commercial, Residential

CONTROL SYSTEM
& OPTIONAL PARTS

C-002 Control System Overview
C-006 Best Control Solution for Each Building Structure
C-008 Comparison Table of Controllers
C-056 Controller System List
C-072 Optional Parts Overview
C-080 Optional Parts List
C-088 Function List

A wide product lineup to meet a variety of needs

We can flexibly meet customer needs through a variety of offerings including wired and wireless individual remote controllers, central remote controllers that simultaneously control multiple indoor units, and a variety of converters that link with other systems.

CONTROL SYSTEM

INDIVIDUAL CONTROL
C-010 Wired Remote Controller (Design type)
C-012 Wired Remote Controller (with touch panel)
C-014 Wired Remote Controller / Compact Wired Remote Controller
C-015 Wired Remote Controller
C-016 Simple Remote Controller
C-017 Wireless Remote Controller
C-019 IR Reciver Unit

CONVERTERS / ADAPTERS
C-022 WLAN Adapter
C-025 Multiple Protocol WLAN Adapter

CENTRALIZED CONTROL
C-026 Home Central Remote Controller
C-028 Central Remote Controller
C-030 Touch Panel Controller
C-038 System Controller Software / System Controller Lite Software

CONVERTERS / ADAPTERS
C-042 MODBUS® Converter for indoor unit
C-043 MODBUS® Interface
C-044 MODBUS® Converter for VRF
C-045 BACnet® Interface
C-046 BACnet® Gateway Software
C-047 BACnet® Gateway Hardware
C-048 BACnet® / MODBUS® Router
C-049 BACnet® / MODBUS® Cloud Device
C-050 KNX® Converter for indoor unit / KNX® Converter for VRF
C-051 KNX® Interface
C-052 Network Converter for single-split type
C-053 Network Converter for LONWORKS™
C-054 External Switch Controller / Signal Amplifier

OPTIONAL PARTS

C-074 Silver Ion Filter
C-075 Auto Louver Grille Kit
C-076 Pressure Sensor Kit
C-077 External Power Supply Unit
AIR BEAM Radiation Air Outlet Unit
C-078 Gas Sensor Kit
C-096 Separation Tube and Other Piping Products

SPLIT
MULTI-SPLIT
VRF J series
VRF V series

Control System Overview

for Split & Multi-split

All indoor units* are equipped with a wireless or wired remote controller as standard. Additional options are available, such as individual remote controllers and central remote controllers. The easy-to-operate central remote controller makes it simple to control the operation mode, temperature, airflow volume, timer, and other functions of each indoor unit from a single location.

* Except for some products

Air Conditioning
Individual Control

Wired remote controller

A built-in thermo sensor monitors and controls room temperature accurately.

Wireless remote controller

Simple and versatile operations with a choice of 4 different types of timers

Simple remote controller

Compact remote controller with basic functionality

For Ceiling type

For Duct type

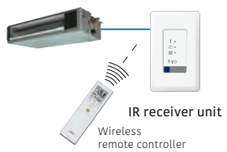

For Cassette type

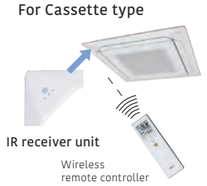

IR receiver unit

This IR receiver unit enables a wireless remote controller to control a duct-type indoor unit.

Air Conditioning
Centralized Control

Home central remote controller for 5 & 6-unit Multi-split type

Enables individual and central control.

Converters / Adapters

For external control via BMS/Home Automation Systems

MODBUS® converter
for indoor units
UTY-VMSX

MODBUS® interface
for indoor units

KNX® converter
for indoor units
UTY-VKSX

KNX® interface
for indoor units

WLAN adapter

Network converter

DC power supply type
UTY-VTGX

AC power supply type
UTY-VTGXV

Online Control (Wireless Control via Smartphone/Tablet)

With the WLAN adapter and the AIRSTAGE Mobile app, you can control the heating and cooling of your home anytime, anywhere.

WLAN adapter

The dedicated WLAN adapter enables the air conditioner to be operated by smartphone or tablet computer.

WLAN adapter
USB

+

AIRSTAGE Mobile
Download Free
App Store
Google play

Simple, user-friendly interface design

The designed screen display makes it easier than ever to operate.

Control System Overview

for VRF

To meet the diverse needs of customers, we offer a variety of control options for our VRF systems, such as individual control, centralized control, and building management system (BMS) options.

Air Conditioning
Individual Control

Wired remote controller
(Design type)
UTY-RVRY

Wired remote controller
(with touch panel)
UTY-RNRYZ6

Wired remote controller
UTY-RLRY

Compact wired remote controller
UTY-RCRYZ1

Simple remote controller
UTY-RSRYZ1
UTY-RHRYZ1 Without operation mode

Wireless remote controller
NEW UTY-LNXY
UTY-LNVY
UTY-LNHY

For Duct type

For 1-way Flow cassette Series
3D-flow cassette Series/duct type

for Circular flow cassette Series

for Ceiling type

IR receiver unit

UTB-YWC
for duct type

UTY-TRHX
for 1-way Flow cassette Series
3D flow cassette Series/ duct type

UTY-LBHXD
for Circular flow cassette Series

NEW UTY-TRHXH
for Ceiling type

Air Conditioning
Centralized Control

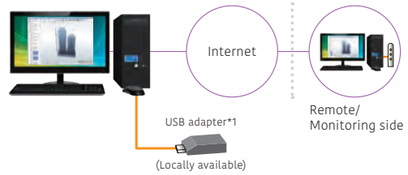

System controller Software
UTY-APGXZ1/UTY-ALGXZ1 (Lite version)

Up to 1600 *2 Indoor units

*1: Echelon® U10 USB Network Interface
*2: The Lite version controls up to 400 indoor units.

Touch panel controller
NEW UTY-DTGYZ2 / UTY-DTGYZ1

Up to 400 Indoor units

Central remote controller
UTY-DCGYZ4

Up to 100 Indoor units

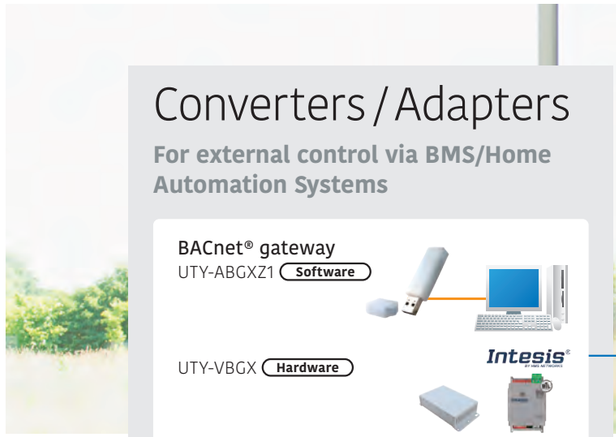

Converters / Adapters

For external control via BMS/Home Automation Systems

BACnet® gateway
UTY-ABGXZ1 Software

UTY-VBGX Hardware

BACnet® interface
for Indoor units
FG-IR-BMG1Z1

Network converter
(For LonWorks™)
UTY-VLGX

MODBUS® converter
for Indoor units
UTY-VMSX

for VRF
UTY-VMGX

KNX® converter
for Indoor units
UTY-VKSX

for VRF
UTY-VKGX

WLAN adapter
UTY-TFSXJ3

External switch controller
UTY-TERX

Card-key
(Locally available)

Internet device

BMS/BAS*3

BMS*3, Home automation system

or

*3: BMS/BAS: Building Management System/Building Automation System

Converters / Adapters

for system expansion

Network converter
DC power supply type
UTY-VTGX

Network converter
AC power supply type
UTY-VTGXV

Signal amplifier
UTY-VSGXZ1

Best Control Solution for Each Building Structure

General provides the best control solutions suitable for various building structures.

SHOP

Type	Individual control	Centralized control	Centralized control	Centralized control	Integrating control (Interface)		
	Wired remote controller	Central remote controller	Touch panel controller	System controller	Network converter for LonWorks™	MODBUS® Converter	KNX® converter
	UTY-RVRY / UTY-RNRYZ6 UTY-RLRY / UTY-RCRYZ1	UTY-DCGYZ4	UTY-DTGYZ2 UTY-DTGYZ1	UTY-APGXZ1 UTY-ALGXZ1	UTY-VLGX	UTY-VMGX	UTY-VKGX
Automatic control of air conditioning (Schedule timer, Weekly timer, etc.)	●	●	●	●			
Controls limited to staff: Remote controller prohibition, Setting temperature range limitation, etc.		●	●	●	●	●	●
Group control		●	●	●			
Advanced energy saving: Peak cut, Operation of indoor unit lead lag etc.				●			
Remote monitoring management		●	●	●			
Manage multiple sites		●	●	●			
Monitor energy consumption				●			
Control third-party products				●			
Integrate General air conditioning into BMS					●	●	●

HOTEL

Type	Individual control			Centralized control	Centralized control		Integrating control (Interface)				
	Wired remote controller	Simple remote controller	Wireless remote controller	Central remote controller	Touch panel controller	System controller	BACnet® gateway	Network converter for LonWorks™	MODBUS® converter	KNX® converter	External switch controller
	UTY-RVRY / UTY-RNRYZ6 UTY-RLRY / UTY-RCRYZ1	UTY-RSRYZ1 UTY-RHRYZ1	UTY-LNXY / UTY-LNVY UTY-LNHY / UTY-LNTY	UTY-DCGYZ4	UTY-DTGYZ2 UTY-DTGYZ1	UTY-APGXZ1 UTY-ALGXZ1	UTY-ABGXZ1 UTY-VBGX	UTY-VLGX	UTY-VMGX	UTY-VKGX	UTY-TERX
Local control for hotel guests	●	●	●								
Centralized air conditioning control for common areas				●	●	●	●	●	●	●	
Limited control for hotel guests				●	●	●	●	●	●	●	
Remote monitoring management				●	●	●					
Advanced energy saving: Peak cut, Operation of indoor unit rotation, etc.						●	●				
Monitor energy consumption						●					
Control third-party products						●					
Integrate General air conditioning into BMS							●	●	●	●	
Interlock with window contact											●
Interlock with key card											●

Best Control Solution for Each Building Structure

General provides the best control solutions suitable for various building structures.

OFFICE

Type	Individual control			Centralized control	Centralized control		Integrating control (Interface)				
	Wired remote controller	Simple remote controller	Wireless remote controller	Central remote controller	Touch panel controller	System controller	BACnet® gateway	Network converter for LonWorks™	MODBUS® converter	KNX® converter	External switch controller
	UTY-RVRY / UTY-RNRYZ6 UTY-RLRY / UTY-RCRYZ1	UTY-RSRYZ1 UTY-RHRYZ1	UTY-LNXY / UTY-LNVY UTY-LNHY / UTY-LNTY	UTY-DCGYZ4	UTY-DTGYZ2 UTY-DTGYZ1	UTY-APGXZ1 UTY-ALGXZ1	UTY-ABGXZ1 UTY-VBGX	UTY-VLGX	UTY-VMGX	UTY-VKGX	UTY-TERX
Local control for office staff	●	●	●	●							
Automatic control of air conditioning (Schedule timer, Weekly timer, etc.)	●		●	●	●	●	●				
Centralized air conditioning control for management				●	●	●	●	●	●	●	
Controls limited to staff: Remote controller prohibition, Setting temperature range limitation, etc.				●	●	●	●	●	●	●	
Advanced energy saving: Peak cut, Operation of indoor unit rotation, etc.						●	●				
Remote monitoring management				●	●	●					
Electricity charge apportionment					●	●	●				
Monitor energy consumption						●					
Control third-party products						●					
Integrate General air conditioning into BMS							●	●	●	●	
Interlock with door contact											●
Interlock with Occupancy sensor for meeting room				●							●

Comparison Table of Controllers

Item																			
			Wired remote controller (Design type)	Wired remote controller (with touch panel)	Wired remote controller	Wired remote controller	Compact wired remote controller	Simple Remote Controller	Simple remote controller*1	Wireless remote controller	Wireless remote controller	Wireless remote controller	Wireless remote controller	Wireless remote controller	Home central remote controller (for 5/6-unit multi -split type)	Central remote controller	Touch panel controller	Touch panel controller	System controller Lite Software	System controller Software
Model name			UTY-RVRY	UTY-RNRYZ6	UTY-RLRY	UTY-RVNYM	UTY-RCRYZ1	UTY-RSRYZ1	UTY-RHRYZ1	UTY-LNXY	UTY-LNTY	UTY-LNVY	UTY-LNHY	UTY-LNWX	UTY-DMMYM	UTY-DCGYZ4	UTY-DTGYZ2	UTY-DTGYZ1	UTY-ALGXZ1	UTY-APGXZ1
Maximum number of controllable remote controller groups			1	1	1	1	1	1	1	1	1	1	1	1	1	100	400	400	400	1600
Maximum number of controllable indoor units			16	16	16	16	1	16	16	16	16	16	16	16	8	100	400	400	400	1600
Maximum number of controllable groups			–	–	–	–	–	–	–	–	–	–	–	–	–	50	400	400	400	1600
Air conditioning control functions	ON/OFF		●	●	●	●	●	●	●	●	●	●	●	●	●	●	●	●	●	●
	Operation mode setting		●	●	●	●	●	●	–	●	●	●	●	●	●	●	●	●	●	●
	Fan speed control		●	●	●	●	●	●	●	●	●	●	●	●	●	●	●	●	●	●
	Room temperature setting		●	●	●	●	●	●	●	●	●	●	●	●	●	●	●	●	●	●
	Set temperature in 0.5°C increments		●	●	●	–	●	●	●	●	–	●	–	●	–	●	●	●	–	–
	Setting temperature range limitation		●	●	●	●	–	●	●	●	–	–	–	●	–	●	●	●	●	●
	Test operation		●	●	●	●	●	●	●	●	●	●	●	●	–	●	●	●	–	–
	Vertical louver setting		●	●	●	●	●	●	●	●	●	●	●	–	–	●	●	●	●	●
	Horizontal louver setting		●	●	●	●	●	–	–	●	–	●	●	●	–	●	●	●	●	●
	Individual louver control		●	●	–	–	●	–	–	–	–	–	–	–	–	●	●*3	●*3	–	–
	Group setting		–	–	–	–	–	–	–	–	–	–	–	–	–	●	●	●	●	●
	Remote controller prohibition		–	–	–	–	–	–	–	–	–	–	–	–	●	●	●	●	●	●
	Anti-freeze setting		●	●	–	–	●	–	–	–	–	–	–	–	–	●	●	●	●	●
	Set temperature auto return		●	●	●	●	–	–	–	–	–	–	–	–	–	–	●	●	–	–
	Economy mode setting		●	●	●	●	●	–	–	●	●	●	●	●	●	●	●	●	●	●
	Occupancy sensor control		●	●	–	–	–	–	–	–	–	–	–	–	●	●	●	●	●	●
Displayed items	Error		●	●	●	●	●	●	●	–	–	–	–	–	●	●	●	●	●	●
	Defrosting		●	●	●	●	●	●	●	–	–	–	–	–	–	●	●	●	●	●
	Current time		●	●	●	●	–	–	–	●	●	●	●	–	●	●	●	●	●	●
	Day of week		●	●	●	●	–	–	–	–	–	–	–	–	–	●	●	●	●	●
	Remote controller prohibition		●	●	●	●	●	●	●	–	–	–	–	–	●	●	●	●	●	●
	Address display		●	●	●	●	●	●	●	–	–	–	–	●	–	–	●	●	●	●
	Room temperature		●	●	–	●	●	●	●	–	–	–	–	–	–	●*4	●*4	●*4	●*4	●*4
	Multiple language support		●	●	–	●	–	–	–	–	–	–	–	–	●	●	●	●	●	●
	Setting for daylight saving time		●	●	–	●	–	–	–	–	–	–	–	–	●	●	●	●	●	●
	Name registration		●	●	–	–	–	–	–	–	–	–	–	–	–	●	●	●	●	●
	Backlighting		●	●	–	●	●	●	●	●	–	●	–	●	●	●	●	●	–	–
	2D floor layout/3D building display		–	–	–	–	–	–	–	–	–	–	–	–	–	–	–	–	–	●
	Refrigerant leak detection		–	●	–	–	–	●	●	–	–	–	–	–	–	●	●	●	●	●
	Refrigerant Cycle Monitor		●	●	–	–	–	–	–	–	–	–	–	–	–	–	–	–	–	–
	Logo Display		●	–	–	–	–	–	–	–	–	–	–	–	–	–	–	–	–	–
	Limited Visibility of Settings		●	–	–	–	–	–	–	–	–	–	–	–	–	–	–	–	–	–
Timer	Schedule timer	Period	Weekly timer	Weekly timer	Weekly timer	Weekly timer	–	–	–	–	–	–	–	–	Weekly timer	Schedule timer	Schedule timer	Schedule timer	Schedule timer	Schedule timer
		ON/OFF, Low noise mode*5, Times per day	8	8	4	8	–	–	–	–	–	–	–	–	4	20	20	20	144	144
	ON/OFF timer		–	●	●	●	●(OFF only)	–	–	●	●	●	●	●	–	–	–	–	–	–
	Sleep timer		–	–	–	–	–	–	–	●	●	●	●	●	–	–	–	–	–	–
	Program timer		–	–	–	–	–	–	–	●	●	●	●	●	–	●	–	–	–	–
	Auto-off timer		●	●	●	●	–	–	–	–	–	–	–	–	–	●	●	●	–	–
	Day off		●	●	●	●	–	–	–	–	–	–	–	–	●	●	●	●	●	●
	Minimum unit of timer setting (minutes)		1 • 10	10 • 30	30	30	–	–	–	5	5	5	5	5	5	10	10	10	10	10
Control	Remote monitoring management system		–	–	–	–	–	–	–	–	–	–	–	–	–	●	●	●	●	●
	Electricity charge apportionment		–	–	–	–	–	–	–	–	–	–	–	–	–	–	○	○	○	●
	Error history		●	●	●	●	–	–	–	–	–	–	–	●	–	●	●	●	●	●
	Emergency stop		–	–	–	–	–	–	–	–	–	–	–	–	–	●*2	●*2	●*2	–	–
	Remote monitoring management		–	–	–	–	–	–	–	–	–	–	–	–	–	●	●	●	○	●
	Energy-saving management		–	–	–	–	–	–	–	–	–	–	–	–	–	–	–	–	○	○
	E-mail notification in case of failure		–	–	–	–	–	–	–	–	–	–	–	–	–	●	●	●	●	●
	Key lock		● Child lock	● Child lock	● Child lock	● Child lock	–	–	–	–	–	–	–	–	● Child lock	● Password setting	● Password setting	● Password setting	● Password setting	● Password setting
	Low noise mode		–	–	–	–	–	–	–	–	–	–	–	–	●	●	●	●	●	●

*1 “Operation mode” setting not available.
*2 Available only for external input control.
*3 Monitoring sites can be set up.
The main unit side can only be operated to cancel the settings.
*4 Available only when using Wired remote controller.
*5 UTY-DCGYZ4 only

●: Supported ○: Optional function –: Unsupported

Wired Remote Controller (Design type)

UTY-RVRY

Up to
16 indoor units
Up to
1 group

FEATURED FINALIST 2023

reddot winner 2024

GOOD DESIGN AWARD 2022

Official YouTube Channel

Simple and stylish design that harmonizes with the space

- The stylish design controller, UTY-RVRG, enables intuitive operation with touch screen. It is compatible with many 2-wired indoor units.

Harmonizes with The Installation Space

When not in use, the controller is a part of the interior décor.
This is achieved by using mirrors, glass, and clear panels, and it appears to be one with the wall.
The sleek and stylish design won the 2022 Good Design Award and was selected as a finalist for the 2023 IDEA award.

Intuitive Operation

The touch screen is easily operated by swiping vertically and horizontally, and users can operate the controller without using manuals.

Temp. Setting

Operation Mode

Status Indicator Lamp Colors

When not in use, the operation mode is indicated through indicator lamp colors shown under the controller.
The indicator lamp can be switched ON and OFF to avoid glare at night.

Blue: Cooling

Red: Heating

Green: Dry

Purple: Auto

Refrigerant Cycle Monitor

The controller will display specific sensor values of outdoor and indoor units for maintenance and service support.

* Display screen example
* This function is only supported by split units, using the H-Serial communication protocol. Example: ASYH30KMTB

Logo Display

The controller can display hotel logos when not in use. Images are sent via Bluetooth® connection where data is saved in the flash memory built into each controller.

* Color display available

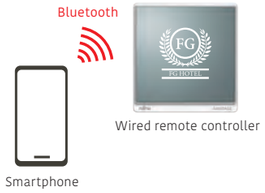



AIRSTAGE Remo Set Application (free download)

Set up your wired remote controller via Bluetooth from your smartphone (or directly at the controller).

Features:
- Initial configuration
- Function setting
- Custom logo import
- Copy settings between controllers

For iOS

For Android

Initial Settings / Indoor Unit Function

The initial controller settings and indoor unit function settings can be sent from a smartphone by pairing with the controller via Bluetooth. It also can read the setting values of a paired controller, and send a copy of them to one or more additional controllers, significantly reducing installation time.

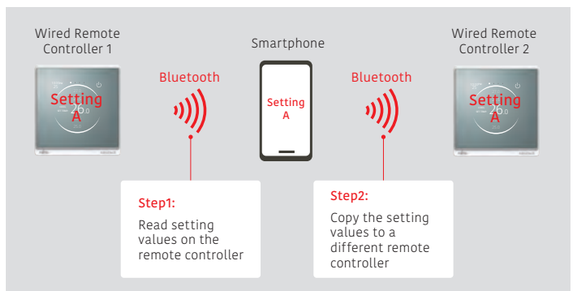

*Smartphone : Wired Remote Controller = 1 : 1

Specifications

Model name	UTY-RVRY
Power Source	DC12V
Dimensions (H × W × D) (mm)	121.5 × 116 × 26
Weight (g)	225

Wired Remote Controller (with touch panel)

UTY-RNRYZ6

Up to
16 indoor units
Up to
1 group

Easy Operation Due to Large High-Resolution STN-LCD Touch Panel Screen

- Touch screen LCD
- Built-in daily/weekly timer (ON/OFF, temperature, modes)
- Backlit screen for easy operation in the dark.
- Room temperature display
- Controls up to 16 indoor units
- Supports 11 languages: Chinese, Dutch, English, French, German, Greek, Italian, Polish, Portuguese, Spanish, and Turkish
- Nonpolar 2-core type

High Performance and Compact Size

A single remote controller controls each connected indoor unit and provides a weekly timer function and a variety of energy-saving options.

Individual control + Thermo sensor + Weekly timer + Auto-off timer →

Energy Saving Controls

Custom Auto

- Maintains 2 separate setpoints for heating and cooling operations.
- Automatically switches between heating and cooling modes.

* Not available for some models

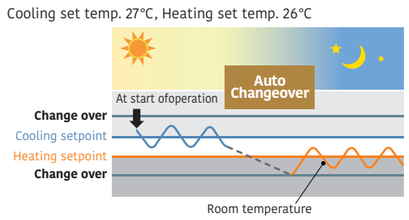

Auto-off timer

- While the Auto-off timer is activated, if the set off time is specified as, for example, one hour, the power will automatically turn off one hour after the start of operation.
- A desired time frame can be specified for the Auto-off timer.
- The off-time can be set from 30 to 240 minutes.

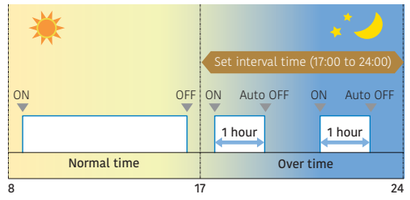

e.g.) Between 17:00 and 24:00 (over time hours), when the 1 hour set off time has elapsed, the system will automatically turn off the indoor unit as it has been judged to be "forgotten to turn off."
Set off time for over time hours: 1 hour

2-setting weekly timer

Set temperature auto return

Setting temperature range limitation

NEW Safety Measures for R32 Products*1

- **Clearly indicates refrigerant leak**

In the event of a refrigerant leak, the following actions will clearly notify the user:

- A buzzer will sound
- The backlight and operation indicator lamp will flash
- A message will appear on the display



- **Notify when it's time to replace the detector**

One year before the refrigerant leak detector needs replacement, it will notify the user with the following actions:

- Display a message and icon
- The operation indicator lamp will flash



Features: Wired Remote Controller (Touch Panel)

Refrigerant Cycle Monitor (Option)

Wired Remote Controller (Touch Panel) will support to display some sensor values for maintenance and service support.

* This function is only supported by split units, using the H-Serial communication protocol. Example: ASYH30KMTB

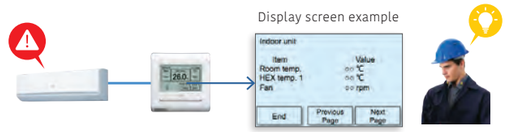

Multi System Control*2

1) Lead Lag Operation

Standby Indoor Unit can be selected in lead lag operation. By this, the Indoor units will last longer than operating by nonstop.

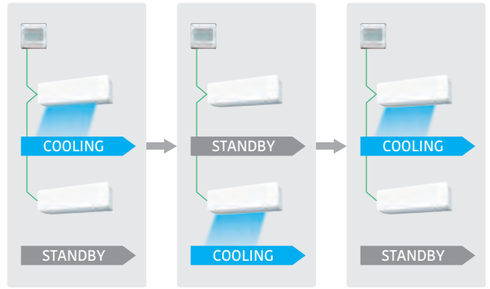

2) Back Up Operation

In case of unexpected Indoor unit error, other Indoor units will start providing back up operation.

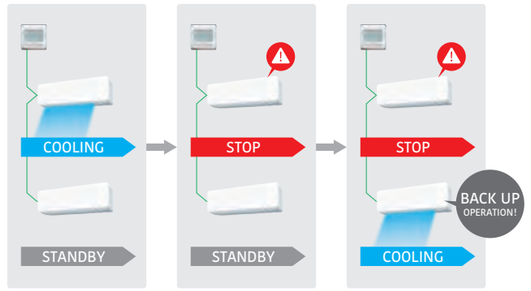

3) Lag Operation

In case of unexpected room temperature rise, other Indoor Units will start providing lag operation.

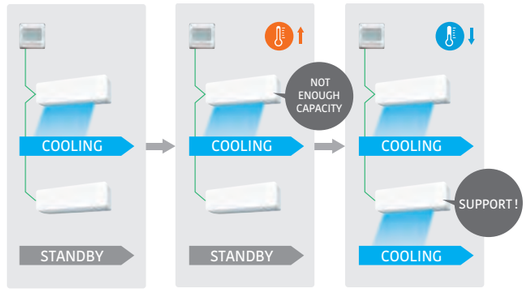

*1: The necessity of a refrigerant leak detector varies depending on room conditions. For details, please refer to the Design & Technical Manual.

*2: "Lead Lag Setting" is an easy-to-use function for room temperature control when using multiple indoor units, while reducing the burden placed on each indoor unit.
If you wish to make use of this function, ensure you use indoor units equipped with a "Special Cooling" function.
For Split products with "Special Cooling" function, refer to S-068 to S-071.
If you use indoor units that do not have a "Special Cooling" function, under certain conditions, there is a chance that "Backup operation" may not operate correctly, and the "Lead Lag Setting" function will not give the expected results.
Additionally, for rooms that require strict conditions, such as server rooms, please consider other appropriate measures.
Please note that we will not provide compensation for any damages suffered to your appliances or data as a result of using this function.
For more details, please confirm with your nearest retail store.

Specifications

Model name	UTY-RNRYZ6
Power Source	DC 12 V
Dimensions (H × W × D) (mm)	120 × 120 × 20.4
Weight (g)	220

DC 12 V is supplied by the indoor unit.

Wired Remote Controller

UTY-RLRY

- ON/OFF/Weekly timer settings
- A built-in thermo sensor monitors and controls room temperature accurately.
- When something goes wrong, an error code is displayed.
- 16 error codes from the most recent one will be kept in the history. (Last 16 error codes can be accessed)
- Nonpolar 2-core type

Up to
16 indoor units
Up to
1 group

High Performance and Compact Size

A single remote controller controls each connected indoor unit and provides a weekly timer function and a variety of energy-saving options.

Individual control + Thermo sensor + Weekly timer + Auto off timer →

Visually Intuitive Operation

- The operation mode, set temperature, and fan speed are shown prominently on the top screen.
- Each function to be set is indicated by an icon.
- The control guide makes it simple and straightforward to operate a remote controller.

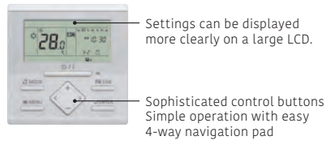

Compact Wired Remote Controller

UTY-RCRYZ1



- Simple design that matches stylish interiors
- The body of the controller, which is easy to install, is designed to conform to the European standard junction box.
- Can be operated both by wireless and wired remote controller.
- Nonpolar 2-core type

Up to
1 indoor units
Up to
1 group

Large Screen and Simple Display

- Large screen but compact size
- Large, easy-to-read letters are used.
- The controls are simple and easy to understand.

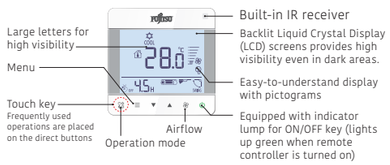

System Overview

VRF connection

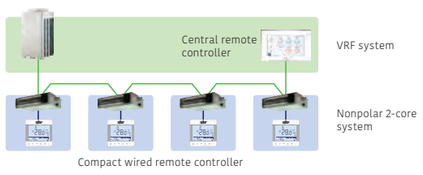

RAC connection

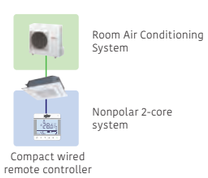

Specifications

Model name	UTY-RLRY	UTY-RCRYZ1
Power source	12 V DC	12 V DC
Dimensions (H × W × D) (mm)	120 × 120 × 17	86 × 86 × 44
Weight (g)	170	135

12 V DC supplied by an indoor unit

Wired Remote Controller

UTY-RVNYM

Up to
16 indoor units
Up to
1 group

Hi-Grade Individual Control with a Wide Range of Functions

- 3.7-inch backlit LCD screen.
- Supports energy-saving functions with simple operation.
- Supports 9 languages: English, French, German, Greek, Italian, Portuguese, Russian, Spanish, and Turkish

Visually Intuitive Operation

- Each function is displayed as an icon.
- Main functions are indicated by large icons: “Mode,” “Set Temp,” and “Fan”
- Easy operation with control guide display
- Simple operation with easy 4-way navigation pad

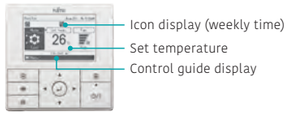

High Performance and Compact Size

- A single remote controller controls each connected indoor unit and provides a variety of energy-saving options.

Individual control + Thermo sensor + Weekly timer + Auto-off timer →

Wired Remote Controller

UTY-RNNYM

- Simple operation with Built-in Weekly/Daily Timer.
- Control up to 16 indoor units.
- Up to 2 Wired remote controllers can be connected to a single indoor unit.

Up to
16 indoor units
Up to
1 group

Accurate Control for Comfort

A thermo sensor built into the remote controller monitors room temperature accurately. The wired remote controller and an optional Remote sensor can be installed in any location to meet any requirement.

Examples of sensor changes

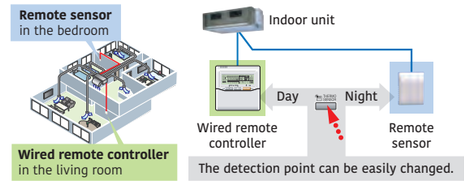

The temperature displayed is the set temperature.

Built-in Timer

Weekly timer: ON/OFF time can be set to operate twice for each day of the week.
Temperature setback timer: Sets the time to change the temperature setting and the time to hold the setting for each day of the week.
At “Weekly timer” + “Temperature setback timer” setup

Specifications

Model name	UTY-RVNYM	UTY-RNNYM
Power source	12 V DC	12 V DC
Dimensions (H × W × D) (mm)	120 × 120 × 21.3	120 × 120 × 18
Weight (g)	220	160

12 V DC supplied by an indoor unit

Simple Remote Controller

UTY-RSRYZ1 / UTY-RHRYZ1 (without operation mode)

UTY-RSRYZ1

UTY-RHRYZ1 (Without operation mode)

Up to
16 indoor units
Up to
1 group

Compact Remote Controller with Basic Functionality

- Up to 16 indoor units can be controlled with one remote controller.
- Suitable for hotels or offices as it is easily operated with no complex functions.
- Simple design that matches stylish interiors
- Large LCD screen and easy-to-use control buttons
- Backlight: White backlight makes it easy to operate in the dark.
- Nonpolar 2-core type

Supports a Variety of Applications

- **Vertical louver control:** Adjusts the vertical airflow direction of a duct-type indoor unit with an auto louver or a cassette type installed in a hotel room or a conference room.

- **Setting temperature range limitation:** Enables an indoor unit to operate in an energy-saving manner in a small building not equipped with a central remote controller.

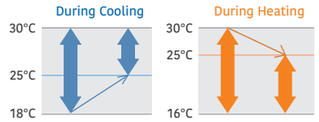

- **Built-in room temperature sensor:** Monitors and controls room temperature accuracy.

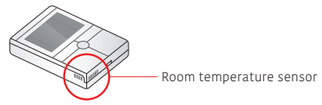

NEW Safety Measures for R32 Products*1

- **Clearly indicates refrigerant leak**

In the event of a refrigerant leak, the following actions will clearly notify the user:

- A buzzer will sound
- The backlight and operation indicator lamp will flash

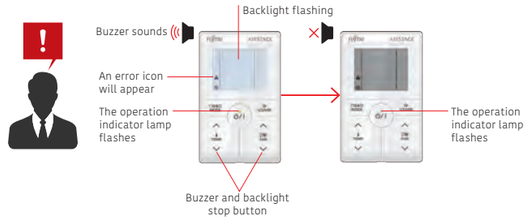

- **Notify when it's time to replace the detector**

One year before the refrigerant leak detector needs replacement, it will notify the user with the following actions:

- Display the icon
- The operation indicator lamp will flash

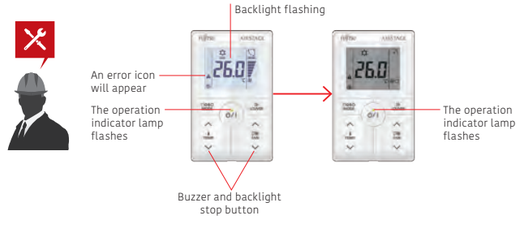

*1: The necessity of a refrigerant leak detector varies depending on room conditions. For details, please refer to the Design & Technical Manual.

Specifications

Model name	UTY-RSRYZ1	UTY-RHRYZ1
Power source	12 V DC	12 V DC
Dimensions (H × W × D) (mm)	120 × 75 × 19.4	120 × 75 × 19.4
Weight (g)	120	120

12 V DC supplied by an indoor unit

Wireless Remote Controller

UTY-LNTY

Up to
16 indoor units
Up to
1 group
Up to
4 different daily timers

Simple and Versatile Operations with a Choice of 4 Different Types of Timers

Built-in Timer

4 timer programs: ON/OFF/Program/Sleep
Program timer: Sets ON/OFF time once for every 24 hours.
Sleep timer: Adjusts the set temperature automatically while the sleep timer is on.

Easy Installation and Operation

Different codes can be assigned to up to 4 indoor units to prevent a mix-up.
Wide and precise transmitting range

Wireless Remote Controller

UTY-LNWX

Up to
16 indoor units
Up to
1 group
Up to
4 different daily timers

Simple and Comfort Controll

Setting Temperature Range Limitation

Enables an indoor unit to operate in an energy-saving manner in a small building not equipped with a central remote controller.

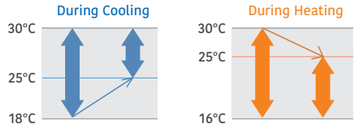

Precise Control

The setting temperature can be adjusted precisely depending on the environment as the controller can set the temperature via 0.5°C*.
*Depends on the indoor unit



Specifications

Model name	UTY-LNTY	UTY-LNWX
Power source	3.0V (1.5V R03/LR03/AAA x 2)	3.0V (1.5V R03/LR03/AAA x 2)
Dimensions (H × W × D) (mm)	205 × 61 × 17	162 × 45 × 17.5
Weight (g)	125	66

12 V DC supplied by an indoor unit

Wireless Remote Controller

UTY-LNXY

NEW

Up to
16 indoor units
Up to
1 group
Up to
4 different daily timers

Slim design with a large backlight display

Large screen with backlight

The LED monitor is equipped with a large and bright backlight, making it easy to see and operate the text.

Slim & Compact

A slim and compact remote control featuring simple operation, achieved through a doorless design and minimal buttons.

6 - Step Fan Speed Control

Medium-High and Medium-Low fan speed settings have been added users can select the fan speed that suits their preferences.

Wireless Remote Controller

UTY-LNVY

Up to
16 indoor units
Up to
1 group
Up to
4 different daily timers

Stylish Design with Backlight

- It has adopted a simple and stylish design.
- The built-in backlight allows the screen to be seen even in dark rooms.

Built-in Timer

4 timer programs: ON/OFF/Program/Sleep
Program timer: Sets ON/OFF time once for every 24 hours.
Sleep timer: Adjusts the set temperature automatically while the sleep timer is on.

Error Diagnosis

It can detect the reason for system errors easily.
When an error is detected, the error code number can be checked using the remote controller display.

Precise Control

The setting temperature can be adjusted precisely depending on the environment as the controller can set the temperature via 0.5 °C*.
*Depends on the indoor unit

Specifications

Model name	UTY-LNXY	UTY-LNVY
Battery	3.0V (1.5V R03/LR03/AAA x 2)	3.0V (1.5V R03/LR03/AAA x 2)
Dimensions (H × W × D) (mm)	186 × 52 × 17.6	181 × 58 × 17
Weight (g)	116	116

12 V DC supplied by an indoor unit

Wireless Remote Controller

UTY-LNHY

Up to
16 indoor units
Up to
1 group
Up to
4 different daily timers

Simple and Versatile Operations with a Choice of 4 Different Types of Timers

Built-in Timer

4 timer programs: ON/OFF/Program/Sleep
Program timer: Sets ON/OFF time once for every 24 hours.
Sleep timer: Adjusts the set temperature automatically while the sleep timer is on.

Easy Installation and Operation

Different codes can be assigned to up to 4 indoor units to prevent a mix-up.
Wide and precise transmitting range

Specifications

Model name	UTY-LNHY
Battery	3.0V (1.5V R03/LR03/AAA x 2)
Dimensions (H × W × D) (mm)	170 × 56 × 19
Weight (g)	85

12 V DC supplied by an indoor unit

IR Receiver Unit for Duct type

UTY-LRHYM / UTY-LBTYM

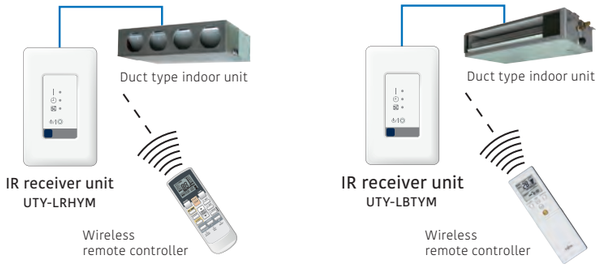

The wireless remote controller controls duct type indoor units.

IR Receiver Unit for Cassette

UTY-LBTYC

Cassette type indoor unit can be controlled with a wireless remote controller.

IR Receiver Unit for Ceiling type

UTY-LBTYH

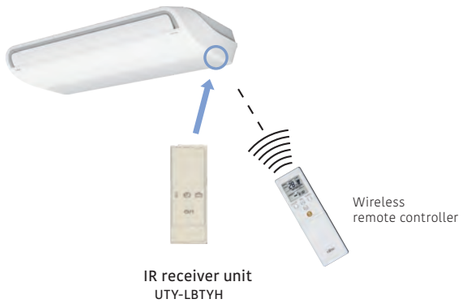

The wireless remote controller controls ceiling type indoor units.

Specifications

< Wireless Remote Controller >

Model name	UTY-LRHYM	UTY-LBTYM	UTY-LBTYC	UTY-LBTYH
Battery	1.5 V (R03/LR03/AAA)	1.5 V (R03/LR03/AAA)	1.5 V (R03/LR03/AAA)	1.5 V (R03/LR03/AAA)
Dimensions (H × W × D) (mm)	170 × 56 × 19	205 × 61 × 17	205 × 61 × 17	205 × 61 × 17
Weight (g)	85	125	125	125
< IR Reciver Unit>				
Battery	DC5V	DC5V	DC5V	DC5V
Dimensions (H × W × D) (mm)	145 × 90 × 30	145 × 90 × 30	—*	—*
Weight (g)	150	150	140	100

DC 5 V is supplied the indoor unit.
*It will replace the parts of the indoor unit to be connected.

IR Receiver Unit for Ceiling type

UTY-TRHXH

NEW

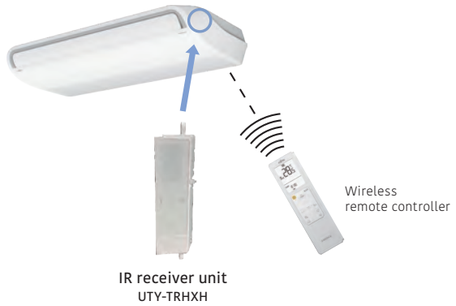

The wireless remote controller controls ceiling type* indoor units.

*A separate wireless remote control
(model: UTY-LNVY or UTY-LNHY or UTY-LNXY) is required.

IR Receiver Unit for Duct type

UTB-YWC / UTY-TRHX

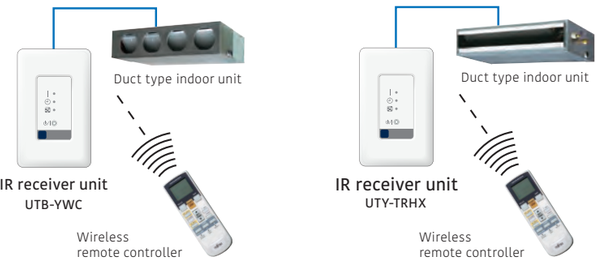

The wireless remote controller controls duct type* indoor units.

*Large airflow duct types do not work with this IR receiver unit.

*A separate wireless remote control
(model: UTY-LNHY) is required.

IR Receiver Unit for Cassette

UTY-LBHXD / UTY-TRHX



Cassette type indoor unit can be controlled with a wireless remote controller.

*A separate wireless remote control
(model: UTY-LNVY or UTY-LNHY) is required.

Specifications

Model name	UTY-TRHXH	UTB-YWC	UTY-LBHXD	UTY-TRHX
Dimensions (H × W × D) (mm)	-*	170 × 56 × 19	-*	145 × 90 × 30
Weight (g)	100	85	140	150

DC 5 V is supplied the indoor unit.
*It will replace the parts of the indoor unit to be connected.

WLAN Adapter

UTY-TFSXH3 / UTY-TFSXJ3

USB type for single split models
UTY-TFSXH3

UTY-TFSXJ3
(CN connector type)

Up to
1 indoor unit

AIRSTAGE Mobile

"AIRSTAGE Mobile" is an application software that enables you to manage the General's air conditioner(s) with a mobile device from anywhere.

- Maximum 5 accounts per 1 indoor unit
- Room / Outdoor temperature display
- Can be used for a Single / Multi and VRF indoor units.
- No separate external power supply required

App Store For iOS

Google Play For Android

User Friendly for Everyone

Enjoy easy-to-use centralized operation of air conditioners via a smartphone anytime, anywhere

Image*

House Owner

Shop Owner

Commercial Building Owner

Main Functions

- ON/OFF
- Operation mode
- Fan speed
- Louver position
- Set temperature control
- Weekly timer
- Room temperature display
- Outdoor temperature display
- Error display

*Contents of display differ depending on the type of indoor unit.

Ease of Use is Pursued to Achieve a Stylish Design

The more legible and accessible timer UI enables effortless schedule management.

Mode change

Fan speed change

Weekly timer

Features: AIRSTAGE Mobile

Centralized Operation for Flexible Remote Management of All Air Conditioners

AIRSTAGE Mobile is ideal for a wide range of applications, from large residential buildings to smaller commercial spaces such as offices and stores. Anyone who has a smartphone and an adapter can access to manage the system at a low cost.

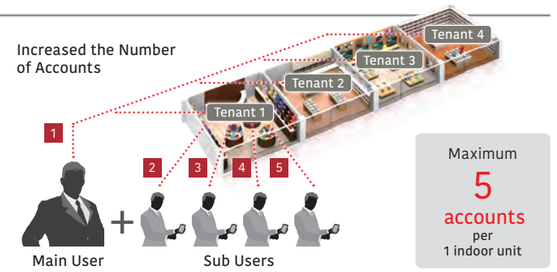

Hierarchical Group Management

Multiple air conditioners can be combined into a single group for centralized operation. Several groups can also be organized at once.
Grouping the air conditioners by building, floor, or room makes it easy for users to monitor their operation status and operate them quickly.

*One wireless LAN adapter is required per indoor unit.

Operate Air Conditioner and Check Its Operation Status Just by Talking to It

Connecting with a smart speaker allows the user to operate the air conditioner and check its operation status just by talking to it.

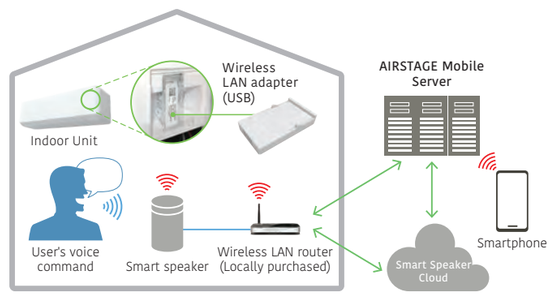

Specifications

Model name	UTY-TFSXJ3(CN connector type)	UTY-TFSXH3
Dimensions (H × W × D) (mm)	71 × 38 × 15	56.7 × 34 × 9.72
Weight (g)	35	30

WLAN Adapter

FG-RC-WIF1Z2 / FG-IR-WIF1Z1 / FG-AC-WIF1Z1

FG-RC-WIF1Z2
(3-wire RC-line type)

FG-AC-WIF1Z1
(CN connector type)

FG-IR-WIF1Z1
(IR type)

Up to
1 indoor unit

AC Cloud Control

- This interface provides the most advanced solution for the remote management of an air conditioning system by using smartphones, tablets, and computers.
- No separate external power supply required

Installation Example

[3-wire RC-line type/CN connector type]

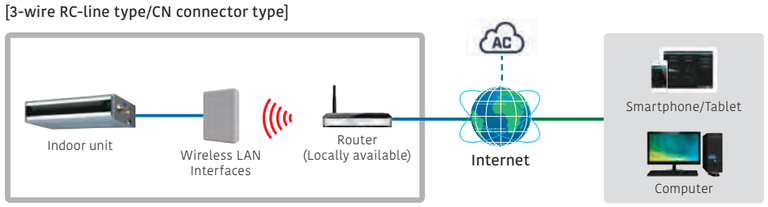

[IR type] Connection to wall-mounted type

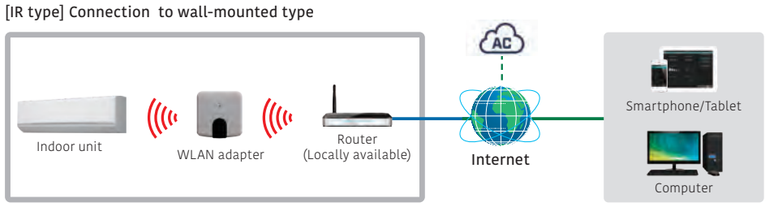

[IR type] Connects to the product with the optional receiver kit

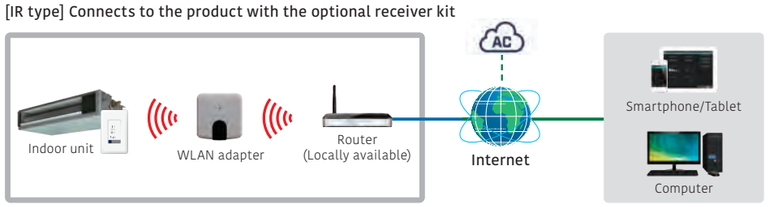

*IR receiver required.

Basic Control

- Turning air conditioner on and off
- Mode select (Heat, Cool, Dry, Auto, Fan)
- Louver position (airflow direction setting)
- Fan speed control
- Room temperature display
- Setting temperature
- Multiple language support
- One single scene is created.

Advanced Control (optional functions)

- Climate-based operation modes (ECO, Comfort, and Powerful) (to be available in the future)
- Schedule functions (ON/OFF, modes, set temperature, fan speed, louver position)
- Setting temperature range limitation
- Multiple Scenes and Calendars are created.
- Smart Speaker compatibility
- Advanced internet service connections

Notification and Operation History

- E-mail notification alerts
- Air conditioning malfunction alert
- Connectivity monitoring and alert
- Operation history (to be available in the future)

Specifications

Model name	FG-RC-WIF1Z2 (3-wire RC-line type)	FG-AC-WIF1Z1 (CN connector type)	FG-IR-WIF1Z1 (IR type)
Number of controllable groups	1	1	1
Dimensions (H × W × D) (mm)	108 × 70 × 28	81 × 78 × 28	127 × 50 × 17
Weight (g)	80	76	80

Multiple Protocol WLAN Adapter

FG-RC-WMP1Z1 / FG-IR-WMP1Z1 / FG-AC-WMP1Z1

FG-RC-WMP1Z1
(3-wire RC-line type)

FG-AC-WMP1Z1
(CN connector type)

FG-IR-WMP1Z1
(IR type)

Up to
1 indoor unit

AC Cloud Control

- Air conditioner control of Home Automation systems via wireless LAN connection.
- No separate external power supply required

Installation Example

[3-wire RC-line type/CN connector type]

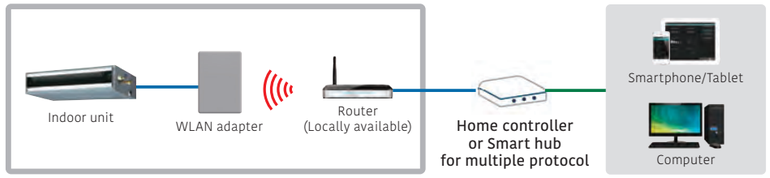

[IR type]

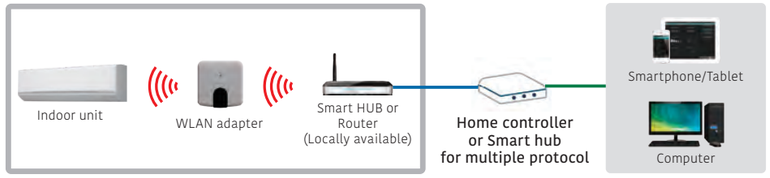

*IR receiver required for other than wall-mounted type.

Specifications

Model name	FG-RC-WMP1Z1 (3-wire RC-line type)	FG-AC-WMP1Z1 (CN connector type)	FG-IR-WMP1Z1 (IR type)
Number of controllable groups	1	1	1
Dimensions (H × W × D) (mm)	70 × 100 × 28	127 × 50 × 17	81 × 78 × 28
Weight (g)	98	80	76

Multiple Protocol LAN Adapter

FG-TL-BMKM16Z1

FG-TL-BMKM16Z1
(VRF type)

Up to
16 indoor units

Installation Example

[VRF type]

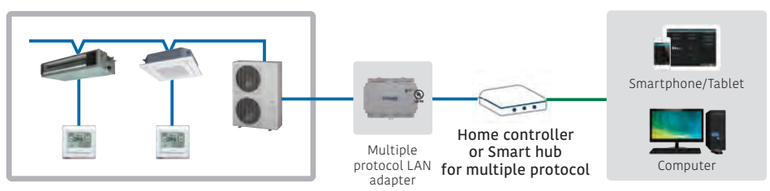

*No separate external power supply required

Specifications

Model name	FG-TL-BMKM16Z1 (VRF type)
Power supply	12 to 36 VDC, Max: 250 mA or 24 VAC 50-60 Hz, Max: 127 mA*
Dimensions (H × W × D) (mm)	90 × 106 × 58
Weight (g)	375

*24 V DC power supply is recommended.

Home Central Remote Controller

UTY-DMMYM / UTY-DMMYM1

Up to
1 multi-split system
Up to
6 indoor units

For 5-Unit and 6-Unit Multi-Split type

- Batched control of up to 6 indoor units For all indoor units connected to the remote controllers, the Home central remote controller sets room temperature, airflow volume, and remote controller prohibition from other remote controllers at once.
- Supports 9 languages: English, French, German, Greek, Italian, Portuguese, Russian, Spanish, and Turkish.
- Large backlit indicator lamp screen
- Large, easy-to-see operation panel

Example of system configuration



Home Central Remote Controller

Weekly timer
Up to 4 ON/OFF settings can be programmed per day. Two weekly patterns can be set, one for the cooling season and the other for the heating season.

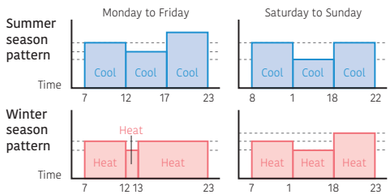

Low noise operation
You can choose from 4 low noise levels depending on the installation environment. ON/OFF timing of low noise mode can be set with the timer.

10 °C heat operation
When you leave the house, the air conditioner runs a minimum heating operation to maintain the room temperature at 10°C.
*Consult your dealer for conditions of use.

Economy operation
When you select energy-saving economy mode, the temperature setting for the indoor unit increases (during cooling operation) or decreases (during heating operation) by 1°C and the maximum electric value of the outdoor unit is suppressed.

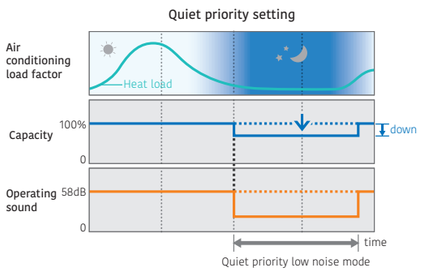

Prohibiting local control, including settings such as child lock
The Home central remote controller is equipped with a lock function to prevent unauthorized operation from the remote controllers of the indoor unit in each room. The Home central remote controller is equipped with a child lock to prevent children from accidentally turning the air conditioner on or off or changing its settings.

Specifications

Model name	UTY-DMMYM/UTY-DMMYM1
Power source	12 V DC
Dimensions (H × W × D) (mm)	120 × 120 × 21.3
Weight (g)	220

12 V DC supplied by an indoor unit

Central Remote Controller

UTY-DCGYZ4

Up to
100 indoor units
Up to
50 groups

For Tenants in Small to Midsize Commercial Premises

- Individual control and monitoring of up to 100 indoor units
- 7.0inch TFT color screen
- Visually intuitive operation
- Room temperature display by indoor unit sensor & remote controller sensor
- 50 Remote Controller Groups Display & remote controller group rename
- Supports 13 languages: Chinese (Simplified/Traditional), Dutch, English, French, German, Greek, Italian, Polish, Portuguese, Spanish, Turkish, and Thai (Remote Management only)

Easy Operation

Air conditioning management by detecting room temperatures of each room

The room temperature detected with indoor unit sensor or remote controller sensor can be displayed. This model can detect the room temperature by indoor units sensors even if wired remote controllers are not connected to the indoor units.

Not connected wired remote controller

Indoor Unit Sensor



Thermistor

*Room temperature is displayed only when indoor unit operates.

One-tap to switch

50 Remote Controller Groups Display

The group display and the 50 remote controller groups display can be switched easily.



Manage & Monitor by 50 Remote Controller Groups

Connected wired remote controller

Remote Controller Sensor / other sensors



Thermistor

NEW Refrigerant leak response

If a refrigerant leakage occurs, the buzzer will sound, the backlight will illuminate, and a message indicating a refrigerant leakage will appear on the display.

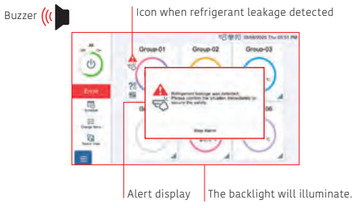

NEW Leaking indoor unit list function

The refrigerant sensor's operation is also recorded as history, enabling smooth troubleshooting by service technicians.

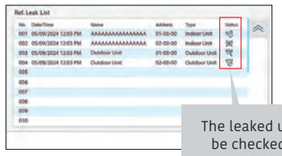

NEW Detector replacement notification

One year before the detector replacement deadline, a message and icon will appear, and the display backlight will illuminate.
This indicates that it is time to replace the detector.

Features: Central Remote Controller

- Easy intuitive operation from the touch panel display.
- All functions can be accessed through the monitoring screen showing a pop-up window for detailed operation.

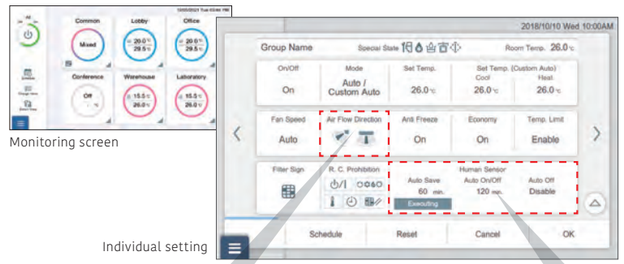

Added individual wind direction control

Individual wind direction control has been added.

Circular Flow cassette / 3D Flow cassette

Circular flow cassette

Occupancy sensor Compatible

Occupancy sensor setting

- Auto save
- Auto on/off
- Auto off detection time
- Enable and disable

Remote Management

Remote monitoring / Remote operation

The central remote controller can control your tenant's air conditioner anytime and anywhere.
When the central remote controller manages the indoor units of some tenants, air conditioning of each tenant can be managed separately online.

Increased the Number of Accounts

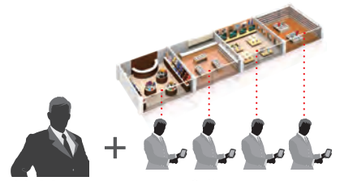

Trouble support function

Display error details

Display descriptive explanation when an error occurs

Sensor value monitoring function

Monitor sensor data of indoor unit / outdoor unit, send mail

Notify room temperature by email*

Notify by e-mail when the temperature around the air conditioner is too high or too low

*:This function is available only when using wired remote controller.

Schedule Management

Annual schedule

- An annual schedule can be arranged for each remote controller group or user-defined group.
- Allows for the programming of special settings for weekends, holidays, and store closings throughout the year.

low noise schedule

Low noise operation of outdoor units can be scheduled.

Automatic return to set temperature

A function that automatically returns the changed temperature to its original value over time.

Specifications

Model name	UTY-DCGYZ4
Power Supply	100-240 V 50/60 Hz
Dimensions (H × W × D) (mm)	134.6 × 216.2 × 37.9
Weight (g)	800

Touch Panel Controller

UTY-DTGYZ2

NEW

- Stylish look
- Large 10.1-inch TFT color LCD screen
- Touchscreen and Intuitive usability
- Capable of controlling up to 400 indoor units
- Supports 6 languages: Chinese, English, French, German, Polish, and Spanish.
- Capable of displaying refrigerant leak list

Up to
400 indoor units
Up to
100 outdoor units
Up to
400 groups

Installation Example

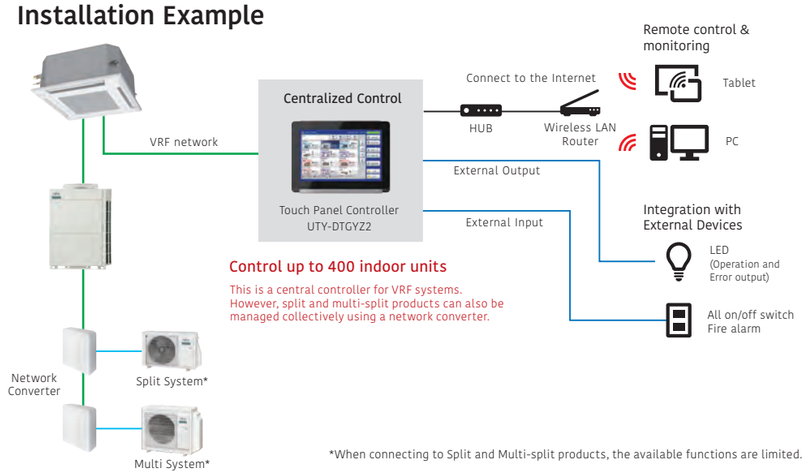

*When connecting to Split and Multi-split products, the available functions are limited.

Compact and sleek appearance

Its compact and clean appearance makes it a design that matches the interior of offices and commercial facilities.

User-friendly monitor design

The large screen makes it easy to operate.

Features a large, easy-to-view 10.1-inch display. The icons displayed are also large, enabling intuitive operation.

Display Size
10.1 inch

Intuitive usability

Scrolling and pull-down lists can be operated by swiping. Numerical values can be changed using the pull-down list.

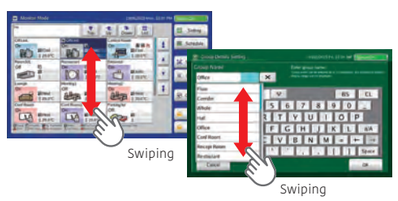

Safety Measures for R32 Products*1

If a refrigerant leakage is detected in the indoor unit, the following measures will be taken.

- Display refrigerant leak alert
- A buzzer will sound when an alert is displayed.
- Operation Status of Indoor Unit Refrigerant Leak Detector
- View detailed alert information

*1: The necessity of a refrigerant leak detector varies depending on room conditions. For details, please refer to the Design & Technical Manual.

Display refrigerant leak alert

An alert regarding refrigerant leakage is displayed, and users and administrators are notified.

Refrigerant leak alert

Refrigerant Leak Alert List Display

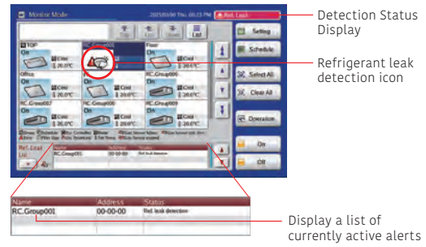

A buzzer will sound when an alert is displayed

If a refrigerant leakage occurs in the indoor unit, the backlight illuminates at maximum brightness and remains lit until the user or administrator confirms the alert screen. The buzzer continues sounding until all alarms are cleared or stopped. The refrigerant leakage buzzer cannot be set to silent.

Check for detector malfunctions or replacement timing

Issues replacement warnings due to malfunction or end-of-life of leak detectors, displaying icons and refrigerant leak lists on the monitoring screen. Status is notified via messages.

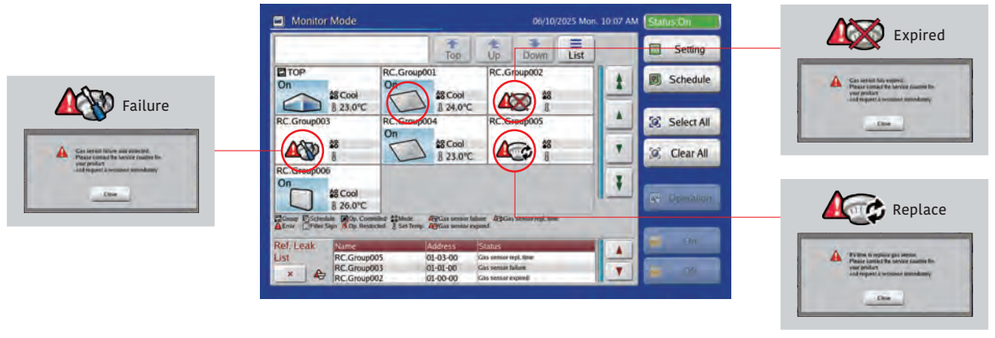

View detailed alert information

The system alerts users to refrigerant leaks via error codes, prompting them to arrange repairs or replacements.

Features: Touch Panel Controller

Electricity Charge Apportionment
(Online Activation)

- Energy cost can be calculated and allocated to each billing user in proportion to the amount of energy used for air conditioning.

- Apportionment charge/bill calculation
- Tenant (block) setting
- Common facilities apportionment setting
- Rated power consumption allotment
- Individual calculations for cooling and heating
- Electricity meter supported

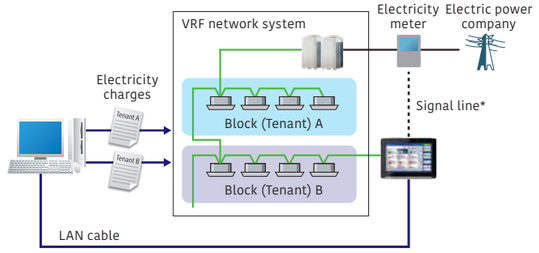

* An electricity usage meter can be connected to an external input connector of the Touch panel controller. In that case, the meter cannot be connected to an outdoor unit at the same time.

Easy Installation

- The touch panel controller can be mounted on a wall.
- Flat back surface enables easy installation anywhere on a wall.
- No additional parts or components required for installation

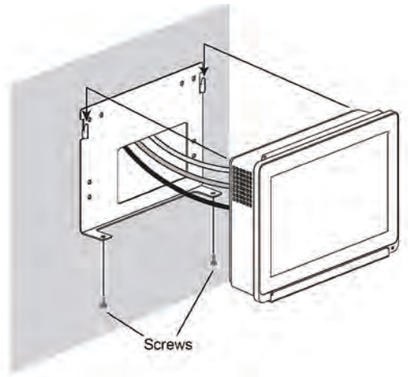

Service & Support Made Easy

This is an operation history accumulation function that enables service personnel to analyze and restore equipment when malfunctions occur.

Operation history data is backed up to the built-in SD card once per day.

Function list

	UTY-DTGYZ2
Maximum number of controllable remote controller groups	400
Maximum number of controllable indoor units	400
Maximum number of controllable groups	400
Air conditioning control functions	
ON/OFF	●
Operation mode setting	●
Fan speed control	●
Room temperature setting	●
Set temperature in 0.5°C increments	●
Setting temperature range limitation	●
Test operation	●
Vertical louver setting	●
Horizontal louver setting	●
Individual louver control	●*1
Group setting	●
Remote controller prohibition	●
Anti-freeze setting	●
Set temperature auto return	●
Economy mode setting	●
Occupancy sensor control	●
Displayed items	
Error	●
Defrosting	●
Current time	●
Day of week	●
Remote controller prohibition	●
Address display	●
Room temperature	●
Multiple language support	●*2
Setting for daylight saving time	●
Name registration	●
Displayed items	
Backlighting	●
2D floor layout/3D building display	–
Refrigerant leak detection	●
Refrigerant Cycle Monitor	–
Logo Display	–
Limited Visibility of Settings	–

		UTY-DTGYZ2
Timer		
Schedule timer	Period	Year
	ON/OFF, Temp, Times per day	20
ON/OFF timer		–
Sleep timer		–
Program timer		–
Auto-off timer		●
Day off		●
Minimum unit of timer setting (minutes)		10
Low noise mode		●
Control		
Remote monitoring management system		●
Electricity charge apportionment		○
Error history		●
Emergency stop		●*3
Remote monitoring management		●
Energy-saving management		–
E-mail notification in case of failure		●
Key lock		● Password setting
Low noise mode		●

*1 Monitoring sites can be set up. The main unit side can only be operated to cancel the settings.
*2 Available only when using Wired remote controller.
*3 Available only for external input control.
●: Supported ○: Optional function –: Unsupported

Specifications

Model name	UTY-DTGYZ2
Power supply	Single phase ~ 100 to 240V
Dimensions (H × W × D) (mm)	194 × 261 × 66
Weight (g)	1,750
Interfaces	Transmission/LAN/USB/EXT OUT/RESET/POWER OFF

Touch Panel Controller

UTY-DTGYZ1

- Large 7.5-inch TFT color LCD screen
- Touch screen operation
- Stylish design to fit nicely into any room environment
- Controls up to 400 indoor units.
- Icon or list view can be selected in monitoring mode.
- Supports 7 languages: Chinese, English, French, German, Polish, Russian, and Spanish.
- Mounted with LAN adapter for remote control & operation, external input/output with emergency stop and batch ON/OFF

Up to
400 indoor units
Up to
100 outdoor units
Up to
400 groups

Easy Operation

- Wide range of simple-to-understand icons
- Operate by pressing the icons on the screen with your finger or a stylus.
- The color on the back identifies the current control operation; blue is for monitoring and green is for operational control.

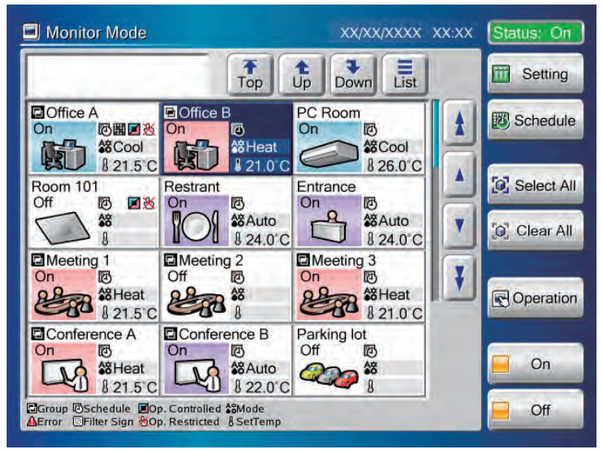

Easy Maintenance

- The flat touch panel can be easily cleaned.
- Touch panel controller with non-glare coating to prevent finger marks
- Front cover for easy removal.

Easy Installation

- The touch panel controller can be mounted on a wall.
- Flat back surface enables easy installation anywhere on a wall.
- No additional parts or components required for installation

Controls Up to 400 Indoor Units

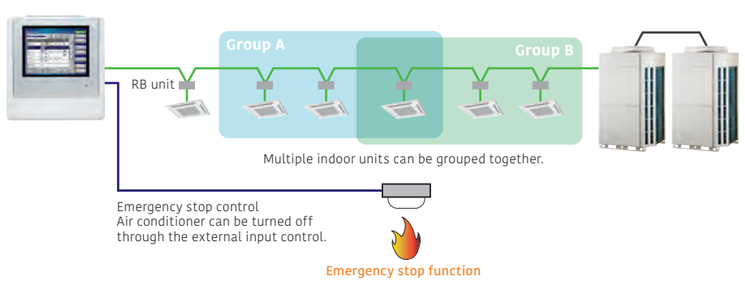

Features: Touch Panel Controller

Control & Monitoring

- Control and monitor General air conditioners via LAN or internet.
- Users and tenants can manage their assigned equipment from anywhere by computer or tablet.
- When something goes wrong, an error notice is sent by e-mail for prompt troubleshooting.

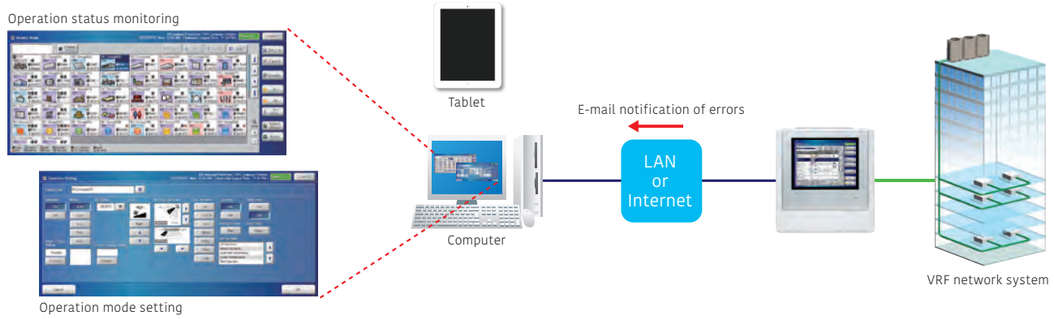

Smartphone

Model name	Browser
Nexus 6P (Android 7.1.1)	Google Chrome 5.5
iPhone 7 (iOS 10.1)	Safari 10

Tablet

Model name	Browser
iPad Pro 9.7 inch (iOS 10.2.1)	Safari 10

Flexible access permissions can be granted to users at each point level.

The administrator can register multiple users and permit them to access any indoor unit and any functions.

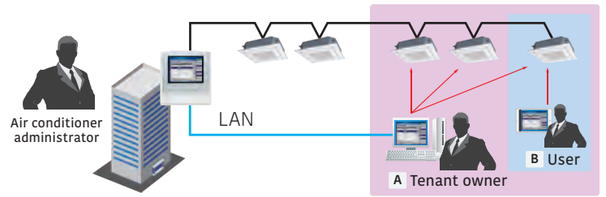

A : Account ID for Tenant owner B : Account ID for User

Additional Languages

Supports 7 languages as standard: Chinese, English, French, German, Polish, Russian, and Spanish.
Create a language database to integrate additional languages into the remote device.
The added languages will only be displayed on the remote device and cannot be added to the Touch panel controller.

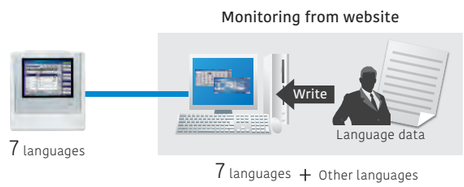

Electricity Charge Apportionment

(Option: UTY-PTGXA)

- Energy cost can be calculated and allocated to each billing user in proportion to the amount of energy used for air conditioning.

- Apportionment charge/bill calculation
- Tenant (block) setting
- Common facilities apportionment setting
- Rated power consumption allotment
- Individual calculations for cooling and heating
- Electricity meter supported

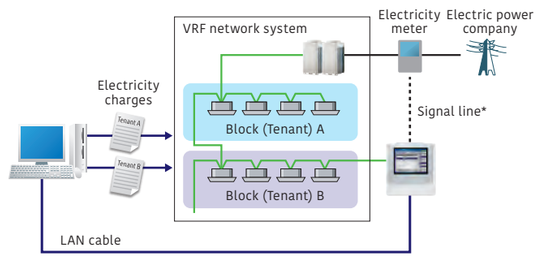

* An electricity usage meter can be connected to an external input connector of the Touch panel controller. In that case, the meter cannot be connected to an outdoor unit at the same time.

Features: Touch Panel Controller

Automatic Setting for Daylight Saving Time

Functions provided

1) Schedule setting for daylight saving time
- It prevents the user from forgetting to set daylight saving time. In addition, it saves time and effort for the user.

Automatic clock adjustment

2) Time can be set for all controllers in a batch automatically.

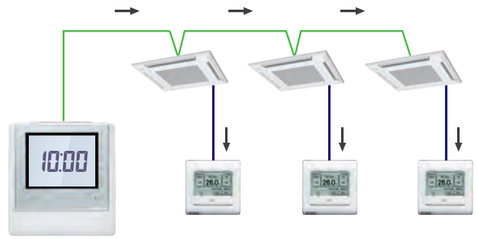

Outdoor Unit Low Noise Operation

You can choose from 4 low noise levels depending on the installation environment.
ON/OFF timing of low noise mode can be set with the timer.

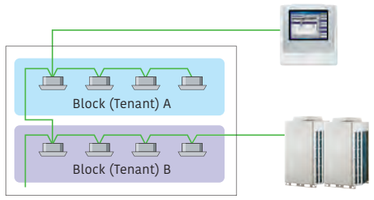

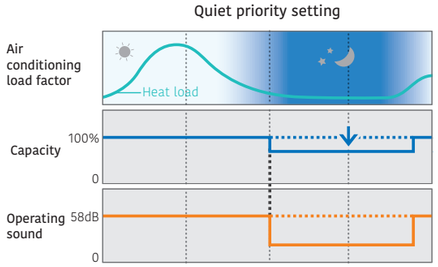

Energy-Saving Controls

Custom Auto

- Maintains 2 separate setpoints for heating and cooling operations.
- Automatically switches between heating and cooling modes.

* Not available for some models

Cooling set temp. 28°C, Heating set temp. 18°C

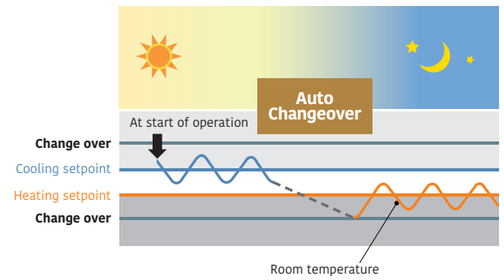

Refrigerant Leak Detection

Refrigerant leakage status is indicated by the management equipment. A pop-up message is displayed to notify the user, and the refrigerant is shut off.

FUNCTIONS SUMMARY

	UTY-DTGYZ1	Monitoring side
Air conditioning control functions		
ON/OFF	●	●
Operation mode setting*	●	●
Fan speed control	●	●
Room temperature setting	●	●
Setting temperature range limitation	●	●
Test operation	●	●
Vertical louver setting	●	●
Horizontal louver setting	●	●
Individual louver control	●*1	●
Group setting	●	●
Remote controller prohibition	●	●
Anti-freeze setting	●	●
Set temperature auto return	—	●
Energy-saving controls	—	●
Economy mode setting	●	●
Occupancy sensor control	—	●
Displayed items		
Error	●	●
Defrosting	●	●
Current time	●	●
Day of week	●	●
Remote controller prohibition	●	●
Cooling/heating priority	●	●
Address display	●	●
Room temperature	●*3	●*3
Multiple language support	●	●
Setting for daylight saving time	●	●
Time zone setting	●	●
Name registration	●	●
Backlighting	●	●
Language setting	7	7+other
Filter sign reset	●	●
Memory operations	●	●
Refrigerant leak detection	●	●

		UTY-DTGYZ1	Monitoring side
Timer			
Schedule timer	Period	Year	Year
	ON/OFF, Temp, Mode, Times per day	20	20
ON/OFF timer		-	-
Sleep timer		-	-
Program timer		-	-
Auto-off timer		—	●
Day off		●	●
Minimum unit of timer setting (minutes)		10	10
Control			
Remote monitoring management system		●	●
Electricity charge apportionment		○	○
Error history		●	●
Emergency stop		●*2	●*2
Remote monitoring management		—	●
Energy-saving management		-	-
E-mail notification in case of failure		—	●
Key lock		● Password setting	-
Low noise mode		●	●

●: Supported ○: Optional function —: Not supported
*1 Only setting cancellation can be operated.
*2 Only available for external input control.
*3 Available only when using a Wired remote controller.

Specifications

Model name	UTY-DTGYZ1
Power supply	Single phase ~100 to 240 V 50/60 Hz
Dimensions (H × W × D) (mm)	260 × 246 × 54
Weight (g)	2,150
Interfaces	Transmission/LAN/USB/EXT IN/EXT OUT/Reset SW

System Controller

UTY-APGXZ1 Software

Up to
4 VRF network systems
Up to
400 outdoor units
Up to
1,600 indoor units

System controller enables advanced integrated monitoring and control of VRF network systems operating in small to large buildings.

- Up to 1,600 indoor units and 400 outdoor units on up to 4 VRF network systems can be controlled.
- To accommodate facility management needs, the system controller offers—in addition to precise air conditioning control—remote central control, electricity charge apportionment, schedule management, and energy-saving options for VRF network systems.
- Supports 7 languages: Chinese, English, French, German, Polish, Russian, and Spanish.

System Controller Lite

UTY-ALGXZ1 Software

Up to
1 VRF network system
Up to
100 outdoor units
Up to
400 indoor units

System controller Lite offers a set of standard functions to manage air conditioners operating in a small or midsize building.

- Up to 400 indoor units and 100 outdoor units on a VRF network system can be controlled.
- In addition to precise air conditioning control, a variety of applications are available as options to offer a wider range of control.
- Supports 7 languages: Chinese, English, French, German, Polish, Russian, and Spanish.

Visually Intuitive Operation

Click & Operate: The visual representation of the property is shown on the screen from the perspective most suitable for operation (Click & Operate) You can select from among 4 display options: site, building, floor, and list.

Freely define groups for batched control: Indoor units can be grouped for simplified batch control from the tree menu. They can be grouped by organizational hierarchy, such as by division, department, and section.

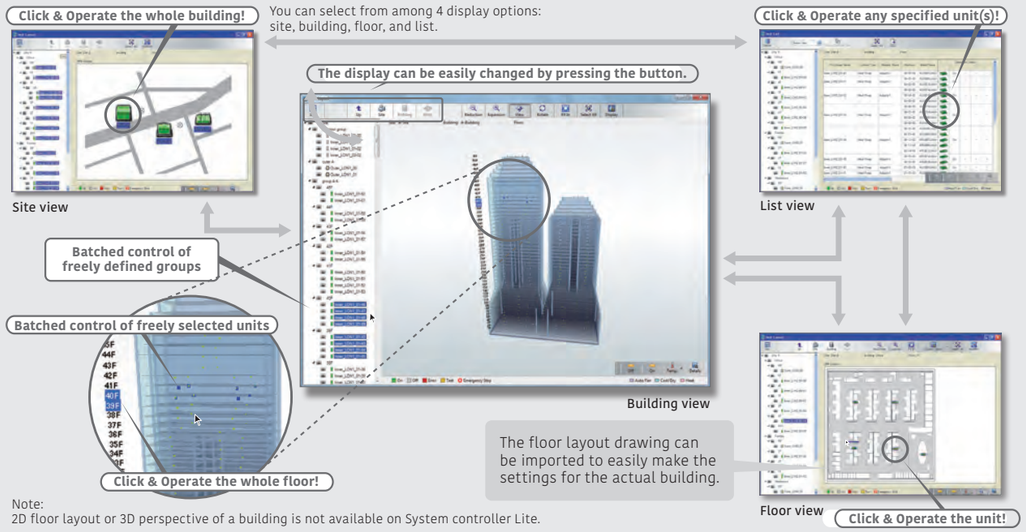

Note:
2D floor layout or 3D perspective of a building is not available on System controller Lite.

Features: System Controller / System Controller Lite

Third-Party Devices Connected via MODBUS® can be Controlled

Standard for System Controller Option for System controller Lite UTY-PLGXX2

When a MODBUS® adapter (locally available) is connected to a computer, electrical equipment and devices supported by MODBUS® can be monitored and controlled centrally from the computer. The central control can reduce wasted energy throughout an entire building resulting from a failure to turn equipment off during or after work, as well as reduce the need for on-site patrols.

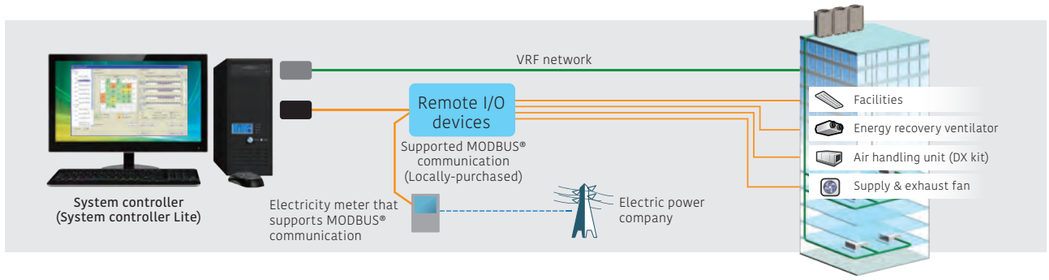

Wide-Ranging Operation and Data Management

Standard System controller and System controller Lite

Schedule management
- An annual schedule can be arranged for each remote controller group or user-defined group.
- ON/OFF, operation mode, remote controller prohibition, and temperature settings can be programmed for up to 143 times per day at 10-minute intervals and for up to 101 configurations for each remote controller group.
- Settings can be programmed for a period that spans midnight.
- Allows for the programming of special settings for weekends, holidays, and store closings throughout the year.
- Low noise operation of outdoor units can be scheduled.

Wide-ranging control of indoor and outdoor units
- The operation status and mode of each indoor unit are displayed.
- Turn on and off each indoor unit and switch its operation mode.
- Setting temperature range limitation
- Low noise setting of outdoor units

Remote controller prohibition
Prohibits the operation mode, temperature setting, or ON/OFF of an indoor unit.

Error alert and e-mail notice
When something goes wrong, an error message is shown in a popup on a computer display with a chime, and an e-mail notice is sent. Errors of the past one year are logged and can be reviewed.

Operation and control history
A history of operation status and control can be maintained and retrieved.

Importing and exporting databases
Only an administrator is authorized to import and export registration, layout, and image data.

Automatic clock adjustment
Time can be set for all controllers in batch automatically.

Electricity Charge Apportionment

Standard on System controller

Option System controller Lite UTY-PLGXA2

Electricity charge apportionment method
This is a method to calculate monthly energy costs to be allocated to each tenant based on the amount of energy used by their air conditioners. The first step is to determine exactly how much energy is consumed by air conditioners in each tenant space. The second step is to divide the total energy charge billed by an electric power company based on the amount of energy used by each tenant to determine the energy cost to be allocated to each of them. (See figure on right)
The calculation takes into consideration such factors as the number of unused rooms and nighttime electricity rate, which are shown in detail on an energy cost allocation schedule.

Example of system configuration

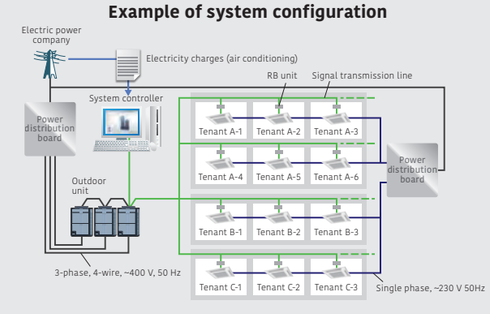

Features: System Controller / System Controller Lite

Remote Monitoring Management

Standard on System controller

Option System controller Lite UTY-PLGXR2

The System controller can be used on site or remotely over networks for remote central control.
The System controller requires 2 software programs working together: The VRF controller runs on site and communicates with the VRF system;
The VRF explorer, which runs at a remote location, provides a user interface and communicates with the VRF controller.
The VRF controller and the VRF explorer run on a single computer or on different computers connected on a network.
A computer running VRF explorer can centrally control up to 10 VRF system sites having up to 20 buildings each.

On site central control

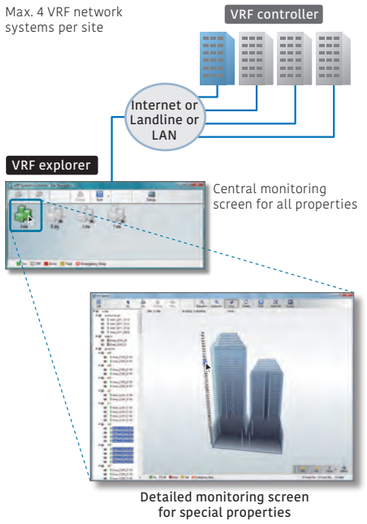

Remote central control

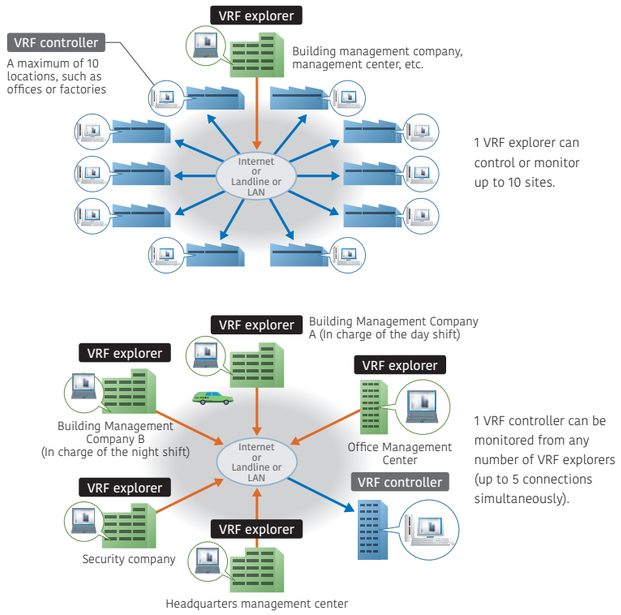

Energy-Saving Management

Option System controller UTY-PEGXZ1

Option System controller Lite UTY-PLGXE2

A variety of energy-saving options can be selected depending on the season, climate, and time of day. Excellent energy-saving operation is performed while keeping users comfortable.

Main screen for energy-saving management

Energy saving graph data: This chart compares the energy consumption for the current month with the previous month and with the same month of the previous year to keep track of the energy-saving performance.

Indoor unit rotation
Indoor units can be automatically rotated to operate within a group in accordance with a predetermined annual schedule to reduce power consumption while keeping users comfortable. The operation stoppage rate can be selected for an indoor unit.

Peak-cut mode
The system controller monitors the connected power meter and controls the energy to maintain the target power consumption set for each time period by changing the set temperature of the indoor units or turning off the thermostat so as to keep the users comfortable. Indoor units to be controlled can be grouped in many ways, and the control level can be set for each group.

Capacity saving for outdoor unit
The upper limit on the capacity of an outdoor unit can be adjusted to reduce power consumption during a hot summer or cold winter by averaging out the power-saving performance of each refrigerant system. The upper limit on capacity can be set at 50% of the rated capacity or more.

Summary of functions

Functions	Type		System controller		System controller Lite				
			UTY-APGXZ1	Option UTY-PEGXZ1	UTY-ALGXZ1	Option UTY-PLGXR2	Option UTY-PLGXA2	Option UTY-PLGXE2	Option UTY-PLGXX2
Specifications	Max. number of VRF networks supported		4	—	1	—	—	—	—
	Max. number of indoor unit and remote controller groups per VRF network		400	—	400	—	—	—	—
	Max. number of outdoor units per VRF network		100	—	100	—	—	—	—
	Max. number of indoor units and remote controller groups per System controller		1600	—	400	—	—	—	—
	Max. number of outdoor units per System controller		400	—	100	—	—	—	—
Site supervision	Multiple site display		10	—	10	—	—	—	—
	Number of buildings per site		20	—	—	—	—	—	—
	Number of floors per site		200	—	—	—	—	—	—
	Number of floors per building		50	—	—	—	—	—	—
	3D graphical layout view		●	—	—	—	—	—	—
	2D graphical layout view		●	—	—	—	—	—	—
	List display		●	—	●	—	—	—	—
	Tree display		●	—	●	—	—	—	—
	Group display		●	—	●	—	—	—	—
Error management	Error notification		●	—	●	—	—	—	—
	Audible alarm		●	—	●	—	—	—	—
	E-mail notification of errors		●	—	●	—	—	—	—
History	Error history		●	—	●	—	—	—	—
	Operation history		●	—	●	—	—	—	—
	Control history		●	—	●	—	—	—	—
Operation control	Individual control	ON/OFF	●	—	●	—	—	—	—
		Operation mode*	●	—	●	—	—	—	—
		Room temperature	●	—	●	—	—	—	—
		Fan speed	●	—	●	—	—	—	—
		Airflow direction	●	—	●	—	—	—	—
		Economy mode	●	—	●	—	—	—	—
		Setting temperature range limitation	●	—	●	—	—	—	—
		Anti-freeze	●	—	●	—	—	—	—
		Low noise setting of outdoor units	●	—	●	—	—	—	—
	Individual management	Remote controller prohibition	●	—	●	—	—	—	—
		Setting temperature range limitation	●	—	●	—	—	—	—
		Filter sign reset	●	—	●	—	—	—	—
	Other	memory operations	●	—	●	—	—	—	—
		Pattern operations	●	—	●	—	—	—	—
Schedule	Annual Schedule		●	—	●	—	—	—	—
	Setting for a specific date		●	—	●	—	—	—	—
	ON/OFF per day		72	—	72	—	—	—	—
	ON/OFF per week		504	—	504	—	—	—	—
	Day off		●	—	●	—	—	—	—
	Minimum unit of timer setting (minutes)		10	—	10	—	—	—	—
	Weekly schedule for low noise mode		●	—	●	—	—	—	—
Remote monitoring management	Web Operation		●	—	●	—	—	—	—
	Remote monitoring		●	—	—	●	—	—	—
	Remote operation control		●	—	—	●	—	—	—
	Remote function setting		●	—	—	●	—	—	—
Electricity charge apportionment	Apportionment charge/bill calculation		●	—	—	—	●	—	—
	Tenant (block) setting		●	—	—	—	●	—	—
	Common facilities apportionment setting		●	—	—	—	●	—	—
	Rated power consumption allotment		●	—	—	—	●	—	—
	Individual calculations for cooling and heating		—	●	—	—	●	—	—
	Electricity meter supported		—	●	—	—	●	—	—
Energy-saving management	Indoor unit lead lag		—	●	—	—	—	●	—
	Peak cut control		—	●	—	—	—	●	—
	Capacity saving for outdoor unit		—	●	—	—	—	●	—
	Record of energy-saving operation		—	●	—	—	—	●	—
	Information on energy saving		—	●	—	—	—	●	—
	Power consumption monitor		—	●	—	—	—	●	—
	Electricity meter supported			●		—	—	●	—
Control of external devices	Monitor		●	—	—	—	—	—	●
	Control		●	—	—	—	—	—	●
Others	Importing and exporting databases		●	—	●	—	—	—	—
	Automatic clock adjustment		●	—	●	—	—	—	—
	Multiple language support		7 languages	—	7 languages	—	—	—	—
	Refrigerant leak detection		●	—	●	—	-	-	-
	Power shutdown		●	—	●	—	—	—	—

●●: Available -: Not available

Computer requirements

The specifications required for the computer are shown in the table below:

	System controller	System controller Lite
Operating system	• Microsoft Windows 10 Home (64-bit) • Microsoft Windows 10 Pro (64-bit) • Microsoft Windows 11 Home (64-bit) • Microsoft Windows 11 Pro (64-bit) Supported languages: English, Chinese, French, German, Russian, Spanish, and Polish	
CPU	Intel Core i3 2 GHz or higher	
Memory	• 4 GB or more (for Windows 10) • 8 GB or more (for Windows 11)	
HDD	40 GB or more of free space	
Displayed items	1,024 × 768 or higher resolution	
Interfaces	• Ethernet port (for getting access to the Internet using LAN) or Modem (for getting access to the Internet using public telephone line) • USB ports (Maximum of 5 ports) (Required only for the server PC that works as VRF controller) – Maximum of 1 USB ports are required for WHITE-USB-KEY connection – Maximum of 4 USB ports are required for Echelon U10 USB/U60-FT DIN Network Interface NOTE: Maximum number of required USB ports depends on the applicable system configuration.	• Ethernet port (for getting access to the Internet using LAN) or Modem (for getting access to the Internet using public telephone line) • USB ports (Maximum of 2 ports) (Required only for the server PC that works as VRF controller) – 1 USB port is required for WHITE-USB-KEY connection – 1 USB port is required for Echelon U10 USB/U60-FT DIN Network Interface NOTE: Maximum number of required USB ports depends on the applicable system configuration.
Graphic accelerator	Microsoft DirectX 9.0c compatible	
Software	Adobe Reader 9.0 or later	

• Transmission adapter (Required for each VRF network):
– Echelon U10 USB Network Interface – TP/FT-10 Channel (Model number: 75010R)
– Echelon U60-FT DIN Network Interface (Model number: 75060R-40)

Packing list

Type	For System controller		For System controller Lite				
	System controller	Option Energy manager	System controller Lite	Option Remote access	Option Electricity charge apportionment	Option Energy saving	Option Centralized control
Model name	UTY-APGXZ1	UTY-PEGXZ1	UTY-ALGXZ1	UTY-PLGXR2	UTY-PLGXA2	UTY-PLGXE2	UTY-PLGXX2
White-USB-key	1	1	1	1	1	1	1

*1: Software protection key to be inserted in a USB slot running System controller or System controller Lite.
System controller or System controller Lite may only run on a PC with a WHITE-USB-KEY. However, a WHITE-USB-KEY is not required for remote VRF explorer software.

MODBUS® Converter for indoor unit

UTY-VMSX

Up to
1 indoor unit

MODBUS® Converter Enables Air Conditioners to be Fully Integrated into a MODBUS® Network.

- Simple installation due to small and compact size.
- No separate external power supply required.
- The MODBUS® converter must be connected to an indoor unit on a one-to-one basis.
- The MODBUS® converter enables central monitoring and control of air conditioners from BMS, central, or home controller.

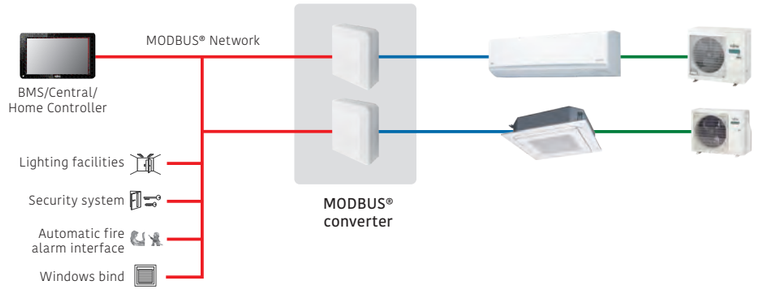

Easy Installation

Easy to install with minimal wiring and without the need for a power supply cable to the converter

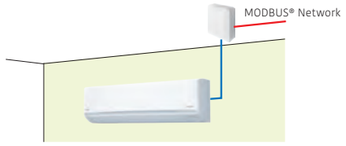

Basic Control

- Turning the units on and off
- Mode control (Heat, Cool, Dry, Auto, Fan)
- Fan speed control
- Louver position (airflow direction setting)
- Room temperature setting and display
- Economy mode setting
- Error status

Specifications

Model name	UTY-VMSX
Power supply	12 V DC
Input power (W)	Max. 1.2 W
Dimensions (H × W × D) (mm)	140 × 117 × 43
Weight (g)	200
Maximum number of connectable indoor units per MODBUS® converter	1

Modbus communication specifications

Transfer mode	RTU mode
Communication speed	9600/19200 bps
Data bit	8
Parity	even/odd/none
Stop bit	1/2 (no parity)
Network	RS485
Maximum cable length	1000 m (3280 ft)

MODBUS® Interface

FG-RC-MBS1Z1 / FG-AC-MBS1Z1 / FG-IR-BMG1Z1

FG-RC-MBS1Z1
(3-wire RC-line type)

FG-AC-MBS1Z1
(CN connector type)

FG-IR-BMG1Z1
(IR type)

Up to
1 indoor unit

MODBUS® Interface Enables Air Conditioners to be Fully Integrated into a MODBUS® Network.

- Small, compact, and easy to install on DIN rails.
- No separate external power supply required.
- MODBUS® interface enables central monitoring and control of air conditioners from BMS.

Installation Example

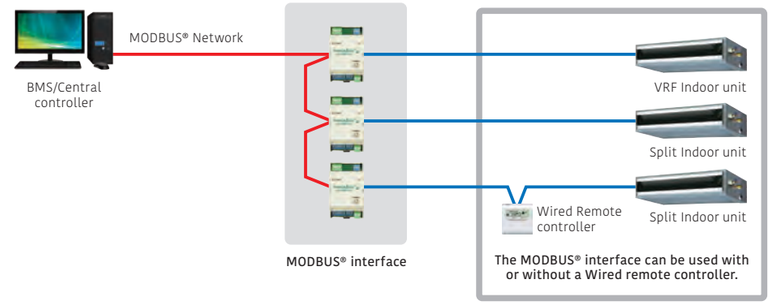

[IR type] Connection to wall-mounted type

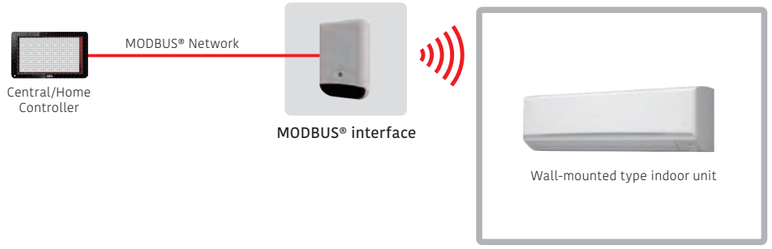

Specifications

Model name	FG-RC-MBS1Z1 (3-wire RC-line type)	FG-AC-MBS1Z1 (CN connector type)	FG-IR-BMG1Z1 (IR type)
Number of controllable groups	1	1	1
Dimensions (H × W × D) (mm)	93 × 53 × 58	93 × 53 × 58	93 × 60 × 21
Weight (g)	85	85	55

MODBUS® Convertor for VRF

UTY-VMGX / FG-TL-BMKM16Z1



UTY-VMGX

Up to
9 units per VRF system
Up to
100 outdoor units
Up to
128 indoor units

FG-TL-BMKM16Z1

Up to
16 indoor units
Up to
16 outdoor units
Up to
128 indoor units

MODBUS® Converter Enables Air Conditioners to be Fully Integrated into a MODBUS® Network.

- Compact and lightweight design
- Direct connection to MODBUS® network
- MODBUS® convertor enables central monitoring and control of air conditioners from BMS or a central controller.
- Up to 9 converters can be connected to a VRF network (UTY-VMGX). Simultaneous control, such as Power ON/OFF and temperature setting, can be performed for each zone.
- If a connection error occurs after installation work is completed, the source of the error can be located easily.

Installation Example

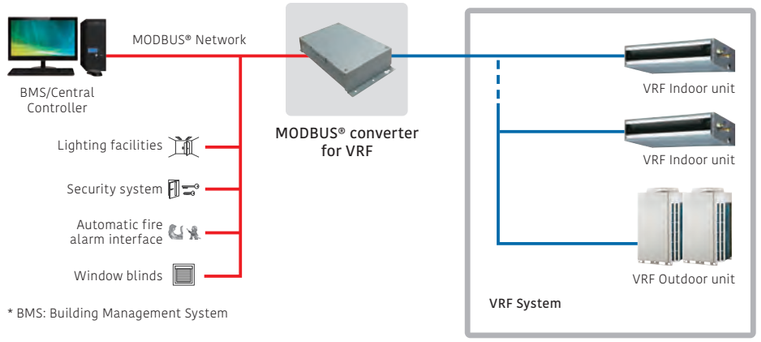

* BMS: Building Management System

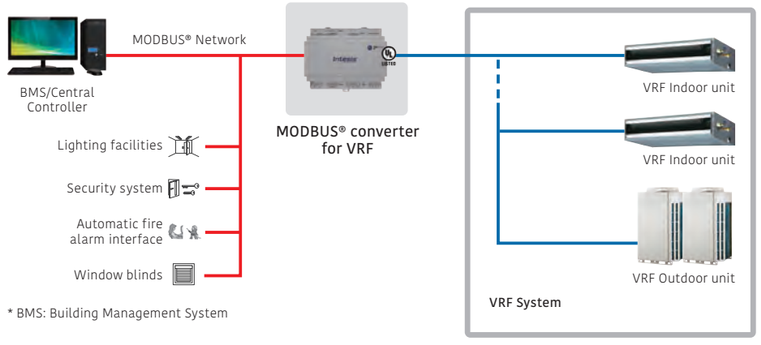

* BMS: Building Management System

Specifications

Model name	UTY-VMGX	FG-TL-BMKM16Z1
Power supply	Single phase ~220 to 240 V 50/60 Hz	12 to 36 VDC, Max: 250 mA or 24 VAC 50-60 Hz, Max: 127 mA*
Dimensions (H × W × D) (mm)	54 × 260 × 150	90 × 106 × 58
Weight (g)	1,100	375

*24 V DC power supply is recommended.

BACnet® Interface

FG-AC-BAC1Z1 / FG-IR-BMG1Z1

FG-AC-BAC1Z1
(CN connector type)

FG-IR-BMG1Z1
(IR type)

Up to
1 indoor unit

- BACnet® interface connects BMS and a General split/multi-split/VRF system.
- Compatible with BACnet® (ANSI/ASHRAE-135-2012) application-specific controller (B-ASC)
- Compatible with BACnet®/IP over Ethernet.

Installation Example

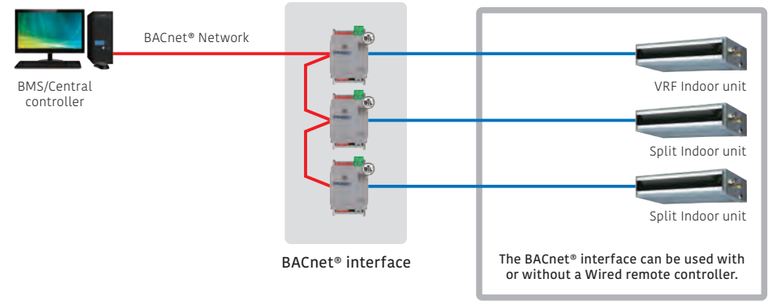

[IR type] Connection to wall-mounted type

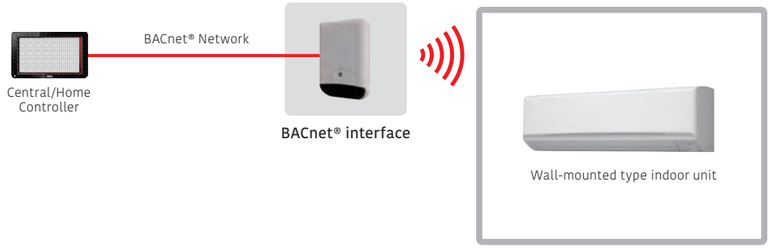

Specifications

Model name	FG-AC-BAC1Z1 (CN connector type)	FG-IR-BMG1Z1 (IR type)
Number of controllable groups	1	1
Dimensions (H × W × D) (mm)	93 × 53 × 58	93 × 60 × 21
Weight (g)	85	55

12 V DC supplied by an indoor unit

BACnet® Gateway

UTY-ABGXZ1 Software

White-USB-key
(Software Protection Key)

BACnet® is a registered trademark of ASHRAE. ASHRAE does not endorse, approve or test products for compliance with ASHRAE standards. Compliance of listed products to the requirements of ASHRAE Standard 135 is the responsibility of BACnet International (BI). BTL is a registered trademark of BACnet International.

Up to
4 VRF network systems
Up to
400 outdoor units
Up to
1,600 indoor units

- A medium to large BMS can be connected to a VRF network system via BACnet®, a standard communication protocol for open networks.
- Up to 1,600 indoor units on up to 4 VRF network systems (up to 400 indoor units and 100 outdoor units per system) can be connected to a single BACnet® gateway.
- The VRF network system can be controlled or monitored from BMS via BACnet® gateway.
- Compatible with BACnet® (ANSI/ASHRAE-135-2014) application specific controller (B-ASC).
- Compatible with BACnet®/IP over Ethernet.
- Scheduling, alarm and event setting, and energy cost allocation are provided on the BACnet® gateway.
- The VRF network system can be connected to a computer via a U10 USB interface. Note that General does not supply a U10 USB interface or a computer. They must be purchased separately by the user.
- Corresponds to 7 different languages: English, Chinese, French, German, Spanish, Russian, Polish.

Installation Example

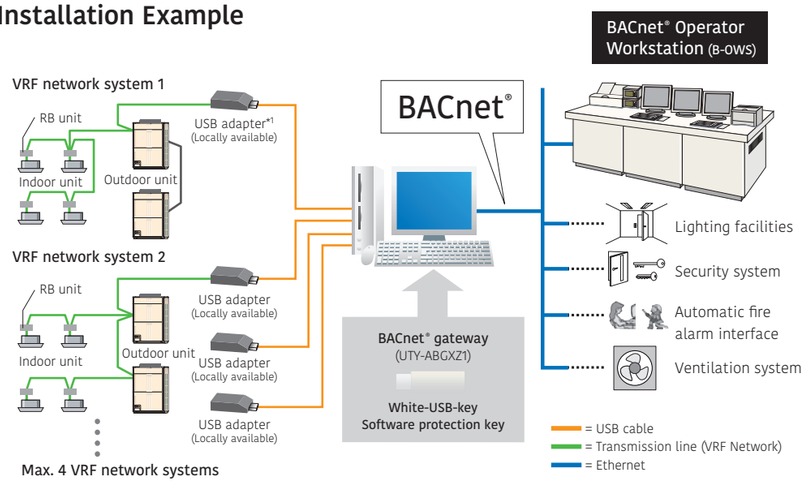

*1: U10 USB network interface available from Echelon® Corporation.

Computer requirements

	UTY-ABGXZ1
Operating system	• Microsoft Windows 10 Home (64-bit) • Microsoft Windows 10 Pro (64-bit) • Microsoft Windows 11 Home (64-bit) • Microsoft Windows 11 Pro (64-bit) Supported languages: English, Chinese, French, German, Russian, Spanish, and Polish
CPU	Intel Core i3 2 GHz or higher
Memory	• 4 GB or more (for Windows 10) • 8 GB or more (for Windows 11)
HDD	40 GB or more of free space
Displayed items	1,024 × 768 or higher resolution
Interfaces	• Ethernet port (for getting access to the Internet using LAN) or Modem (for getting access to the Internet using public telephone line) • USB ports (Maximum of 5 ports) (Required only for the server PC that works as VRF controller) – Maximum of 1 USB ports are required for WHITE-USB-KEY connection – Maximum of 4 USB ports are required for Echelon U10 USB/U60-FT DIN Network Interface NOTE: Maximum number of required USB ports depends on the applicable system configuration.
Software	Adobe Reader 9.0 or later

•Transmission adapter (Required for each VRF network):
– Echelon U10 USB Network Interface – TP/FT-10 Channel (Model number: 75010R)
– Echelon U60-FT DIN Network Interface (Model number: 75060R-40)

Packing list

Name and shape	Quantity	Application
White-USB-key (Software protection key with software)	1	Includes the software and manuals of tool for BACnet Gateway. Additionally, it works as the software protection key. Software protection key to be connected to an USB port on the PC that the BACnet Gateway is installed. BACnet Gateway runs only on a PC with this WHITE-USB-KEY.

BACnet® Gateway

UTY-VBGX Hardware

BACnet® is a registered trademark of ASHRAE. ASHRAE does not endorse, approve or test products for compliance with ASHRAE standards. Compliance of listed products to the requirements of ASHRAE Standard 135 is the responsibility of BACnet International (BI). BTL is a registered trademark of BACnet International.

Up to
1 VRF network system
Up to
32 refrigerant systems
Up to
128 indoor units

- BACnet® gateway connects BMS and a General VRF system.
- Up to 128 indoor units and 32 refrigerant systems can be connected to a single BACnet® gateway.
- Compatible with BACnet® (ANSI/ASHRAE-135-2012) application-specific controller (B-ASC)
- Compatible with BACnet®/IP over Ethernet.

Installation Example

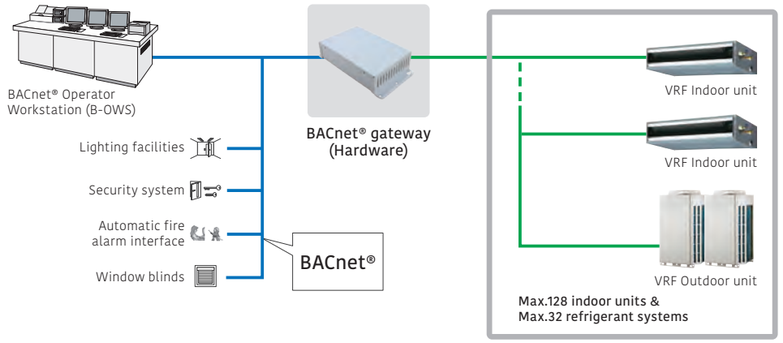

Specifications

Model name	UTY-VBGX
Number of controllable indoor units	128
Number of controllable refrigerant systems	32
Number of controllable VRF networks	1
Number of connectable units / one VRF network	4
Power supply	Single phase, 100-240 V, 50/60 Hz
Power consumption (W)	4.6 (max.)
Dimensions (H × W × D) (mm)	59.6 × 270.4 × 176
Weight (g)	1200

BACnet® / MODBUS® Router

FG-RTR-BAC32Z1 / FG-RTR-MBS32Z1

FG-RTR-BAC32Z1
(BAC net)

FG-RTR-MBS32Z1
(MODBUS®)

Routing Between BACnet® MS/TP and BACnet® IP Networks

- Routing between BACnet® MS/TP and BACnet® IP networks
- Routing between MODBUS® RTU and MODBUS® TCP networks

Installation Example

[BACnet® type]

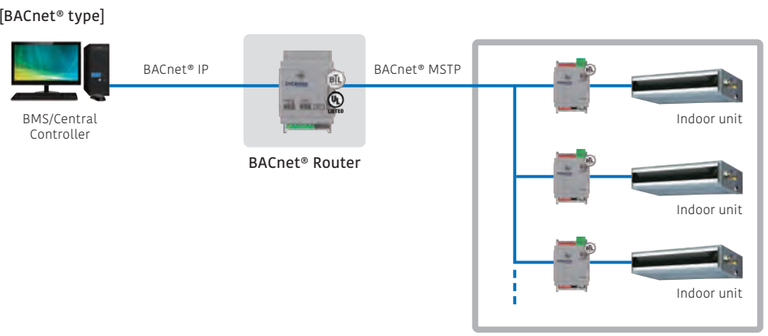

[MODBUS® type]

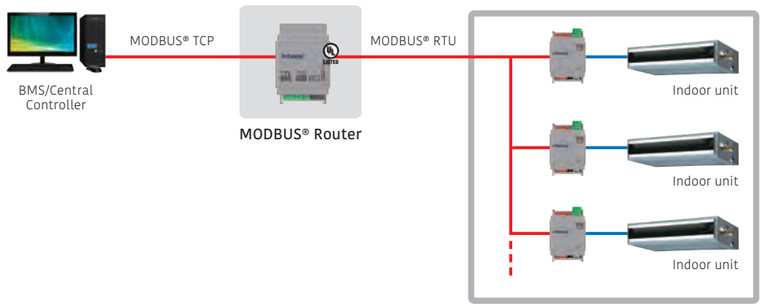

Specifications

Model name	FG-RTR-BAC32Z1 (MS/TP to IP)	FG-RTR-MBS32Z1 (RTU to TCP)
Number of routable devices (max.)	32	32
Power supply	9 to 36 V DC, Max.: 140 mA or 24 V AC 50/60 Hz, Max.: 127 mA	9 to 36 V DC, Max.: 140 mA or 24 V AC 50/60 Hz, Max.: 127 mA
Power consumption (W)	1.7	1.7
Dimensions (H × W × D) (mm)	93 × 53 × 58	93 × 53 × 58
Weight (g)	150	150

BACnet® / MODBUS® Cloud Device

FG-CLD-BMG4Z1 / FG-CLD-BMG8Z1 / FG-CLD-BMG16Z1 / FG-CLD-BMG32Z1

FG-CLD-BMG4/8/16/32Z1

- The most powerful configuration tool common to all BACnet® gateways provides the system integrators with the power to configure and monitor their systems in an easy and reliable manner.
- A simple, easy-to-use description for the ST Cloud Web and App User Interface, with all widgets customizable to the user's needs, enabling system integrators to easily offer the best user experience to customers who are in control of their BACnet® or MODBUS® devices.

Installation example

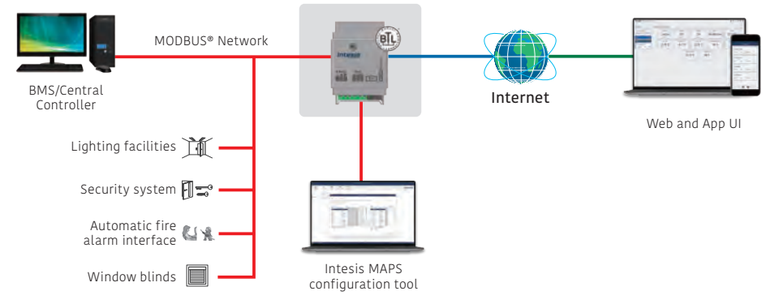

*BMS: Building Management System

Gateway Features

- BACnet® IP/MSTP or MODBUS® TCP/RTU connectivity
- Up to 32 devices can be connected to each gateway.
- Up to 12 widgets per device
- Easy device configuration with Intesis MAPS

Next-Generation Services

- Industrial-grade connectivity now for building automation
- Fast and scalable real-time edge connectivity over HMS HubTM
- Full data control and protection
- Secure and remote updates during the application lifetime

System Features

- Monitor and control all devices in an intuitive way
- Comes with a native iOS and Android app and a web interface
- Create scenes and interact with multiple concurrent devices
- Calendar that shows the daily planned installation commands
- Notifications keep you updated about system status
- Device sharing and usage permissions management
- Multiple site management from a common dashboard

Specifications

Model name	FG-CLD-BMG4Z1	FG-CLD-BMG8Z1	FG-CLD-BMG16Z1	FG-CLD-BMG32Z1
Number of connectable BACnet® (IP/MSTP) or MODBUS® (TCP/RTU) devices	4	8	16	32
Power supply	9 to 24 V DC, 50/60Hz	9 to 24 V DC, 50/60Hz	9 to 24 V DC, 50/60Hz	9 to 24 V DC, 50/60Hz
Power consumption (W)	1.7	1.7	1.7	1.7
Dimensions (H × W × D) (mm)	93 ×53 × 58	93 ×53 × 58	93 ×53 × 58	93 ×53 × 58
Weight (g)	150	150	150	150

KNX® Converter for indoor unit

UTY-VKSX

Up to
1 indoor unit

KNX® converter Enables Individual Control of an Indoor Unit.

- The KNX® converter connects a central or home controller and a General indoor unit.
- Compact and lightweight design

Installation example

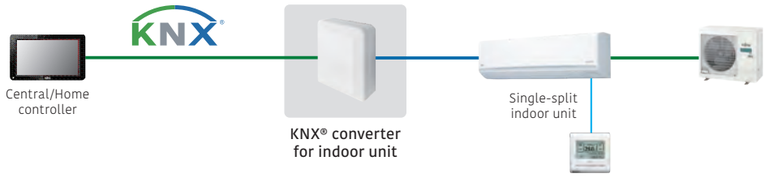

KNX® Converter for VRF

UTY-VKGX / FG-TL-BMKM16Z1

UTY-VKGX

Up to
100 outdoor units
Up to
128 indoor units

Intesis® BY HMS NETWORKS

FG-TL-BMKM16Z1

Up to
16 outdoor units
Up to
16 indoor units

KNX® converter Enables Centralized Control of a System.

- KNX® converter connects a central or home controller and a General VRF system.
- Up to 128 indoor units and 100 outdoor units can be connected to a single KNX® converter. (UTY-VKGX)

Installation Example

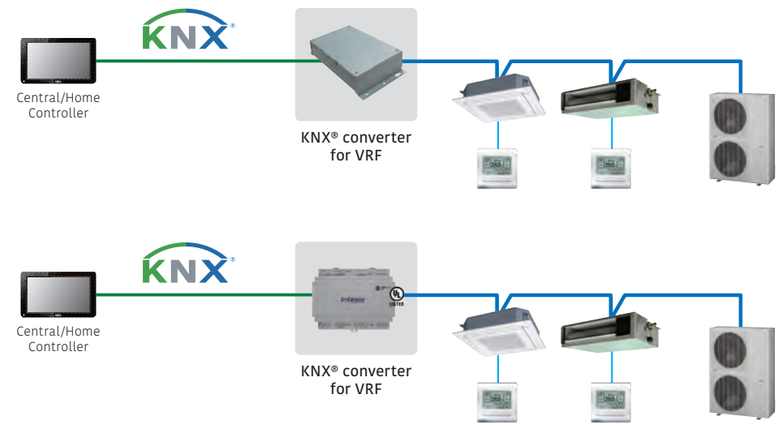

Specifications

Model name	UTY-VKSX	UTY-VKGX	FG-TL-BMKM16Z1
Power supply	12 V DC	Single phase ~220 to 240 V 50/60 Hz	12 to 36 VDC, Max: 250 mA or 24 VAC 50-60 Hz, Max: 127 mA*
Dimensions (H × W × D) (mm)	140 × 117 × 43	54 × 260 × 150	90 × 106 × 58
Weight (g)	215	1,200	375

*24 V DC power supply is recommended.

KNX® Interface

FG-RC-KNX1Z1 / FG-AC-KNX1Z1 / FG-IR-KNX1Z1

Intesis® BY HMS NETWORKS

FG-RC-KNX1Z1
(3-wire RC-line type)

Intesis® BY HMS NETWORKS

FG-AC-KNX1Z1
(CN connector type)

Intesis® BY HMS NETWORKS

FG-IR-KNX1Z1
(IR type)

Up to
1 indoor unit

The KNX® Interface Enables Air Conditioners to be Fully Integrated into a KNX® Network System.

- Simple installation due to small and compact size.
- No separate external power supply required (only KNX® bus power required)

Installation Example

[3-wire RC-line type/CN connector type]

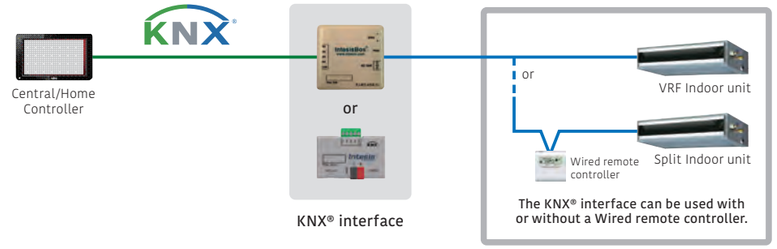

[IR type] Connection to wall-mounted type

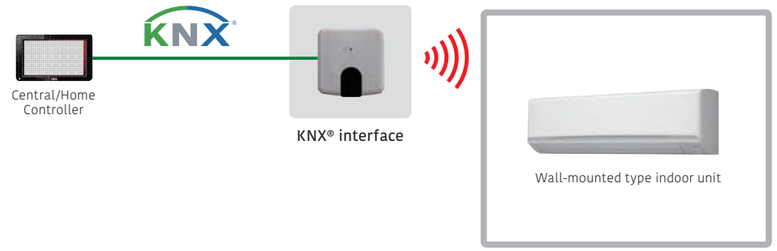

[IR type] Connection to a product other than wall-mounted type

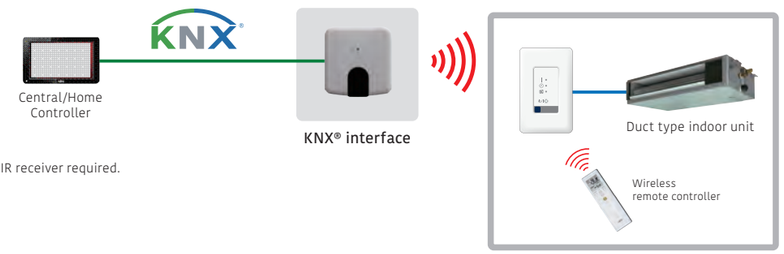

*IR receiver required.

Specifications

Model name	FG-RC-KNX1Z1 (3-wire RC-line type)	FG-AC-KNX1Z1 (CN connector type)	FG-IR-KNX1Z1 (IR type)
Number of controllable groups	1	1	1
Dimensions (H × W × D) (mm)	70 × 70 × 28	45 × 59 × 21	81 × 78 × 28
Weight (g)	70	35	76

Network Converter for single-split type

UTY-VTGX / UTY-VTGXV

UTY-VTGX
DC power supply type



UTY-VTGXV
AC power supply type

Up to
16 single indoor units
Up to
1 group
Up to
100 Network Converters

- A network converter is required when connecting a single-split system to a VRF network system.
- Compact and lightweight design
- Connectable to both nonpolar 2-core and polar 3-core remote controllers

Installation Example

- A 1-remote-controller type and a 2-remote-controller type are available.
- Power supply (220 to 240 V AC, 50/60 Hz) is required for the 2-remote-controllers type.

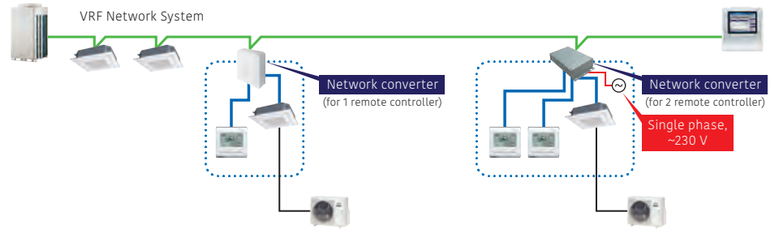

- Both nonpolar 2-core and polar 3-core type Wired remote controllers can be connected.

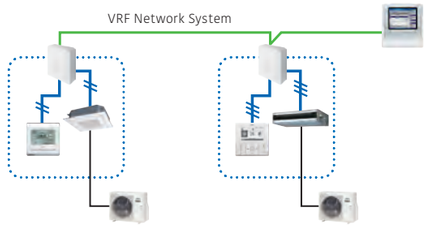

- Central control can be provided for single-split systems. (Up to 100 network converters can be connected in a VRF network system)

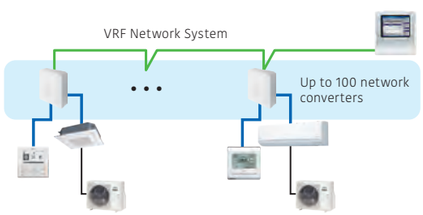

Specifications

Model name	UTY-VTGX		UTY-VTGXV
Power supply	Polar 3-core 12 V DC	Nonpolar 2-core DC 12 V	Single phase ~220 to 240 V 50/60 Hz
Input power (W)	Max. 1.2 W		Max. 3
Dimensions (H × W × D) (mm)	140 × 117 × 43		54 × 260 × 150
Weight (g)	250		1,100

Network Converter for LonWorks™

UTY-VLGX



Up to
4 units to BMS
Up to
100 outdoor units
Up to
128 indoor units

- Connects the VRF network system to a LonWorks™ open network to manage small and midsized BMS and VRF network system.
- The UTY-VLGX enables centralized monitoring and control of VRF network system from a BMS via a LonWorks™ interface.
- Up to 128 Indoor units can be connected to one network converter for LonWorks™

Installation Example

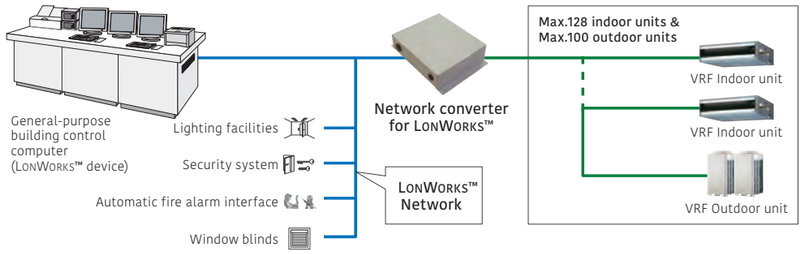

Specifications

Model name	UTY-VLGX
Power supply	Single phace ~208 to 240 V 50/60 Hz
Power consumption (W)	4.5
Dimensions (H × W × D) (mm)	67 × 288 × 211
Weight (g)	1,500

Transmission specifications (BMS side)

Transmission speed	78 kbps
Transceiver	FT-X1 (available from Echelon® Corporation)
Transmission line form	Free topology
Terminal resistor	None (converter to be attached at the terminal of a network)

External Switch Controller

UTY-TERX

Up to
1 group

Air Conditioner Switching can be Controlled by Connecting This External Switch Controller to Other Sensor Switches.

- In combination with a commercially available card-key switch or other sensors, this External switch controller enables the control of ON/OFF, room temperature, and fan speed of connected air conditioners as well as master control functions. This makes this product an ideal choice for use in hotel rooms.
- Card key or other sensor switches are locally available.
- The set temperature can be specified at two points each for cooling and heating operations (4 points in total).

Installation Example

Occupancy sensor monitors the movement of a person in a room. When it detects that the person has left the room, it switches the air conditioner to low-capacity mode. When a person returns to the room, the air conditioner returns to the previous operation mode.

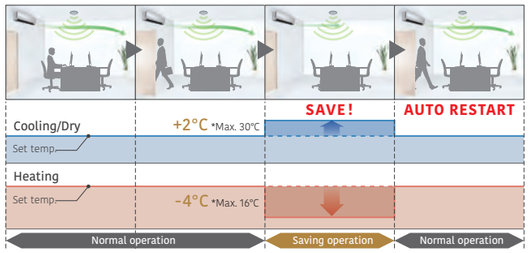

Occupancy sensor equipment needs to be purchased separately. Occupancy sensor is not mounted on an External switch controller.

Signal Amplifier

UTY-VSGXZ1



- The transmission line can be extended up to 3,600 m using multiple Signal amplifiers.
- Up to 8 Signal amplifiers can be added in a VRF network system.
- A Signal amplifier is required.
  (1) When the total wiring length of the transmission line exceeds 500 m.
  (2) When the total number of units on the transmission line exceeds 64.

Installation Example

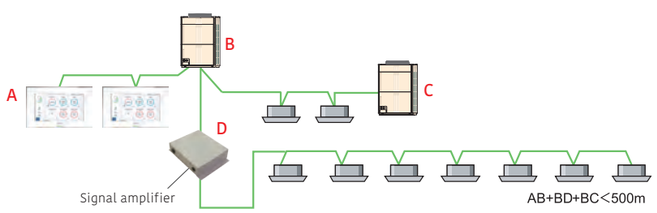

Specifications

Model name	UTY-VSGXZ1	UTY-TERX
Power supply	Single phace ~208 to 240 V 50/60 Hz	6.5 to 16 V DC
Power consumption (W)	4.5	-
Dimensions (H × W × D) (mm)	67 × 288 × 211	140 × 117 × 43
Weight (g)	1,500	250

12 V DC supplied by an indoor unit

Controller System List (available) for Split/Multi-Split

Controller Options/Accessories:

Type		Refrigerant	Indoor unit: Wall-mounted: Designer Range	Indoor unit: Wall-mounted: Standard Range			Indoor unit: Wall-mounted: ECO Range			Indoor unit: Cassette: Compact 4-way flow Range	Indoor unit: Cassette: Circular flow Range
		R32	ASEH05/07/09/12/14 KJCAL,KJCALB ASYH05/07/09/12/14 KJCA,KJCA-B	ASEH07/09/ 12/14KMCG,KMCG-B, ASYG07/09/12/14KMCF, ASYG07/09/12/14KMCE	ASEH18/22/24KMTGL	ASEH30/36KMTB	ASEH05/07/09/12KNCA	ASEH07/09/12KLTBL	ASEH18/24KLCBL	AUXG 07/09/12/14/18/22/24 KVLA	AUXG 18/22/24/30/36/45/54 KRLB
		R410A									
Controllers	Wired remote controller		● UTY-RVRY+ UTY-TWRXZ2							● UTY-RVRY	
			● UTY-RNRYZ6+ UTY-TWRXZ2							● UTY-RNRYZ6	
			● UTY-RLRY+ UTY-TWRXZ2							● UTY-RLRY	
			● UTY-RCRYZ1+ UTY-TWRXZ2							● UTY-RCRYZ1	
										● UTY-RVNYM	
										● UTY-RNNYM	
	Simple remote controller		● UTY-RSRYZ1 UTY-RHRYZ1+ UTY-TWRXZ2							● UTY-RSRYZ1 UTY-RHRYZ1	
	Home central remote controller										
	Wireless remote controller			● UTY-LNWX				● UTY-LNWX		● UTY-LNTY	
	IR receiver unit with Wireless remote controller	For Duct type									
		For Duct type / For Cassette type / For Ceiling type									● UTY-LBTYC

*There are no optional parts for the KL Series.

*1: Available only when the WLAN adapter (UTY-TFSXH3) is removed. *2 Available only when the WLAN adapter (UTY-TFSXJ3) is removed.

*3 Consult your dealer for conditions of use.

Controller System List (available) for Split/Multi-Split

Controller Options/Accessories:

Type		Refrigerant	Indoor unit					Indoor unit			Indoor unit		Outdoor unit
			Duct					Duct			Floor	Ceiling	Single phase
			Low Static Pressure		Medium static pressure		High static pressure	High static pressure					5/6-unit multi-split
			Mini	Slim	High-Efficiency & Comfort	Standard	Compact size	Standard	High-Efficiency & Comfort	High-Efficiency / Standard			
		R32	ARXG 07/09/12/14/18 KSLAP	ARXG 07/09/12/14/18 KLLAP	ARXH 12/14/18/22/24/ 30/36/45/54 KMTAP	ARXG22KMLB, ARXG 24/30/36/45 KMLA	ARXG 12/14/18/22/24/ 30/36/45/54 KHTAP	ARXG45/54KHTB	ARXH60KHTA	ARXH72/90KHTA	AGEH 09/12/14 KVCCL	ABEG 18/22/24/30/ 36/45/54 KRTA	AOEG36KBTA5
		R410A							ARYG60LHTA	ARYG72/90LHTA			AOYG45LBLA6
Controllers	Wired remote controller		● UTY-RVRY					● UTY-RVRY	● UTY-RVRY (KHTA)	● UTY-RVRY	● UTY-RVRY+ UTY-TWRXZ3	● UTY-RVRY	
			● UTY-RNRYZ6					● UTY-RNRYZ6	● UTY-RNRYZ6 (KHTA)	● UTY-RNRYZ6	● UTY-RNRYZ6+ UTY-TWRXZ3	● UTY-RNRYZ6	
			● UTY-RLRY					● UTY-RLRY	● UTY-RLRY (KHTA)	● UTY-RLRY	● UTY-RLRY+ UTY-TWRXZ3	● UTY-RLRY	
			● UTY-RCRYZ1					● UTY-RCRYZ1	● UTY-RCRYZ1 (KHTA)	● UTY-RCRYZ1	● UTY-RCRYZ1+ UTY-TWRZX3	● UTY-RCRYZ1	
			● UTY-RVNYM			● UTY-RVNYM			● UTY-RVNYM (LHTA)				
			● UTY-RNNYM			● UTY-RNNYM			● UTY-RNNYM (LHTA)				
	Simple remote controller		● UTY-RSRYZ1 UTY-RHRYZ1					● UTY-RSRYZ1 UTY-RHRYZ1	● UTY-RSRYZ1 UTY-RHRYZ1 (KHTA)	● UTY-RSRYZ1 UTY-RHRYZ1	● UTY-RSRYZ1 UTY-RHRYZ1+ UTY-TWRXZ3	● UTY-RSRYZ1 UTY-RHRYZ1	
	Home central remote controller												● UTY-DMMYM1*3 (KBTA5) UTY-DMMYM*3 (LBLA6)
	Wireless remote controller										● UTY-LNWX		
	IR receiver unit with Wireless remote controller	For Duct type							● UTY-LRHYM (LHTA)				
		For Duct type / For Cassette type / For Ceiling type	● UTY-LBTYM					● UTY-LBTYM	● UTY-LBTYM (KHTA)	● UTY-LBTYM		● UTY-LBTYH	

*There are no optional parts for the KL Series.
*1: Available only when the WLAN adapter (UTY-TFSXH3) is removed. *2 Available only when the WLAN adapter (UTY-TFSXJ3) is removed.
*3 Consult your dealer for conditions of use.

Controller System List (available) for Split/Multi-Split

Controller Options/Accessories:

Type		Refrigerant	Indoor unit				Indoor unit				
			Wall-mounted				Wall-mounted			Cassette	
			Designer Range	Standard Range			ECO Range			Compact 4-way flow Range	Circular flow Range
		R32	ASEH05/07/09/12/14 KJCAL,KJCALB ASYH05/07/09/12/14 KJCA,KJCA-B	ASEH07/09/ 12/14KMCG,KMCG-B, ASYG07/09/12/14KMCF, ASYG07/09/12/14KMCE	ASEH18/22/24KMTGL	ASEH30/36KMTB	ASEH05/07/09/12KNCA	ASEH07/09/12KLTBL	ASEH18/24KLCBL	AUXG 07/09/12/14/18/22/24 KVLA	AUXG 18/22/24/30/36/45/54 KRLB
		R410A									
Interfaces	MODBUS® Converter		● UTY-VMSX							● UTY-VMSX	
	MODBUS® interface	3-wire RC-line type / CN connector type	● FG-AC-MBS1Z1								● FG-RC-MBS1Z1 FG-AC-MBS1Z1
		IR type	● FG-IR-BMG1Z1				● FG-IR-BMG1Z1				
	KNX® converter		● UTY-VKSX							● UTY-VKSX	
	KNX® interface	3-wire RC-line type / CN connector type	● FG-AC-KNX1Z1								● FG-RC-KNX1Z1 FG-AC-KNX1Z1
		IR type	● FG-IR-KNX1Z1				● FG-IR-KNX1Z1				
	WLAN adapter	3-wire RC-line type*2 / CN connector type									● UTY-TFSXJ3
		USB type*3	● Accessory (KJCAL, KJCALB, KETF, KETF-B, KMCG, KMCF) UTY-TFSXH3 (KJCA, KJCA-B, KETE, KETE-B, KMCE)		● Accessory	● UTY-TFSXH3	● Accessory				
		3-wire RC-line type / CN connector type	● FG-AC-WIF1Z1								● FG-RC-WIF1Z2 FG-AC-WIF1Z1
		IR type	● FG-IR-WIF1Z1				● FG-IR-WIF1Z1				
		3-wire RC-line type / CN connector type	● FG-AC-WMP1Z1								● FG-RC-WMP1Z1 FG-AC-WMP1Z1
		IR type	● FG-IR-WMP1Z1				● FG-IR-WMP1Z1				
	External switch controller		● UTY-TERX+UTY-TWRXZ2							● UTY-TERX	
	Network converter for single-split type	DC power supply type / AC power supply type	● UTY-VTGX+UTY-TWRXZ2 or UTY-VTGXV+UTY-TWRXZ2							● UTY-VTGX UTY-VTGXV	

*There are no optional parts for the KL Series.

*1: Available only when the WLAN adapter (UTY-TFSXH3) is removed. *2 Available only when the WLAN adapter (UTY-TFSXJ3) is removed.

*3 Consult your dealer for conditions of use.

Controller System List (available) for Split/Multi-Split

Controller Options/Accessories:

Type		Refrigerant	Indoor unit					Indoor unit			Indoor unit		Outdoor unit
			Duct					Duct			Floor	Ceiling	Single phase
			Low Static Pressure		Medium static pressure		High static pressure	High static pressure					
			Mini	Slim	High-Efficiency & Comfort	Standard	Compact size	Standard	High-Efficiency & Comfort	High-Efficiency / Standard			5/6-unit multi-split
		R32	ARXG 07/09/12/14/18 KSLAP	ARXG 07/09/12/14/18 KLLAP	ARXH 12/14/1822/24/ 30/36/45/54 KMTAP	ARXG22KMLB, ARXG 24/30/36/45 KMLA	ARXG 12/14/18/22/24/ 30/36/45/54 KHTAP	ARXG45/54KHTB	ARXH60KHTA	ARXH72/90KHTA	AGEH 09/12/14 KVCCL	ABEG 18/22/24/30/ 36/45/54 KRTA	AOEG36KBTA5
		R410A							ARYG60LHTA	ARYG72/90LHTA			AOYG45LBLA6
Interfaces	MODBUS® Converter		● UTY-VMSX					● UTY-VMSX	● UTY-VMSX (KHTA)	● UTY-VMSX		● UTY-VMSX*2	● UTY-VMSX
	MODBUS® interface	3-wire RC-line type / CN connector type	● FG-RC-MBS1Z1 FG-AC-MBS1Z1					● FG-RC-MBS1Z1 FG-AC-MBS1Z1	● FG-AC-MBS1Z1	● FG-AC-MBS1Z1		● FG-AC-MBS1Z1	● FG-RC-MBS1Z1 FG-AC-MBS1Z1
		IR type	● FG-IR-BMG1Z1	● FG-IR-BMG1Z1+ UTY-LBTYC	● FG-IR-BMG1Z1+ UTY-LBTYM			● FG-IR-BMG1Z1+ UTY-LBTYM	● FG-IR-BMG1Z1+ UTY-LRHYM(LHTA), UTY-LBTYM(KHTA)	● FG-IR-BMG1Z1+ UTY-LBTYM	● FG-IR-BMG1Z1+ UTY-LRHYM	● FG-IR-BMG1Z1	● FG-IR-BMG1Z1+ UTY-LBTYM
	KNX® converter		● UTY-VKSX					● UTY-VKSX	● UTY-VKSX (KHTA)	● UTY-VKSX		● UTY-VKSX*2	● UTY-VKSX
	KNX® interface	3-wire RC-line type / CN connector type	● FG-RC-KNX1Z1 FG-AC-KNX1Z1					● FG-RC-KNX1Z1 FG-AC-KNX1Z1	● FG-AC-KNX1Z1	● FG-RC-KNX1Z1		● FG-AC-KNX1Z1	● FG-RC-KNX1Z1 FG-AC-KNX1Z1
		IR type	● FG-IR-KNX1Z1	● FG-IR-KNX1Z1+ UTY-LBTYC	● FG-IR-KNX1Z1+ UTY-LBTYM			● FG-IR-KNX1Z1+ UTY-LBTYM	● FG-IR-KNX1Z1+ UTY-LRHYM(LHTA), UTY-LBTYM(KHTA)	● FG-IR-KNX1Z1+ UTY-LBTYM	● FG-IR-KNX1Z1+ UTY-LRHYM	● FG-IR-KNX1Z1	● FG-IR-KNX1Z1+ UTY-LBTYM
	WLAN adapter	3-wire RC-line type*3 / CN connector type	● UTY-TFSXJ3					● UTY-TFSXJ3	● UTY-TFSXJ3 (KHTA)	● UTY-TFSXJ3		● UTY-TFSXJ3	
		USB type*3											
		3-wire RC-line type / CN connector type	● FG-RC-WIF1Z2 FG-AC-WIF1Z1					● FG-RC-WIF1Z2 FG-AC-WIF1Z1	● FG-AC-WIF1Z1	● FG-RC-WIF1Z2		● FG-AC-WIF1Z1	● FG-RC-WIF1Z2 FG-AC-WIF1Z1
		IR type	● FG-IR-WIF1Z1	● FG-IR-WIF1Z1+ UTY-LBTYC	● FG-IR-WIF1Z1+ UTY-LBTYM			● FG-IR-WIF1Z1+ UTY-LBTYM	● FG-IR-WIF1Z1+ UTY-LRHYM(LHTA), UTY-LBTYM(KHTA)	● FG-IR-WIF1Z1+ UTY-LBTYM		● FG-IR-WIF1Z1	● FG-IR-WIF1Z1+ UTY-LBTYM
		3-wire RC-line type / CN connector type	● FG-RC-WMP1Z1 FG-AC-WMP1Z1					● FG-RC-WMP1Z1 FG-AC-WMP1Z1	● FG-AC-WMP1Z1	● FG-RC-WMP1Z1		● FG-AC-WMP1Z1	● FG-RC-WMP1Z1 FG-AC-WMP1Z1
		IR type	● FG-IR-WMP1Z1	● FG-IR-WMP1Z1+ UTY-LBTYC	● FG-IR-WMP1Z1+ UTY-LBTYM			● FG-IR-WMP1Z1+ UTY-LBTYM	● FG-IR-WMP1Z1+ UTY-LRHYM(LHTA), UTY-LBTYM(KHTA)	● FG-IR-WMP1Z1+ UTY-LBTYM		● FG-IR-WMP1Z1	● FG-IR-WMP1Z1+ UTY-LBTYM
	External switch controller		● UTY-TERX					● UTY-TERX	● UTY-TERX (KHTA)	● UTY-TERX		● UTY-TERX+ UTY-TWRXZ3	● UTY-TERX
	Network converter for single-split type	DC power supply type / AC power supply type	● UTY-VTGX UTY-VTGXV					● UTY-VTGX UTY-VTGXV				● UTY-VTGX+ UTY-TWRXZ3 UTY-VTGXV+ UTY-TWRXZ3	● UTY-VTGX UTY-VTGXV

*There are no optional parts for the KL Series.

*1: Available only when the WLAN adapter (UTY-TFSXH3) is removed. *2 Available only when the WLAN adapter (UTY-TFSXJ3) is removed.

*3 Consult your dealer for conditions of use.

Controller System List (available) for VRF

Controller Options:

Type		Refrigerant	Indoor unit						Indoor unit					
			Cassette						Duct					
			1-way Flow	Compact type	Compact type	Circular Flow Range			Low static pressure			Medium static pressure		High static pressure
					High Efficiency	Slim type	Slim type / High Efficiency	Large type	Mini Duct	Slim Duct	Slim Duct High Efficiency	Standard	High Efficiency	Standard
			AUXV 004/005/007/009/012/014/018/024 HLBH	AUXB 004/005/007/009/012/014/018 HLAH,HLBH	AUXN 009/012/014 HLAH	AUXM 009/012/014/018/024/030 HLBH	AUXN 018HLBH	AUXK 018/024/030/034/036/045/054HLBH	ARXK 004/005/007/009/012/014/018/024 HLBH	ARXD 004/005/007/009/012/014/018/024 HLBH	ARXP 009/012/014 HLAH	ARXL 007/009/012/014/018/024/030/036/045HTBH	ARXP 018/030HTBH	ARXC 036/045/060 072/090/096 HTBH
Controllers	Wired remote controller		● UTY-RVRY								● UTY-RVRY			
			● UTY-RNRYZ6								● UTY-RNRYZ6			
			● UTY-RLRY								● UTY-RLRY			
			● UTY-RCRYZ1								● UTY-RCRYZ1			
	Simple remote controller		● UTY-RSRYZ1 UTY-RHRYZ1								● UTY-RSRYZ1 UTY-RHRYZ1			
	Wireless remote controller	UTY-LNVY UTY-LNHY UTY-LNXY	● UTY-LNVY UTY-LNHY UTY-LNXY								● UTY-LNVY UTY-LNHY UTY-LNXY			
	IR receiver unit		● UTY-TRHX			● UTY-LBHXD			● UTY-TRHX		● UTY-TRHX			
	Central remote controller		● UTY-DCGYZ4								● UTY-DCGYZ4			
	Touch panel controller		● UTY-DTGYZ1 UTY-DTGYZ2								● UTY-DTGYZ1 UTY-DTGYZ2			
	System controller, System controller Lite		● UTY-APGXZ1, UTY-ALGXZ1								● UTY-APGXZ1, UTY-ALGXZ1			

Controller System List (available) for VRF

Controller Options:

Type		Refrigerant	Indoor unit				Indoor unit					
			Floor		Ceiling		Wall-mounted					
			EEV Internal	EEV External			EEV Internal	EEV External	EEV Internal	EEV External	–	
		R32	AGYA 007/009/012/014 HCBH	AGYE 007/009/012/014 HCBH	ABYA 012/014/018/024/ 030/036/045/054 HTBH		ASYA 004/005/007/009/012/014/018 HTBH	ASYE 004/005/007/009/012/014/018 HTBH	ASYA 004/005/007/009/012/014 HCAH	ASYE 004/005/007/009/012/014 HCAH	ASYB 018/024/030/034 HTBH	
Controllers	Wired remote controller		● UTY-RVRY						● UTY-RVRY			
			● UTY-RNRYZ6						● UTY-RNRYZ6			
			● UTY-RLRY						● UTY-RLRY			
			● UTY-RCRYZ1						● UTY-RCRYZ1			
	Simple remote controller		● UTY-RSRYZ1 UTY-RHRYZ1						● UTY-RSRYZ1 UTY-RHRYZ1			
	Wireless remote controller	UTY-LNVY UTY-LNHY UTY-LNXY	● UTY-LNVY UTY-LNHY UTY-LNXY						● UTY-LNVY UTY-LNHY UTY-LNXY			
	IR receiver unit				● UTY-TRHXH							
	Central remote controller		● UTY-DCGYZ4						● UTY-DCGYZ4			
	Touch panel controller		● UTY-DTGYZ1 UTY-DTGYZ2						● UTY-DTGYZ1 UTY-DTGYZ2			
	System controller, System controller Lite		● UTY-APGXZ1, UTY-ALGXZ1						● UTY-APGXZ1, UTY-ALGXZ1			

Controller System List (available) for VRF

Controller Options:

Type		Refrigerant	Indoor unit												
			Cassette						Duct						
			1-way Flow	Compact type	Compact type	Circular Flow Range			Low static pressure			Medium static pressure		High static pressure	
					High Efficiency	Slim type	Slim type / High Efficiency	Large type	Mini Duct	Slim Duct	Slim Duct High Efficiency	Standard	High Efficiency	Standard	
			AUXV 004/005/007/009/012/014/018/024 HLBH	AUXB 004/005/007/009/012/014/018 HLAH,HLBH	AUXN 009/012/014 HLAH	AUXM 009/012/014/018/024/030 HLBH	AUXN 018HLBH	AUXK 018/024/030/034/036/045/054HLBH	ARXK 004/005/007/009/012/014/018/024 HLBH	ARXD 004/005/007/009/012/014/018/024 HLBH	ARXP 009/012/014 HLAH	ARXL 007/009/012/014/018/024/030/036/045HTBH	ARXP 018/030HTBH	ARXC 036/045/060 072/090/096 HTBH	
Interfaces	BACnet® gateway		● UTY-ABGXZ1, UTY-VBGX								● UTY-ABGXZ1, UTY-VBGX				
		CN connector type	● FG-AC-BAC1Z1						● FG-AC-BAC1Z1		● FG-AC-BAC1Z1				
		IR type	● FG-IR-BMG1Z1+UTY-TRHX	● FG-IR-BMG1Z1		● FG-IR-BMG1Z1+UTY-LBHXD			● FG-IR-BMG1Z1+UTY-TRHX		● FG-IR-BMG1Z1+UTY-TRHX				
	Network converter for LonWorks™		● UTY-VLGX								● UTY-VLGX				
	MODBUS® Converter		● UTY-VMSX						● UTY-VMSX		● UTY-VMSX				
			● UTY-VMGX FG-TL-MBS16Z1								● UTY-VMGX FG-TL-MBS16Z1				
	MODBUS® interface	3-wire RC-line type CN connector type	● FG-AC-MBS1Z1						● FG-AC-MBS1Z1		● FG-AC-MBS1Z1				
		IR type	● FG-IR-BMG1Z1+UTY-TRHX	● FG-IR-BMG1Z1		● FG-IR-BMG1Z1+UTY-LBHXD			● FG-IR-BMG1Z1+UTY-TRHX		● FG-IR-BMG1Z1+UTY-TRHX				
	KNX® converter		● UTY-VKSX						● UTY-VKSX		● UTY-VKSX				
			● UTY-VKGX FG-TL-KNX16Z1								● UTY-VKGX FG-TL-KNX16Z1				
	KNX® interface	3-wire RC-line type CN connector type	● FG-AC-KNX1Z1						● FG-AC-KNX1Z1		● FG-AC-KNX1Z1				
		IR type	● FG-IR-KNX1Z1+UTY-TRHX	● FG-IR-KNX1Z1		● FG-IR-KNX1Z1+UTY-LBHXD			● FG-IR-KNX1Z1+UTY-TRHX		● FG-IR-KNX1Z1+UTY-TRHX				
	WLAN adapter	CN connector type*1	● UTY-TFSXJ3						● UTY-TFSXJ3		● UTY-TFSXJ3				
		3-wire RC-line type CN connector type	● FG-AC-WIF1Z1						● FG-AC-WIF1Z1		● FG-AC-WIF1Z1				
		IR type	● FG-IR-WIF1Z1+UTY-TRHX	● FG-IR-WIF1Z1		● FG-IR-WIF1Z1+UTY-LBHXD			● FG-IR-WIF1Z1+UTY-TRHX		● FG-IR-WIF1Z1+UTY-TRHX				
		3-wire RC-line type CN connector type	● FG-AC-WMP1Z1						● FG-AC-WMP1Z1		● FG-AC-WMP1Z1				
		IR type	● FG-IR-WMP1Z1+UTY-TRHX	● FG-IR-WMP1Z1		● FG-IR-WMP1Z1+UTY-LBHXD			● FG-IR-WMP1Z1+UTY-TRHX		● FG-IR-WMP1Z1+UTY-TRHX				
	External switch controller		● UTY-TERX								● UTY-TERX				

Controller System List (available) for VRF

Controller Options:

Type		Refrigerant	Indoor unit				Indoor unit					
			Floor		Ceiling		Wall-mounted					
			EEV Internal	EEV External			EEV Internal	EEV External	EEV Internal	EEV External	–	
			AGYA 007/009/012/014 HCBH	AGYE 007/009/012/014 HCBH	ABYA 012/014/018/024/ 030/036/045/054 HTBH		ASYA 004/005/007/009/012/014/018 HTBH	ASYE 004/005/007/009/012/014/018 HTBH	ASYA 004/005/007/009/012/014 HCAH	ASYE 004/005/007/009/012/014 HCAH	ASYB 018/024/030/034 HTBH	
Interfaces	BACnet® gateway		● UTY-ABGXZ1, UTY-VBGX						● UTY-ABGXZ1, UTY-VBGX			
		CN connector type	● FG-AC-BAC1Z1						● FG-AC-BAC1Z1			
		IR type	● FG-IR-BMG1Z1						● FG-IR-BMG1Z1			
	Network converter for LonWorks™		● UTY-VLGX						● UTY-VLGX			
	MODBUS® Converter		● UTY-VMSX						● UTY-VMSX			
			● UTY-VMGX FG-TL-MBS16Z1						● UTY-VMGX FG-TL-MBS16Z1			
	MODBUS® interface	3-wire RC-line type CN connector type	● FG-AC-MBS1Z1						● FG-AC-MBS1Z1			
		IR type	● FG-IR-BMG1Z1						● FG-IR-BMG1Z1			
	KNX® converter		● UTY-VKSX						● UTY-VKSX			
			● UTY-VKGX FG-TL-KNX16Z1						● UTY-VKGX FG-TL-KNX16Z1			
	KNX® interface	3-wire RC-line type CN connector type	● FG-AC-KNX1Z1						● FG-AC-KNX1Z1			
		IR type	● FG-IR-KNX1Z1						● FG-IR-KNX1Z1			
	WLAN adapter	CN connector type*1	● UTY-TFSXJ3						● UTY-TFSXJ3			
		3-wire RC-line type CN connector type	● FG-AC-WIF1Z1						● FG-AC-WIF1Z1			
		IR type	● FG-IR-WIF1Z1						● FG-IR-WIF1Z1			
		3-wire RC-line type CN connector type	● FG-AC-WMP1Z1						● FG-AC-WMP1Z1			
		IR type	● FG-IR-WMP1Z1						● FG-IR-WMP1Z1			
	External switch controller		● UTY-TERX						● UTY-TERX			

Controller System List (available) for VRF

Controller Options:

Type		Refrigerant	Indoor unit					Indoor unit						
			Cassette					Duct						
			1-way Flow	3D flow	Compact type	Circular Flow Range			Low static pressure			Medium static pressure	High static pressure	
						Slim type	Large type		Mini Duct	Slim Duct	High Efficiency	Standard	Standard	
		R410A	AUXV 004/007/009/ 012/014/018/ 024GLEH	AUXS 018/024GLEH	AUXB 004/007/009/ 012/014/018/ 024GLEH	AUXM 018/024/030 GLEH	AUXK 018/024/030/ 034/036/045/ 054GLEH		ARXK 004/007/009/012/ 014/018/024 GLGH	ARXD04GALH	ARXD 007/009/012/ 014/018/024 GLEH	ARXP 018/030GLFH	ARXA 024/030/036/045 GLEH	ARXC 036/045/060/ 072/090/096 GTEH
Controllers	Wired remote controller				● UTY-RVRY						● UTY-RVRY			
					● UTY-RNRYZ6						● UTY-RNRYZ6			
					● UTY-RLRY						● UTY-RLRY			
					● UTY-RCRYZ1						● UTY-RCRYZ1			
	Simple remote controller				● UTY-RSRYZ1 UTY-RHRYZ1						● UTY-RSRYZ1 UTY-RHRYZ1			
	Wireless remote controller	UTY-LNVY UTY-LNHY UTY-LNXY			● UTY-LNVY UTY-LNHY UTY-LNXY						● UTY-LNVY UTY-LNHY UTY-LNXY			
	IR receiver unit		● UTY-TRHX			● UTY-LBHXD			● UTY-TRHX	● UTB-YWC	● UTY-TRHX			
	Central remote controller				● UTY-DCGYZ4						● UTY-DCGYZ4			
	Touch panel controller				● UTY-DTGYZ1 UTY-DTGYZ2						● UTY-DTGYZ1 UTY-DTGYZ2			
	System controller, System controller Lite				● UTY-APGXZ1, UTY-ALGXZ1						● UTY-APGXZ1, UTY-ALGXZ1			

Controller System List (available) for VRF

Controller Options:

Type		Refrigerant	Indoor unit			Indoor unit					
			Floor	Ceiling/ Floor	Ceiling	Wall-mounted					
			EEV Internal			EEV Internal	EEV External	EEV Internal	EEV External	EEV Internal	EEV Internal
		R410A	AGYA 004/007/009/012/014 GCGH	ABYA 012/014/018/024 GTEH	ABYA 030/036/045/054 GTEH	ASYA 004/007/009 GCGH	ASYE 004/007/009 GCEH	ASYA012/014GCGH	ASYE012/014GCEH	ASYA18/24GBCH	ASYA030/034GTEH
Controllers	Wired remote controller		● UTY-RVRY			● UTY-RVRY					
			● UTY-RNRYZ6			● UTY-RNRYZ6					
			● UTY-RLRY			● UTY-RLRY					
			● UTY-RCRYZ1			● UTY-RCRYZ1					
	Simple remote controller		● UTY-RSRYZ1 UTY-RHRYZ1			● UTY-RSRYZ1 UTY-RHRYZ1					
	Wireless remote controller	UTY-LNVY UTY-LNHY UTY-LNXY	● UTY-LNVY UTY-LNHY UTY-LNXY			● UTY-LNVY UTY-LNHY UTY-LNXY					
	IR receiver unit										
	Central remote controller		● UTY-DCGYZ4			● UTY-DCGYZ4					
	Touch panel controller		● UTY-DTGYZ1 UTY-DTGYZ2			● UTY-DTGYZ1 UTY-DTGYZ2					
	System controller, System controller Lite		● UTY-APGXZ1, UTY-ALGXZ1			● UTY-APGXZ1, UTY-ALGXZ1					

Controller System List (available) for VRF

Controller Options:

Type		Refrigerant	Indoor unit					Indoor unit						
			Cassette					Duct						
			1-way Flow	3D flow	Compact type	Circular Flow Range			Low static pressure			Medium static pressure	High static pressure	
						Slim type	Large type		Mini Duct	Slim Duct	High Efficiency	Standard	Standard	
		R410A	AUXV 004/007/009/ 012/014/018/ 024GLEH	AUXS 018/024GLEH	AUXB 004/007/009/ 012/014/018/ 024GLEH	AUXM 018/024/030 GLEH	AUXK 018/024/030/ 034/036/045/ 054GLEH		ARXK 004/007/009/012/ 014/018/024 GLGH	ARXD04GALH	ARXD 007/009/012/ 014/018/024 GLEH	ARXP 018/030GLFH	ARXA 024/030/036/045 GLEH	ARXC 036/045/060/ 072/090/096 GTEH
Interfaces	BACnet® gateway		● UTY-ABGXZ1, UTY-VBGX					● UTY-ABGXZ1, UTY-VBGX						
		CN connector type	● FG-AC-BAC1Z1					● FG-AC-BAC1Z1			● FG-AC-BAC1Z1			
		IR type	● FG-IR-BMG1Z1+UTY-TRHX		● FG-IR-BMG1Z1	● FG-IR-BMG1Z1+UTY-LBHXD		● FG-IR-BMG1Z1+ UTY-TRHX	● FG-IR-BMG1Z1+ UTB-YWC		● FG-IR-BMG1Z1+UTY-TRHX			
	Network converter for LonWorks™		● UTY-VLGX					● UTY-VLGX						
	MODBUS® Converter		● UTY-VMSX					● UTY-VMSX			● UTY-VMSX			
			● UTY-VMGX FG-TL-MBS16Z1					● UTY-VMGX FG-TL-MBS16Z1						
	MODBUS® interface	3-wire RC-line type CN connector type	● FG-AC-MBS1Z1					● FG-AC-MBS1Z1	● FG-RC-MBS1Z1		● FG-AC-MBS1Z1			
		IR type	● FG-IR-BMG1Z1+ UTY-TRHX		● FG-IR-BMG1Z1	● FG-IR-BMG1Z1+ UTY-LBHXD		● FG-IR-BMG1Z1+ UTY-TRHX	● FG-IR-BMG1Z1+ UTB-YWC		● FG-IR-BMG1Z1+ UTY-TRHX			
	KNX® converter		● UTY-VKSX					● UTY-VKSX			● UTY-VKSX			
			● UTY-VKGX FG-TL-KNX16Z1					● UTY-VKGX FG-TL-KNX16Z1						
	KNX® interface	3-wire RC-line type CN connector type	● FG-AC-KNX1Z1					● FG-AC-KNX1Z1	● FG-RC-KNX1Z1		● FG-AC-KNX1Z1			
		IR type	● FG-IR-KNX1Z1+ UTY-TRHX		● FG-IR-KNX1Z1	● FG-IR-KNX1Z1+ UTY-LBHXD		● FG-IR-KNX1Z1+ UTY-TRHX	● FG-IR-KNX1Z1+ UTB-YWC		● FG-IR-KNX1Z1+ UTY-TRHX			
	WLAN adapter	CN connector type*1	● UTY-TFSXJ3					● UTY-TFSXJ3			● UTY-TFSXJ3			
		3-wire RC-line type CN connector type	● FG-AC-WIF1Z1					● FG-AC-WIF1Z1	● FG-RC-WIF1Z2		● FG-AC-WIF1Z1			
		IR type	● FG-IR-WIF1Z1+ UTY-TRHX		● FG-IR-WIF1Z1	● FG-IR-WIF1Z1+ UTY-LBHXD		● FG-IR-WIF1Z1+ UTY-TRHX	● FG-IR-WIF1Z1+ UTB-YWC		● FG-IR-WIF1Z1+ UTY-TRHX			
		3-wire RC-line type CN connector type	● FG-AC-WMP1Z1					● FG-AC-WMP1Z1	● FG-RC-WMP1Z1		● FG-AC-WMP1Z1			
		IR type	● FG-IR-WMP1Z1+ UTY-TRHX		● FG-IR-WMP1Z1	● FG-IR-WMP1Z1+ UTY-LBHXD		● FG-IR-WMP1Z1+ UTY-TRHX	● FG-IR-WMP1Z1+ UTB-YWC		● FG-IR-WMP1Z1+UTY-TRHX			
	External switch controller		● UTY-TERX					● UTY-TERX						

Controller System List (available) for VRF

Controller Options:

Type		Refrigerant	Indoor unit			Indoor unit					
			Floor	Ceiling/ Floor	Ceiling	Wall-mounted					
			EEV Internal			EEV Internal	EEV External	EEV Internal	EEV External	EEV Internal	EEV Internal
		R410A	AGYA 004/007/009/012/014 GCGH	ABYA 012/014/018/024 GTEH	ABYA 030/036/045/054 GTEH	ASYA 004/007/009 GCGH	ASYE 004/007/009 GCEH	ASYA012/014GCGH	ASYE012/014GCEH	ASYA18/24GBCH	ASYA030/034GTEH
Interfaces	BACnet® gateway		● UTY-ABGXZ1, UTY-VBGX			● UTY-ABGXZ1, UTY-VBGX					
		CN connector type	● FG-AC-BAC1Z1					● FG-AC-BAC1Z1			● FG-AC-BAC1Z1
		IR type	● FG-IR-BMG1Z1					● FG-IR-BMG1Z1			
	Network converter for LonWorks™		● UTY-VLGX					● UTY-VLGX			
	MODBUS® Converter		● UTY-VMSX					● UTY-VMSX			● UTY-VMSX
			● UTY-VMGX FG-TL-MBS16Z1					● UTY-VMGX FG-TL-MBS16Z1			
	MODBUS® interface	3-wire RC-line type / CN connector type	● FG-AC-MBS1Z1					● FG-AC-MBS1Z1		● FG-RC-MBS1Z1	● FG-AC-MBS1Z1
		IR type	● FG-IR-BMG1Z1					● FG-IR-BMG1Z1			
	KNX® converter		● UTY-VKSX					● UTY-VKSX			● UTY-VKSX
			● UTY-VKGX FG-TL-KNX16Z1					● UTY-VKGX FG-TL-KNX16Z1			
	KNX® interface	3-wire RC-line type / CN connector type	● FG-AC-KNX1Z1					● FG-AC-KNX1Z1		● FG-RC-KNX1Z1	● FG-AC-KNX1Z1
		IR type	● FG-IR-KNX1Z1					● FG-IR-KNX1Z1			
	WLAN adapter	CN connector type*1	● UTY-TFSXJ3					● UTY-TFSXJ3			● UTY-TFSXJ3
		3-wire RC-line type / CN connector type	● FG-AC-WIF1Z1					● FG-AC-WIF1Z1		● FG-RC-WIF1Z2	● FG-AC-WIF1Z1
		IR type	● FG-IR-WIF1Z1					● FG-IR-WIF1Z1			
		3-wire RC-line type / CN connector type	● FG-AC-WMP1Z1					● FG-AC-WMP1Z1		● FG-AC-WMP1Z1	● FG-AC-WMP1Z1
		IR type	● FG-IR-WMP1Z1					● FG-IR-WMP1Z1			
	External switch controller		● UTY-TERX					● UTY-TERX			

Optional Parts Overview

For Split & Multi-split, VRF

A variety of optional parts are available to enable installation of the selected indoor unit properly according to the environment.



Optional Parts
For Cassette

Occupancy sensor kit
A built-in thermo sensor monitors and controls room temperature accurately.



Cassette grille
A lineup of cassette grills that match a variety of interiors. A grid ceiling-type cassette grille has been added to the lineup.



Silver ion filter
The Silver ion filter helps to keep indoor air free from viruses, bacteria and molds.*

Fresh air intake kit
Fresh air can be taken in by a fan connected to an external control unit.

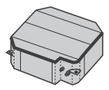

Insulation kit for high humidity
Insulation kit for high humidity is used when the installation location is in a high humidity environment.



Air outlet shutter plate
Airflow directions can be changed to 3 directions using the Air outlet shutter plate depending on the installation location.



Wide Panel
When a cassette type is installed in a narrow space in the ceiling, the wide panel fills in that space.

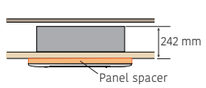

Panel spacer
If the ceiling space is tight and the main body protrudes from the ceiling surface, a panel spacer can be used as a decorative trim.

Optional Parts
For VRF (Heat pump / Modular type)

Pressure sensor kit
When installed, the height difference between the outdoor unit and indoor unit can be allowed up to 110 m.

Optional Parts
For R32 VRF products

Gas Sensor kit
Used to ensure standards compliance and safety when R32 VRF products are installed.

Expansion kit
Connect to indoor units to expand the number of inputs and outputs when using multiple safety devices or external input / output functions.

Optional Parts
For Floor

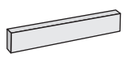

Half concealed kit
Used to half conceal a floor type indoor unit in the wall.

Silver ion filter
The Silver ion filter helps to keep indoor air free from viruses, bacteria and molds.*

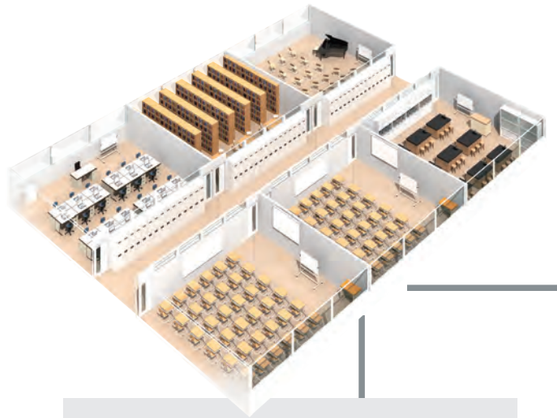

Optional Parts
For Common

Remote sensor unit
Detects the room temperature around the sensor. Used to construct systems that improve comfort.
(See the options list for compatible devices.)

Optional Parts
For Duct & Ceiling

Auto louver grille kit
The optional clean-looking flat Auto louver grille blends into any interior and provides a comfortable airflow.

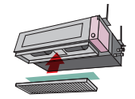

Silver ion filter
The Silver ion filter helps to keep indoor air free from viruses, bacteria and molds.*

Long-life filter
Captures grit and dust. Long-life design with consideration of running costs.

Flange
Flanges are used when connecting a medium static pressure duct type and a ceiling type with air intake and exhaust ducts.

Drain pump unit
Drains water that has accumulated during operation.

Connection Parts

For wall-mounted type

Communication kit
Required for a wall-mounted type when the External connect kit set or a Wired remote controller is connected to the indoor unit.

For wall-mounted type

For Duct type and Cassette type

External input and output PCB
For Wall-mounted, Duct, or Cassette type, these parts are required when the external input and output function is used.



External connect kit & set
Connect the printed circuit board (PCB) to external devices.

Connection Units
Connection units are available to separate the pipes when connecting multiple indoor units in a Multi-split type or VRF system.

External power supply unit
The External power supply unit protects the increment in the system even if the power supply for some of the indoor units is shut down.

External input and output PCB box & bracket
Box and bracket for installing the External input and output PCB.

*Not a result of experiments in an actual use environment. Silver ion filter inhibits activity or growth of microorganism, but do not prevent infection.

Silver Ion Filter

UTR-FA16-5 / UTR-FA13-3 / UTR-FA03-5 / UTD-HFAA / UTD-HFRA / UTD-HFTA / UTD-HFTB / UTD-HFTC / UTD-HFNC / UTD-HFNB / UTD-HFNA / UTD-HFND / UTD-HFKB / UTD-HFKA

For Wall-mounted / Floor
UTR-FA16-5 / UTR-FA13-3
UTR-FA03-5

For Cassette
UTD-HFAA / UTD-HFRA

For Duct
UTD-HFTA / UTD-HFTB
UTD-HFTC / UTD-HFNC
UTD-HFNB / UTD-HFNA
UTD-HFND / UTD-HFKB
UTD-HFKA

The Silver Ion Filter Helps to Keep Indoor Air Free from Viruses, Bacteria and Molds.

(Not a result of experiments in an actual use environment. Silver ion filter inhibits activity or growth of microorganism, but do not prevent infection.)

The Silver Ion Filter Inhibits The Activities of Viruses*1, Bacteria*2 and Molds*3 Trapped on the Filter.

(Only effective when the microorganism is trapped on the filter with dust or droplet)

99 % inhibit rate*1

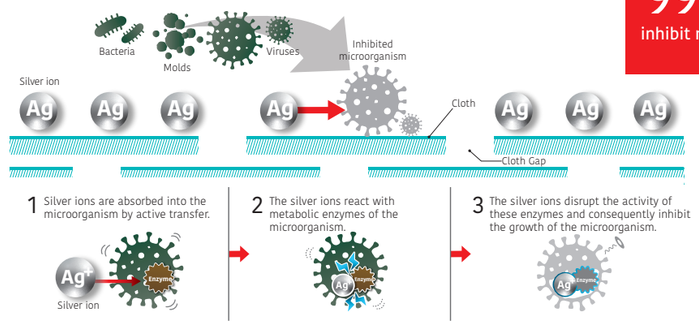

*1 [Testing organization] Kitasato Research Center for Environmental Science [Test Report] No. 2020_0408 [Test virus] Escherichia coli phage Qbeta NBRC 20012 (1 type) [Test Method] Based on the antiviral test method for textile products (JIS L 1922)
[Test results] Inhibited by at least 99% in 24 hours. Not tested to prevent transmission of SARS-CoV-2.

*2 [Testing organization] Kitasato Research Center for Environmental Science [Test Report] No. 2020_0409 [Test bacteria] Escherichia coli NBRC 3972 (1 type) [Test Method] Based on the determination of antibacterial activity and efficacy of textile products (JIS L 1902)
[Test results] The growth of the test bacteria was inhibited by 24 hours testing

*3 [Testing organization] Kitasato Research Center for Environmental Science [Test Report] No. 2020_0410 [Test fungi] Aspergillus Niger NBRC 105649 and other fungi (3 types) [Test Method] Based on the test for fungus resistance (JIS Z 2911)
[Test results] The growth of the fungus was inhibited by 28 days testing

The Filter is Easily Removable* and Hand-Washable.

(*Wall-mounted and floor models only)

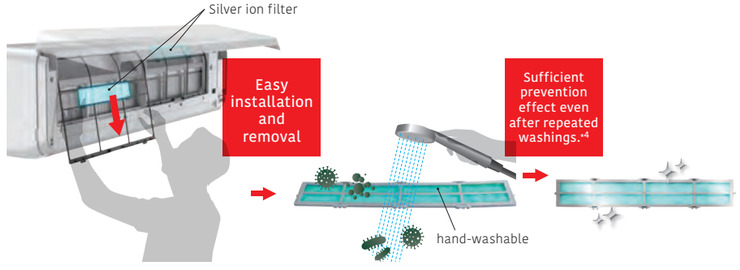

*4 Hand-washing or vacuuming by 3 months is recommended. Cleaning frequency varies depending on the environment of use.

Specifications

Model name		For Wall-mounted / Floor			for Cassette	
		UTR-FA16-5	UTR-FA13-3	UTR-FA03-5	UTD-HFAA	UTD-HFRA
Net Dimension (H × W × D)	mm	35 × 210 × 6	50 × 364 × 6	43 × 272 × 6	350 × 125 × 6	550 × 136 × 6
Weight	g	2	2	2	7	23
Quantity		2	2	2	1	1

Model name		for Duct								
		UTD-HFTA	UTD-HFTB	UTD-HFTC	UTD-HFNC	UTD-HFNB	UTD-HFNA	UTD-HFND	UTD-HFKB	UTD-HFKA
Net Dimension (H × W × D)	mm	290 × 70 × 6	390 × 70 × 6	290 × 70 × 6 390 × 70 × 6	620 × 88 × 6	420 × 88 × 6	620 × 88 × 6	500 × 79 × 6	420 × 125 × 6	620 × 108 × 6
Weight	g	6	8	10	8	10	16	12	16	20
Quantity		2	2	3	1	2	2	2	2	2

Auto Louver Grille Kit

UTD-GXTA-W / UTD-GXTB-W / UTD-GXTC-W

The optional clean-looking flat Auto louver grille kit blends into any interior and provides a comfortable airflow.

Flexible Control

- The Auto louver grille of the indoor unit can be operated in conjunction with the remote control of the indoor unit.
- **Vertical auto swing**
  - Auto airflow direction and auto swing
  - 4 steps selectable
- **Auto-closing louver**
  The louvers will automatically close when the indoor unit stops operating.

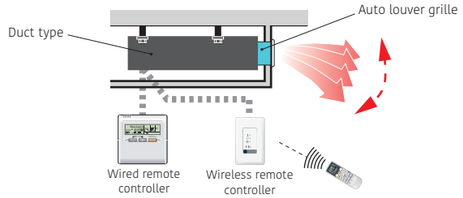

Dimensions

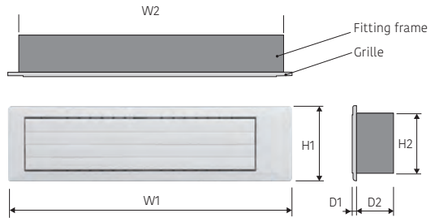

Unit: mm

Model name	W1	W2	H1	H2	D1	D2
UTD-GXTA-W	683	645	180	148	9	84
UTD-GXTB-W	883	845				
UTD-GXTC-W	1,083	1,045				

Specifications

Model name			UTD-GXTA-W	UTD-GXTB-W	UTD-GXTC-W
Applicable indoor unit	Split & Multi-split		ARYG07/09LLTA ARXG07/09/12/14KSLAP ARXG07/09/12/14KLLAP ARYG07/09LSLAP	ARXG18KSLAP ARXG18KLLAP	
	VRF		ARXD007/009/012/014GLEH ARXK004/007/009/012/014GLGH ARXD04GALH ARXD004/005/007/009/012/014HLAH ARXP009/012/014HLAH	ARXD018GLEH ARXD018HLAH ARXK018GLGH	ARXD024GLEH ARXD024HLAH ARXK024GLGH
Power supply			Connecting with Control box of indoor unit		
Fixing Auto louver grille			Screwed to Flange or Square duct		
Extension Square duct limit			1.0 m (Max. duct length between indoor unit and Auto louver grille)		
Net Dimensions (H × W × D)		mm	180 × 683 × (84 + 9)	180 × 883 × (84 + 9)	180 × 1,083 × (84 + 9)
Weight	Net	kg (lbs)	2.0 (4.4)	2.5 (5.6)	3.0 (6.7)
Accessories			Fitting Flame, etc.		
Operating range	Cooling	°C	18 to 32		
		% RH	80 % or less		
	Heating	°C	16 to 30		

Pressure Sensor Kit

UTY-SPWX

Design Flexibility

The height difference between the outdoor unit and the indoor unit is normally 50 m for the V-IV and VU-V* series, but can be extended to 110 m by installing the Pressure sensor kit.
(Can only be connected to the V-IV and VU-V* series. Also, it can only be connected to outdoor units using outdoor unit software compatible with the product.)

*Only when using the heat pump.

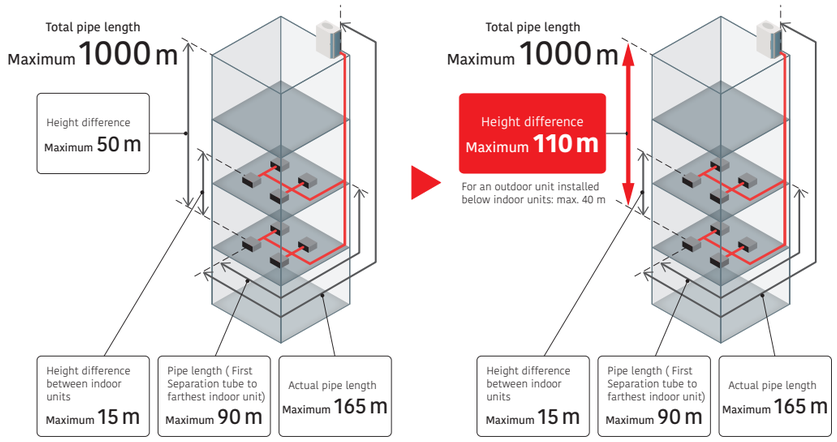

System Overview

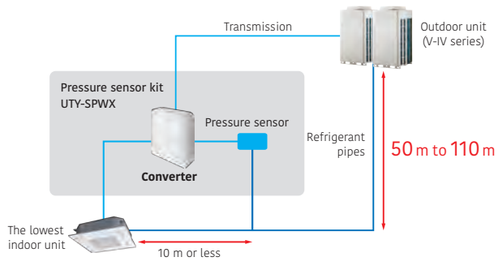

Pressure Sensor Kit

Pressure sensor kit (Converter)	Refrigerant pressure sensor	Joint pipe

Specifications

Model name	UTY-SPWX
Power supply	9 to 16 V DC
Dimensions (H × W × D) (mm)	140 × 117 × 43
Weight (g)	200

External Power Supply Unit

UTZ-GXXA / UTZ-GXXC / UTZ-GXXD

The External Power Supply Unit Protects The Increment in The System Even If The Power Supply for Some of The Indoor Units is Shut Down.

Connects to the External power supply unit to supply power to the indoor unit from the auxiliary power supply. This allows for continuous operation without system errors.
Built-in relays reduce installation time and cost.
The UTZ-GXXC and UTZ-GXXD have a built-in relay, which reduces installation time and cost.

High Reliability

- A: Interruption of the main power supply is detected by the power cut-off detection part.
- B: Supplies power for driving the expansion valve of the indoor unit.
- C: Gives notification of the power supply from the External power supply unit.

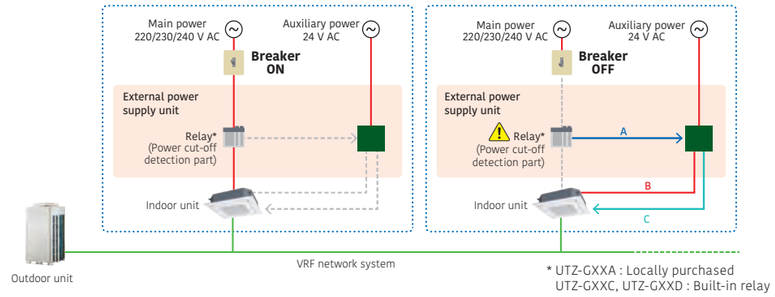

Note

- When changing the power supply voltage to 24 V AC, use a power transformer with an insulated structure that complies with the regulations* of the installation region.
- A powered-off indoor unit driven by the External power supply unit is treated in the same way as an operation-off unit in the electricity charge appointment function. If standby power is generated, the result of the electricity charge appointment may not be zero.
- The UTZ-GXXD must not be used in areas requiring safety measures.
- For details regarding the design when using the UTZ-GXXD in areas where safety measures are not required, please refer to the technical manual.

* UL Class II or IEC 61558 Class III, for example.

Specifications

Model name	UTZ-GXXA	UTZ-GXXC	UTZ-GXXD
Power supply	24 V AC 50/60Hz	24 V AC 50/60 Hz	
Dimensions (H × W × D) (mm)	203 × 178 × 65	200 × 178 × 97	
Weight (g)	500	800	

AIR BEAM
Radiation Air Outlet Unit

*Production by order
Contact us for more details.

Key component



Cross-section view

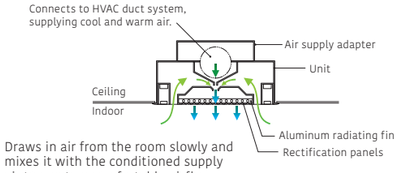

Draws in air from the room slowly and mixes it with the conditioned supply air to create a comfortable airflow.

Built-in aluminum heat-dissipating fins and rectification panels help to disperse and rectify airflow.

Airflow rate (m^3/h)	180 (160-215)	270 (240-325)
Grid	600 × 2	600 × 3
AIR BEAM For system ceiling (Integrated type)	KS-180	KS-270

Gas Sensor Kit

UTY-SGZY / UTY-SGZYZ1

Enhanced Safetymeasures for R32

The system is designed to meet the environmental safety requirements specified in the IEC 60335 2-40 standard for the use of R32 refrigerant. The environment requiring safety measures is determined by the size of the room in relation to the amount of refrigerant required.

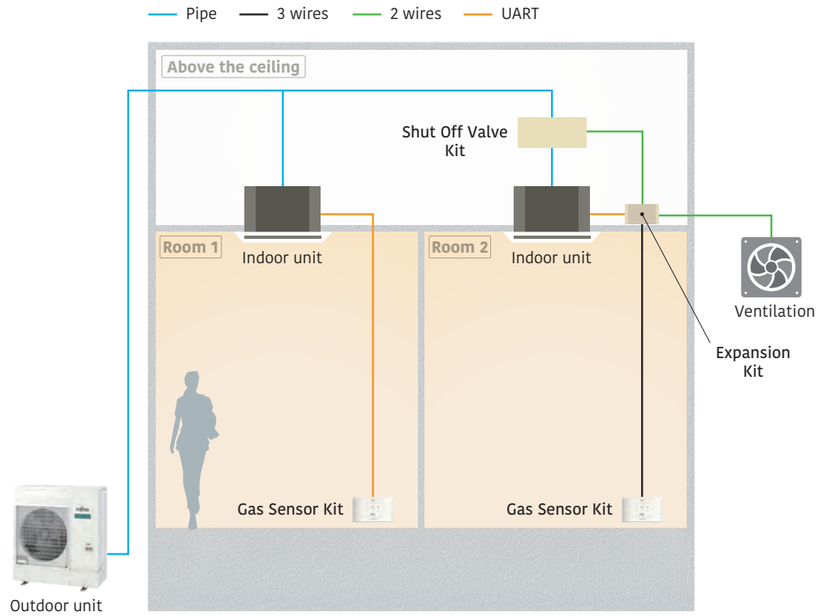

Shut off valve kit
UTP-GX027A, UTP-GX060A
UTP-GX090A

Block the path to prevent refrigerant flow in the event of a refrigerant leakage.

Expansion kit
UTZ-JXXA

Used to ensure standards compliance and safety when R32 VRF products are installed.

Gas sensor kit*
UTY-SGZY / UTY-SGZYZ1

Used to ensure standards compliance and safety when R32 VRF products are installed.

*Direct connection of the gas sensor kit to the indoor unit requires the UTY-XWZXZL connection cable.

Conditions Requiring Safety Measures

When installing R32 VRF products, it is necessary to determine whether safety design is required. Conditions include the amount of refrigerant filled in the product and floor area.
For details on how to confirm whether safety design is required, refer to the Design & Technical Manual.

For example, if a product with a total refrigerant charge of 5.5 kg is installed in a small room of 10 m², two safety devices are required as it falls within the yellow area of the graph.

Except lowest underground floor

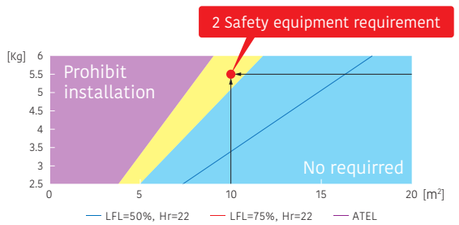

Features: Gas sensor kit

Connection pattern

1) Corresponds to the case where the classification of air conditioner installation differs from property to property.

When connecting directly to the indoor unit

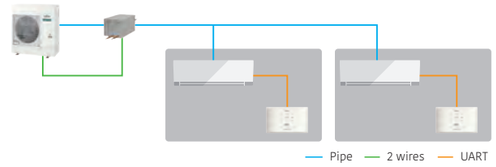

When installing multiple units in the same room

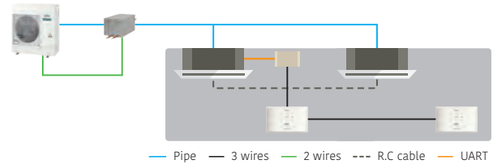

When connecting with the shut-off valve kit

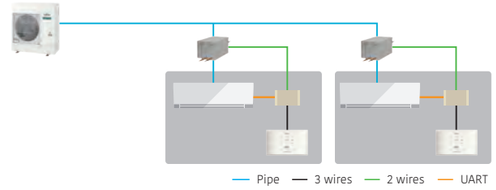

2) Multiple rooms or areas are air conditioned using ducted airflow paths

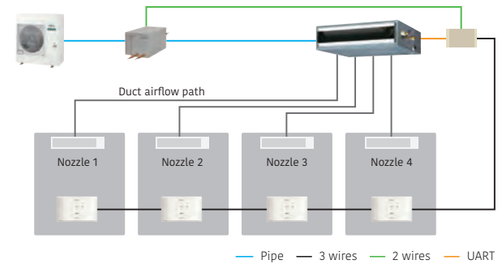

Specifications

Model name	UTY-SGZY	UTY-SGZYZ1
Dimensions (H × W × D) (mm)	80 × 130 × 35	
Weight (g)	200	

Optional Parts List for Split/Multi-split

Type	Refrigerant	Indoor unit: Wall-mounted: Designer Range	Indoor unit: Wall-mounted: Standard Range			Indoor unit: Wall-mounted: ECO Range			Indoor unit: Cassette: Compact 4-way flow range	Indoor unit: Cassette: Circular Flow Range
	R32	ASEH05/07/09/12/14 KJCAL,KJCALB ASYH05/07/09/12/14 KJCA,KJCA-B	ASEH07/09/ 12/14KMCG,KMCG-B, ASYG07/09/12/14KMCF, ASYG07/09/12/14KMCE	ASEH18/22/24KMTGL	ASEH30/36KMTB	ASEH05/07/09/12KNCA	ASEH07/09/12KLTBL	ASEH18/24KLCBL	AUXG 07/09/12/14/18/22/24 KVLA	AUXG 18/22/24/30/36/45/54 KRLB
	R410A								AUYG07/09LVLA	
Occupancy sensor kit										● UTY-SHZXC
Remote sensor unit	The remote sensor provides additional convenience.									
Cassette grille	UTG-UFYF-W, UTG-UKYA-W, UTG-UFYD-W, UTG-UKYC-W, UTG-UKYA-B								● UTG-UFYF-W (KVLA), UTG-UFYD-W (LVLA)	● UTG-UKYA-W, UTG-UKYC-W, UTG-UKYA-B
Auto louver grille kit										
Silver ion filter		● UTR-FA16-5			● UTR-FA13-3		● UTR-FA16-5		● UTD-HFAA	● UTD-HFRA
Long-life filter										
Flange										
Drain pump unit										
Wide Panel										● UTG-AKXA-W
Panel spacer	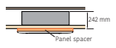									● UTG-BKXA-W
Fresh air intake kit	For Compact cassette, For Circular flow cassette								● UTZ-VXAA	● UTZ-VXRA
Air outlet shutter plate	For Compact cassette, For Circular flow cassette								● UTR-YDZB	● UTR-YDZK
Insulation kit for high humidity									● UTZ-KXGC	● UTZ-KXRA
Half concealed kit	Used to half conceal a floor type indoor unit in the wall.									
L-type piping kit										

Optional Parts List for Split/Multi-split

Type	Refrigerant	Indoor unit								
		Duct				Duct			Floor	Ceiling
		Low Static Pressure		Medium static pressure		High static pressure				
		Mini	Slim	High-Efficiency & Comfort	Standard	Compact	High-Efficiency & Comfort	High-Efficiency / Standard		
	R32	ARXG 07/09/12/14/18 KSLAP	ARXG 07/09/12/14/18 KLLAP	ARXH 12/14/18/22/24/ 30/36/45/54 KMTAP	ARXG22KMLB, ARXG 24/30/36/45 KMLA	ARXG 12/14/18/22/24/ 30/36/45/54 KHTAP	ARXG45/54KHTB ARXH60KHTA	ARXH72/90KHTA	AGEH 09/12/14 KVCCL	ABEG 18/22/24/ 30/36/45/54 KRTA
	R410A	ARYG07/09LSLAP	ARYG07/09LLTA				ARYG60LHTA	ARYG72/90LHTA		
Occupancy sensor kit										
Remote sensor unit	The remote sensor provides additional convenience.	● UTY-XSZXZ1					● UTY-XSZXZ1			
Cassette grille	UTG-UFYF-W, UTG-UKYA-W, UTG-UFYD-W, UTG-UKYC-W, UTG-UKYA-B									
Auto louver grille kit		● UTD-GXTA-W (07/09/12/14), UTD-GXTB-W (18)	● UTD-GXTA-W (09/12/14) UTD-GXTB-W (18)							
Silver ion filter		● UTD-HFTA (07/09/12/14) UTD-HFTB (18)	● UTD-HFTA (09/12/14) UTD-HFTB (18)	● UTD-HFNC (12/14/18) UTD-HFNB (22/24), UTD-HFNA(30/36/45/54)	● UTD-HFNC (12/14) UTD-HFNB (18/22/24/30) UTD-HFNA (36/45/54)	● UTD-HFND	● UTD-HFKB (45/54)	● UTD-HFKA	● UTR-FA03-5	
Long-life filter				● UTD-LFDC (12/14/18) UTD-LFDB (22/24), UTD-LFDA (30/36/45/54)	● UTD-LFNA (36/45/54) UTD-LFNB (18/22/24/30) UTD-LFNC (12/14)	● UTD-LF25NA	● UTD-LF60KA (45/54)	● UTD-LFKA		
Flange						● UTD-SF045T UTD-RF204				
Drain pump unit						● UTZ-PX1NBA		● UTZ-PX1NAB		● UTR-DPB24T
Wide Panel	Indoor unit 950, Panel 600 (mm), 600									
Panel spacer	242 mm, Panel spacer									
Fresh air intake kit	For Compact cassette, For Circular flow cassette									
Air outlet shutter plate	For Compact cassette, For Circular flow cassette									
Insulation kit for high humidity										
Half concealed kit	Used to half conceal a floor type indoor unit in the wall.								● UTR-STA	
L-type piping kit										● UTP-FX24A (18/22/24) UTP-FX35A (30/36/45/54)

*This is an option for the outdoor unit.

Optional Parts List for VRF

Type	Refrigerant	Indoor unit: Cassette						Indoor unit: Duct						
		1-way Flow	Compact type	Compact type	Circular Flow Range			Low static pressure			Medium static pressure		High static pressure	
				High Efficiency	Slim type	Slim type / High Efficiency	Large type	Mini Duct	Slim Duct	Slim Duct High Efficiency	Standard	High Efficiency	Standard	
	R32	AUXV 004/005/007/009/012/014/018/024 HLBH	AUXB 004/005/007/009/012/014/018 HLAH,HLBH	AUXN 009/012/014 HLAH	AUXM 009/012/014/018/024/030 HLBH	AUXN 018HLBH	AUXK 018/024/030/034/036/045/054HLBH	ARXK 004/005/007/009/012/014/018/024 HLBH	ARXD 004/005/007/009/012/014/018/024 HLBH	ARXP 009/012/014 HLAH	ARXL 007/009/012/014/018/024/030/036/045 HTBH	ARXP 018/030HTBH	ARXC 036/045/060 HTBH	ARXC 072/090/096 HTBH
Occupancy sensor kit					UTY-SHZXC									
Remote sensor unit		UTY-XSZXZ1									UTY-XSZXZ1			
Cassette grille	UTY-UNYA-W UTY-UNYC-W; UTG-UNYB-W UTG-UNYD-W; UTG-USYA-W; UTG-UFYC-W; UTG-UKYC-W; UTG-UFYE-W UTG-UFYH-W; UTG-UKYA-B	UTG-UNYC-W (004-012) UTG-UNYD-W (014-024)	UTG-UFYH-W	UTG-UFYH-W	UTG-UKYC-W UTG-UKYA-B									
Auto louver grille kit								UTD-GXTA-W (004-012) UTD-GXTB-W (014/018) UTD-GXTC-W (024)	UTD-GXTA-W (004-014) UTD-GXTB-W (018) UTD-GXTC-W (024)	UTD-GXTA-W				
Silver ion filter			UTD-HFAA		UTD-HFRA			UTD-HFTA (004-012) UTD-HFTB (014/018) UTD-HFTC (024)	UTD-HFTA(004-014) UTD-HFTB (018) UTD-HFTC (024)	UTD-HFTA	UTD-HFNC (007-018) UTD-HFNB (024/030) UTD-HFNA (036/045)	UTD-HFNA (018/030)	UTD-HFKB	
Long-life filter											UTD-LFDC (007-018) UTD-LFDB (024/030) UTD-LFDA (036/045)	UTD-LFDA (018/030)	UTD-LF60KA (036)	
Flange														
Drain Pump Unit														
Wide Panel					UTG-AKXA-W									
Panel spacer	242 mm *Panel spacer				UTG-BKXA-W									
Fresh air intake kit	For Compact cassette; For Circular flow cassette		UTZ-VXAA		UTZ-VXRA									
Air outlet shutter plate:	For Compact cassette; For Circular flow cassette		UTR-YDZB		UTR-YDZK									
Insulation kit for high humidity			UTZ-KXGC		UTZ-KXRA									
Half concealed kit														
External power supply unit*1		UTZ-GXXD								UTZ-GXXD				
Pressure sensor kit														
Gas sensor kit		UTY-SGZY/UTY-SGZYZ1+UTY-XWZXZL*2								UTY-SGZY/UTY-SGZYZ1+UTY-XWZXZL*2				
Shut off valve kit		UTP-GX027A/UTP-GX060A/UTP-GX090A								UTP-GX027A/UTP-GX060A/UTP-GX090A				
Expansion kit		UTZ-JXXA								UTZ-JXXA				
L-type piping kit														

*1:The UTZ-GXXD is compatible with both R32 model indoor units and R410A model indoor units.
*2:Directly connecting the gas sensor kit to the indoor unit requires the UTY-XWZXZL connection cable.

Optional Parts List for VRF

Type	Refrigerant	Indoor unit										Outdoor unit			
		Floor		Ceiling	Wall-mounted							J-VS Series	J-V Series	J-VL Series	VU-V Series
		EEV Internal	EEV External			EEV Internal	EEV External	EEV Internal	EEV External	–					
	R32	AGYA 007/009/012/014 HCBH	AGYE 007/009/012/014 HCBH	ABYA 012/014/018/024/ 030/036/045/054 HTBH		ASYA 004/005/007/009/ 012/014/018 HTBH	ASYE 004/005/007/009/ 012/014/018 HTBH	ASYA 004/005/007/ 009/012/014 HCAH	ASYE 004/005/007/ 009/012/014 HCAH	ASYB 018/024/030/034 HTBH		AJY040/045/ 054KCTAH, AJY040/045/ 054KFTAH	AJY040/045/ 054KBLAH, AJY040/045/ 054KELAH	AJY 072/090/108/ 126/144/162 KELAH	AJY 072/090/108/126/ 144/162/180/198 HALAH
Occupancy sensor kit															
Remote sensor unit				● UTY-XSZXZ1				● UTY-XSZXZ1							
Cassette grille	UTY-UNYA-W UTY-UNYC-W; UTG-UNYB-W UTG-UNYD-W; UTG-USYA-W; UTG-UFYC-W; UTG-UKYC-W; UTG-UFYE-W UTG-UFYH-W; UTG-UKYA-B														
Auto louver grille kit															
Silver ion filter		● UTR-FA03-5						● UTR-FA16-5		● UTR-FA13-3					
Long-life filter															
Flange															
Drain Pump Unit				● UTR-DPB24T											
Wide Panel															
Panel spacer	42 mm; *Panel spacer														
Fresh air intake kit	For Compact cassette; For Circular flow cassette														
Air outlet shutter plate:	For Compact cassette; For Circular flow cassette														
Insulation kit for high humidity															
Half concealed kit		● UTR-STA													
External power supply unit*1		● UTZ-GXXD						● UTZ-GXXD							
Pressure sensor kit															● UTY-SPWX
Gas sensor kit		● UTY-SGZY/UTY-SGZYZ1+UTY-XWZXZL*2						● UTY-SGZY/UTY-SGZYZ1+UTY-XWZXZL*2							
Shut off valve kit		● UTP-GX027A/UTP-GX060A/UTP-GX090A								● UTP-GX027A/UTP-GX060A/UTP-GX090A					
Expansion kit		● UTZ-JXXA						● UTZ-JXXA							
L-type piping kit				● UTP-FX24A/UTP-FX35A											

*1:The UTZ-GXXD is compatible with both R32 model indoor units and R410A model indoor units.
*2:Directly connecting the gas sensor kit to the indoor unit requires the UTY-XWZXZL connection cable.

Optional Parts List for VRF

Type	Refrigerant	Indoor unit						Indoor unit								
		Cassette						Duct								
		1-way Flow	3D flow	Compact type	Circular Flow Range				Low static pressure				Medium static pressure	High static pressure		
					Slim type	Large type			Mini Duct	Slim Duct		High Efficiency	Standard	Standard		
	R410A	AUXV 004/007/009/ 012/014/018/ 024GLEH	AUXS 018/024GLEH	AUXB 004/007/009/ 012/014/018/ 024GLEH	AUXM 018/024/030 GLEH	AUXK 018/024/030/ 034/036/045/ 054GLEH			ARXK 004/007/009/ 012/014/018/ 024GLGH	ARXD04GALH	ARXD 007/009/012/ 014/018/024 GLEH	ARXP 018/030GLFH	ARXA 024/030/ 036/045 GLEH	ARXC 036/045/060 GTEH	ARXC 072/090/096 GTEH	
Occupancy sensor kit					● UTY-SHZXC											
Remote sensor unit		● UTY-XSZXZ1										● UTY-XSZXZ1				
Cassette grille	UTY-UNYA-W UTY-UNYC-W UTY-UNYB-W UTY-UNYD-W UTG-USYA-W UTG-UFYC-W UTG-UKYC-W UTG-UFYE-W UTG-UFYH-W UTG-UKYA-B	● UTG-UNYA-W (004-012) UTG-UNYB-W (014-024)	● UTG-USYA-W	● UTG-UFYE-W UTG-UFYC-W	● UTG-UKYC-W UTG-UKYA-B											
Auto louver grille kit									● UTD-GXTA-W (004-014) UTD-GXTB-W (018) UTD-GXTC-W (024)	● UTD-GXTA-W (04)	● UTD-GXTA-W (007-014) UTD-GXTB-W (018) UTD-GXTC-W (024)					
Silver ion filter				● UTD-HFAA	● UTD-HFRA				● UTD-HFTA (004-014) UTD-HFTB (018) UTD-HFTC (024)	● UTD-HFTA	● UTD-HFTA(007-014) UTD-HFTB (018) UTD-HFTC (024)	● UTD-HFND	● UTD-HFND	● UTD-HFKB		
Long-life filter												● UTD-LF25NA	● UTD-LF25NA	● UTD-LF60KA		
Flange												● UTD-SF045T UTD-RF204	● UTD-SF045T UTD-RF204			
Drain Pump Unit												● UTZ-PX1NBA	● UTZ-PX1NBA			
Wide Panel					● UTG-AKXA-W											
Panel spacer	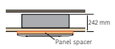 42 mm Panel spacer				● UTG-BKXA-W											
Fresh air intake kit	 For Compact cassette For Circular flow cassette			● UTZ-VXAA	● UTZ-VXRA											
Air outlet shutter plate:	 For Compact cassette For Circular flow cassette			● UTR-YDZB	● UTR-YDZK											
Insulation kit for high humidity				● UTZ-KXGC	● UTZ-KXRA											
Half concealed kit																
External power supply unit*1		● UTZ-GXXA UTZ-GXXC UTZ-GXXD										● UTZ-GXXA UTZ-GXXC UTZ-GXXD				
Pressure sensor kit																
Gas sensor kit																
Shut off valve kit																
Expansion kit																

*1:The UTZ-GXXD is compatible with both R32 model indoor units and R410A model indoor units.

Optional Parts List for VRF

Type	Refrigerant	Indoor unit			Indoor unit				Outdoor unit
		Floor			Wall-mounted				
		EEV Internal	Floor/Ceiling	Ceiling	EEV Internal	EEV External	EEV Internal	EEV Internal	V-IV series
	R410A	AGYA 004/007/009/012/014 GCGH	ABYA 012/014/018/024 GTEH	ABYA 030/036/045/054 GTEH	ASYA 004/007/009/012/014 GCGH	ASYE 004/007/009/012/014 GCEH	ASYA18/24GBCH	ASYA030/034GTEH	AJY 072/090/108/ 126/144/162 LALDH
Occupancy sensor kit									
Remote sensor unit			UTY-XSZXZ1			UTY-XSZXZ1			
Cassette grille	UTY-UNYA-W UTY-UNYC-W UTY-UNYB-W UTY-UNYD-W UTG-USYA-W UTG-UFYC-W UTG-UKYC-W UTG-UFYE-W UTG-UFYH-W UTG-UKYA-B								
Auto louver grille kit									
Silver ion filter		UTR-FA03-5			UTR-FA16-5		UTR-FA13-3		
Long-life filter									
Flange				UTD-RF204					
Drain Pump Unit				UTR-DPB24T					
Wide Panel									
Panel spacer									
Fresh air intake kit	For Compact cassette For Circular flow cassette								
Air outlet shutter plate:	For Compact cassette For Circular flow cassette								
Insulation kit for high humidity									
Half concealed kit		UTR-STA							
External power supply unit*1			UTZ-GXXA UTZ-GXXC UTZ-GXXD			UTZ-GXXA UTZ-GXXC UTZ-GXXD			
Pressure sensor kit									UTY-SPWX
Gas sensor kit									
Shut off valve kit									
Expansion kit									

*1:The UTZ-GXXD is compatible with both R32 model indoor units and R410A model indoor units.

Function List for Split/Multi-Split

External input and output function/External connect kit/communication kit

Type		Refrigerant	Indoor unit									
			Wall-mounted					Wall-mounted		Cassette		
			Designer Range	Standard Range				ECO Range		Compact 4-way flow Range		Circular flow Range
			ASEH 05/07/09/12/14 KJCAL,KJCALB ASYH 05/07/09/12/14 KJCA,KJCA-B	ASEH 07/09/12/14 KMCG, KMCG-B, ASYG07/09/12/14KMCF, ASYG07/09/12/14KMCE	ASEH 18/22/24 KMTGL	ASEH30/36KMTB	ASEH 07/09/12 KNCA	ASEH 07/09/12 KLTBL	ASEH18/24KLCBL	AUXG 09/12/14/18/22/24 KVLA	AUXG07KVLA	AUXG 18/22/24/30/36/45/54 KRLB
		R410A									AUYG07/09LVLA	
Input	Operation/Stop		● UTY-XWZX or ●○ UTY-XCSXZ2+ UTY-XWZXZ5							● PCB Terminal or ●○ UTY-XCSX+UTZ-GXRA	● PCB Terminal	● PCB Terminal or ●○ UTY-XCSX+UTZ-GXRA
	Forced stop		● UTY-XWZX or ●○ UTY-XCSXZ2+ UTY-XWZXZ5							● PCB Terminal	● PCB Terminal	● PCB Terminal
	Forced Thermostat off		●○ UTY-XCSXZ2+ UTY-XWZXZ5							●○ UTY-XCSX+UTZ-GXRA		●○ UTY-XCSX+UTZ-GXRA
	Low noise mode operation											
	Outdoor unit operation peak control											
Output	Operation status		● UTY-XWZX or ● UTY-XCSXZ2+ UTY-XWZXZ5							● UTY-XWZXZG or ○ UTY-XCSX+UTZ-GXRA	● UTY-XWZXZG	● UTY-XWZXZG or ○ UTY-XCSX+UTZ-GXRA
	Error status		● UTY-XWZX or ● UTY-XCSXZ2+ UTY-XWZXZ5							● UTY-XWZXZG or ○ UTY-XCSX+UTZ-GXRA		● UTY-XWZXZG or ○ UTY-XCSX+UTZ-GXRA
	Compressor status											
	Indoor unit fan operation status		● UTY-XWZX or ● UTY-XCSXZ2+ UTY-XWZXZ5							● UTY-XWZXZG or ○ UTY-XCSX+UTZ-GXRA	● UTY-XWZXZG	● UTY-XWZXZG or ○ UTY-XCSX+UTZ-GXRA
	Setpoint attainment status											
	Auxiliary heater output									● UTY-XWZXZG or ○ UTY-XCSX+UTZ-GXRA		● UTY-XWZXZG or ○ UTY-XCSX+UTZ-GXRA

●: Dry Contact ○: Apply Voltage

For SPLIT/MULTI-SPLIT/SIMULTANEOUS MULTI-SPLIT

Communication kit

UTY-TWRXZ3

UTY-TWRXZ2

External input and output PCB

UTY-XCSXZ1
(wire length 280 mm)

UTY-XCSXZ2
(wire length 80 mm)
for Wall-mounted type

UTY-XCSX
for Duct and Cassette types

External input and output PCB box

UTZ-GXDA
(for Duct)

UTZ-GXRA
(for Cassette)

UTZ-GXEA
(for Duct /Ceiling)

External input and output PCB bracket

UTZ-GXNA

Function List for Split/Multi-Split

External input and output function/External connect kit/communication kit

Type		Refrigerant	Indoor unit: Duct: Low Static Pressure: Mini	Indoor unit: Duct: Low Static Pressure: Slim		Indoor unit: Duct: Medium static pressure: High-Efficiency & Comfort	Indoor unit: Duct: Medium static pressure: Standard	Indoor unit: Duct: High static pressure: Compact size	Indoor unit: Duct: High static pressure: Standard / High Efficiency & Comfort		Indoor unit: Duct: High static pressure: High-Efficiency	Indoor unit: Duct: High static pressure: Standard	Indoor unit: Floor	Indoor unit: Ceiling	Outdoor unit		
		R32	ARXG 07/09/12/14/18 KSLAP	ARXG 07/09/12/14/18 KLLAP		ARXH 12/14/18/22/24/ 30/36/45/54 KMTAP	ARXG22KMLB, ARXG 24/30/36/45 KMLA	ARXG 12/14/18/22/24/ 30/36/45/54 KHTAP	ARXG45/54KHTB ARXH60KHTA		ARXH 60/72/90 KHTA		AGEH 09/12/14 KVCCL	ABEG 18/22/24/30/ 36/45/54 KRTA		AOEH 60/72/90 KRTA	AOEG 36/45/54 KBTB, AOEG 36/45/54/72/90 KRTA
		R410A	ARYG 07/09LSLAP		ARYG07/09LLTA					ARYG60LHTA		ARYG 72/90LHTA			AOYG60LATT	AOYG 72/90LRLA	
Input	Operation/Stop		● PCB Terminal		● UTD-ECS5A	● PCB Terminal or ●○ UTY-XCSX+ UTZ-GXDA	● PCB Terminal	● PCB Terminal or ●○ UTY-XCSX+ UTZ-GXNA	● PCB Terminal or ●○ UTY-XCSX+ UTZ-GXEA	● UTD-ECS5A	● PCB Terminal or ●○ UTY-XCSX+ UTZ-GXNA	● PCB Terminal or ●○ UTY-XCSX	● UTY-XWZXZ5+ UTY-XWZX or UTY-XWZX5	● PCB Terminal or ●○ UTY-XCSX+ UTZ-GXEA			
	Forced stop		● PCB Terminal		● UTD-ECS5A	● PCB Terminal			● PCB Terminal	● UTD-ECS5A	● PCB Terminal		● UTY-XWZXZ5+ UTY-XWZX or UTY-XWZX5	● PCB Terminal			
	Forced Thermostat off					●○ UTY-XCSX+ UTZ-GXDA	●○ UTY-XCSX+ UTZ-GXNA		● UTY-XCSX+ UTZ-GXEA	● UTD-ECS5A	●○ UTY-XCSX+ UTZ-GXNA	● UTY-XCSX	● UTY-XWZXZ5+ UTY-XWZX or UTY-XWZX5	● UTY-XCSX+ UTZ-GXEA			
	Low noise mode operation														● UTY-XWZXZ2	● UTY-XWZXZ3	
	Outdoor unit operation peak control														● UTY-XWZXZ2	● UTY-XWZXZ3	
Output	Operation status		● UTY-XWZXZG		● UTD-ECS5A	● UTY-XWZXZG or ○ UTY-XCSX+ UTZ-GXDA	● UTY-XWZXZG	● UTY-XWZXZG or ○ UTY-XCSX+ UTZ-GXNA	● UTY-XWZXZG or ○ UTY-XCSX+ UTZ-GXEA	○ UTD-ECS5A	● UTY-XWZXZG or ○ UTY-XCSX+ UTZ-GXNA	● UTY-XWZXZG or UTY-XCSX	● UTY-XWZXZ5+ UTY-XWZX or UTY-XWZX5	● UTY-XWZXZG or ○ UTY-XCSX+ UTZ-GXEA			
	Error status					● UTY-XWZXZG or ○ UTY-XCSX+ UTZ-GXDA		● UTY-XWZXZG or ○ UTY-XCSX+ UTZ-GXNA	● UTY-XWZXZG or ○ UTY-XCSX+ UTZ-GXEA		● UTY-XWZXZG or ○ UTY-XCSX+ UTZ-GXNA		● UTY-XWZXZ5+ UTY-XWZX or UTY-XWZX5	● UTY-XWZXZG or ○ UTY-XCSX+ UTZ-GXEA	● UTY-XWZXZ2	● UTY-XWZXZ3	
	Compressor status														● UTY-XWZXZ2	● UTY-XWZXZ3	
	Indoor unit fan operation status		● UTY-XWZXZG		● UTD-ECS5A	● UTY-XWZXZG or ○ UTY-XCSX+ UTZ-GXDA	● UTY-XWZXZG	● UTY-XWZXZG or ○ UTY-XCSX+ UTZ-GXNA	● UTY-XWZXZG or ○ UTY-XCSX+ UTZ-GXEA	● UTD-ECS5A	● UTY-XWZXZG or ○ UTY-XCSX+ UTZ-GXNA	● UTY-XWZXZG or UTY-XCSX	● UTY-XWZXZ5+ UTY-XWZX or UTY-XWZX5	● UTY-XWZXZG or ○ UTY-XCSX+ UTZ-GXEA			
	Setpoint attainment status																
	Auxiliary heater output		● UTY-XWZXZG			● UTY-XWZXZG or ○ UTY-XCSX+ UTZ-GXDA	● UTY-XWZXZG	● UTY-XWZXZG or ○ UTY-XCSX+ UTZ-GXNA	● UTY-XWZXZG or ○ UTY-XCSX+ UTZ-GXEA	● UTD-ECS5A	● UTY-XWZXZG or ○ UTY-XCSX+ UTZ-GXNA	● UTY-XWZXZG or UTY-XCSX		● UTY-XWZXZG or ○ UTY-XCSX+ UTZ-GXEA			

●: Dry Contact ○: Apply Voltage

Communication system

External connect kit

For indoor unit

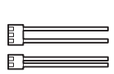

UTY-XWZX

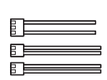

UTY-XWZXZ5

UTY-XWZXZG

For outdoor unit

UTY-XWZXZ2

UTY-XWZXZ3

External control set

For indoor unit

UTD-ECS5A

Function List for VRF

External input and output function/External connect kit

Type		Refrigerant	Indoor unit: Cassette						Indoor unit: Duct							Indoor unit: Floor		Indoor unit: Ceiling
			One-way flow	Compact type	Compact type: High Efficiency	Circular Flow Range: Slim type	Circular Flow Range: Slim type / High Efficiency	Circular Flow Range: Large type	Low static pressure: Mini Duct	Low static pressure: Slim Duct	Low static pressure: Slim Duct: High Efficiency	Medium static pressure: Standard	Medium static pressure: High Efficiency	High static pressure: Standard	EEV Internal	EEV External	
		R32	AUXV 004/005/007/009/012/014/018/024 HLBH	AUXB 004/005/007/009/012/014/018 HLAH,HLBH	AUXN 009/012/014 HLAH	AUXM 009/012/014/018/024/030 HLBH	AUXN 018HLBH	AUXK 018/024/030/034/036/045/054HLBH	ARXK 004/005/007/009/012/014/018/024 HLBH	ARXD 004/005/007/009/012/014/018/024 HLBH	ARXP 009/012/014 HLAH		ARXL 007/009/012/014/018/024/030/036/045 HTBH	ARXP 018/030HTBH	ARXC 036/045/060/072/090/096 HTBH	AGYA 007/009/012/014 HCBH	AGYE 007/009/012/014 HCBH	ABYA 012/014/018/024/030/036/045/054 HTBH
Input	Operation/Stop		● UTY-XWZXZM ○ UTZ-JXXA*1										● UTY-XWZXZM ○ UTZ-JXXA*1					
	All On/All Off																	
	Group stop																	
	Forced stop		● UTY-XWZXZM ○ UTZ-JXXA*1										● UTY-XWZXZM ○ UTZ-JXXA*1					
	Emergency stop		● UTY-XWZXZM ○ UTZ-JXXA*1										● UTY-XWZXZM ○ UTZ-JXXA*1					
	Forced thermostat off		● UTY-XWZXZM ○ UTZ-JXXA*1										● UTY-XWZXZM ○ UTZ-JXXA*1					
	Low noise mode operation																	
	Cooling/Heating priority																	
	Outdoor unit operation peak control																	
	Power usage information from electricity meter																	
Output	Operation status		● UTY-XWZXZN										● UTY-XWZXZN					
	Error status		● UTY-XWZXZN										● UTY-XWZXZN					
	Indoor unit fan operation status		● UTY-XWZXZN										● UTY-XWZXZN					
	Auxiliary heater output								● UTY-XWZXZN									
	Base pan heater																	
safety measure	Ventilation Fan (for R32 models)			● UTZ-JXXA or ● UTY-XWZXZN					● UTZ-JXXA or ● UTY-XWZXZN				● UTZ-JXXA or ● UTY-XWZXZN					
	Alarm out*2 (for R32 models)			● UTZ-JXXA or ● UTY-XWZXZN					● UTZ-JXXA or ● UTY-XWZXZN				● UTZ-JXXA or ● UTY-XWZXZN					

*1: To use the Apply Voltage feature, you will need the Expansion Kit and a locally procured cable.
*2: When outputting an alarm using locally procured items.

●: Dry Contact ○: Apply Voltage

For VRF

Expansion kit

UTZ-JXXA

Connection Cable

UTY-XWZXZL

Function List for VRF

External input and output function/External connect kit

Type		Refrigerant	Indoor unit					Outdoor unit				controller	Other
			Wall-mounted										
			EEV Internal	EEV External	EEV Internal	EEV External	–	J-VS	J-V	J-VL	VU-V	Central remote controller	RB unit
		R32	ASYA 004/005/007/009/ 012/014/018 HTBH	ASYE 004/005/007/009/ 012/014/018 HTBH	ASYA 004/005/007/ 009/012/014 HCAH	ASYE 004/005/007/ 009/012/014 HCAH	ASYB 018/024/030/034 HTBH	AJY 040/045/054 KCTAH, AJY 040/045/054 KFTAH	AJY 040/045/054 KBLAH, AJY 040/045/054 KELAH	AJY 072/090/108/ 126/144/162 KELAH	AJY 072/090/108/ 126/144/162/ 180/198 HALAH	UTY-DCGYZ4	UTP-RX01GH UTP-RX01HH UTP-RX01JH UTP-RX04HH
Input	Operation/Stop		● UTY-XWZXZM ○ UTZ-JXXA*1										
	All On/All Off											●UTY-XWZXZ7 ○UTY-XWZXZ8	
	Group stop							● UTY-XWZXZ6					
	Forced stop		● UTY-XWZXZM ○ UTZ-JXXA*1										
	Emergency stop		● UTY-XWZXZM ○ UTZ-JXXA*1					● UTY-XWZXZ6				●UTY-XWZXZ7 ○UTY-XWZXZ8	
	Forced thermostat off		● UTY-XWZXZM ○ UTZ-JXXA*1										
	Low noise mode operation							● UTY-XWZXZ6					
	Cooling/Heating priority							● UTY-XWZXZ6					●UTY-XWZXZ6 ○UTY-XWZXZB
	Outdoor unit operation peak control							● UTY-XWZXZ6					
	Power usage information from electricity meter							● UTY-XWZXZF					
Output	Operation status		● UTY-XWZXZN					○ UTY-XWZXZ6				○UTY-XWZXZA	
	Error status		● UTY-XWZXZN					○ UTY-XWZXZ6				○UTY-XWZXZA	
	Indoor unit fan operation status		● UTY-XWZXZN										
	Auxiliary heater output												
	Base pan heater							● UTY-XWZXZ9					
safety measure	Ventilation Fan (for R32 models)		● UTZ-JXXA or ● UTY-XWZXZN										
	Alarm out*2 (for R32 models)		● UTZ-JXXA or ● UTY-XWZXZN										

*1: To use the Apply Voltage feature, you will need the Expansion Kit and a locally procured cable.
*2: When outputting an alarm using locally procured items.

●: Dry Contact ○: Apply Voltage

Communication system

External connect kit

For indoor unit

UTY-XWZXZ7
UTY-XWZXZD
UTY-XWZXZN
UTY-XWZXZB
UTY-XWZXZE
UTY-XWZXZC
UTY-XWZXZM

For outdoor unit

UTY-XWZXZ6
UTY-XWZXZF
UTY-XWZXZ9

For RB unit

UTY-XWZXZ6
UTY-XWZXZB

Central remote controller

UTY-XWZXZ7
UTY-XWZXZ8
UTY-XWZXZA

For Touch panel controller

UTY-XWZXZA

Function List for VRF

External input and output function/External connect kit

Type		Refrigerant	Indoor unit					Indoor unit							
			Cassette					Duct					Floor	Floor/Ceiling	
			One-way flow	3D flow	Compact type	Circular Flow Range		Low static pressure			Medium static pressure	High static pressure	EEV Internal		
						Slim type	Large type	Mini Duct	Slim Duct	Slim Duct High Efficiency	Standard	Standard			
		R410A	AUXV 004/007/009/ 012/014/018/ 024GLEH	AUXS 018/024 GLEH	AUXB 004/007/009/ 012/014/018/ 024GLEH	AUXM 018/024/030 GLEH	AUXK 018/024/030/ 034/036/045/ 054GLEH	ARXK 004/007/009/ 012/014/018/ 024GLGH	ARXD 007/009/012/ 014/018/024 GLEH, ARXD04GALH	ARXP 018/030 GLFH	ARXA 024/030/ 036/045 GLEH	ARXC 036/045/060 072/090/096 GTEH	AGYA 004/007/ 009/012/014 GCGH	ABYA 012/014/018/ 024GTEH	ABYA 030/036/045/ 054GTEH
Input	Operation/Stop		● UTY-XWZXZD ○ UTY- XWZXZB								● UTY-XWZXZD ○ UTY- XWZXZB				
	All On/All Off														
	Group stop														
	Forced stop		● UTY-XWZXZD ○ UTY- XWZXZB								● UTY-XWZXZD ○ UTY- XWZXZB				
	Emergency stop		● UTY-XWZXZD ○ UTY- XWZXZB								● UTY-XWZXZD ○ UTY- XWZXZB				
	Forced thermostat off		● UTY-XWZXZE ○ UTY-XWZXZ7								● UTY-XWZXZE ○UTY-XWZXZ7				
	Low noise mode operation														
	Cooling/Heating priority														
	Outdoor unit operation peak control														
	Power usage information from electricity meter														
Output	Operation status		● UTY-XWZXZC								● UTY-XWZXZC				
	Error status		● UTY-XWZXZC								● UTY-XWZXZC				
	Indoor unit fan operation status		● UTY-XWZXZC								● UTY-XWZXZC				
	Auxiliary heater output							● UTY-XWZXZC							
	Base pan heater														

*1: To use the Apply Voltage feature, you will need the Expansion Kit and a locally procured cable.
*2: When outputting an alarm using locally procured items.

●: Dry Contact ○: Apply Voltage

For VRF

Expansion kit

UTZ-JXXA

Connection Cable

UTY-XWZXZL

Function List for VRF

External input and output function/External connect kit

Type		Refrigerant	Indoor unit				Outdoor unit					Other
			Wall-mounted									
			EEV Internal	EEV External	–		J-IVL	J-IV	J-IVS	V-IV	VR-IV	RB unit
		R410A	ASYA 004/007/009/012/014 GCGH	ASYE 004/007/009/012/014 GCEH	ASYA18/24GBCH	ASYA030/034GTEH	AJY 072/090/108/ 126/144/162 LELDH	AJY 040/045/054 LBLDH, AJY 040/045/054 LELDH	AJY 040/045/054 LCLDH	AJY 072/090/108/ 126/144/162 LALDH	AJY 072/090/108/ 126/144 GALDH	UTP-RX01AH UTP-RX01BH UTP-RX01CH UTP-RX04BH UTP-RX08AH UTP-RX12AH
Input	Operation/Stop		● UTY-XWZXZD ○ UTY- XWZXZB									
	All On/All Off											
	Group stop						● UTY-XWZXZ6					
	Forced stop		● UTY-XWZXZD ○ UTY- XWZXZB									
	Emergency stop		● UTY-XWZXZD ○ UTY- XWZXZB				● UTY-XWZXZ6					
	Forced thermostat off		● UTY-XWZXZD ○ UTY- XWZXZB									
	Low noise mode operation						● UTY-XWZXZ6					
	Cooling/Heating priority						● UTY-XWZXZ6					●UTY-XWZXZ6 ○UTY-XWZXZB
	Outdoor unit operation peak control						● UTY-XWZXZ6					
	Power usage information from electricity meter						● UTY-XWZXZF					
Output	Operation status		● UTY-XWZXZC				○ UTY-XWZXZ6					
	Error status		● UTY-XWZXZC				○ UTY-XWZXZ6					
	Indoor unit fan operation status		● UTY-XWZXZC									
	Auxiliary heater output											
	Base pan heater						● UTY-XWZXZ9			● UTY-XWZXZ9		

●: Dry Contact ○: Apply Voltage

Communication system

External connect kit

For indoor unit

UTY-XWZXZ7

UTY-XWZXZD

UTY-XWZXZN 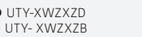

UTY-XWZXZB

UTY-XWZXZE

UTY-XWZXZC

UTY-XWZXZM

For outdoor unit

UTY-XWZXZ6

UTY-XWZXZF

UTY-XWZXZ9

For RB unit

UTY-XWZXZ6

UTY-XWZXZB

Central remote controller

UTY-XWZXZ7

UTY-XWZXZ8

UTY-XWZXZA 

For Touch panel controller

UTY-XWZXZA

Separation Tube and Other Piping Products

For SPLIT/MULTI-SPLIT/SIMULTANEOUS MULTI-SPLIT

Separation tube

UTP-SX236A / UTP-SX254A
For 3-phase simultaneous multi-split

UTP-SX272A
For Simultaneous multi-split Twin / Triple / Double Twin

UTP-SX354A
For 3-phase simultaneous multi-split

UTP-SX372A
For Simultaneous multi-split Twin / Triple / Double Twin

UTP-SX290A NEW
For Simultaneous multi-split Twin / Double Twin

UTP-SX390A / UTP-SX372B NEW
For Simultaneous multi-split Triple

L-type piping kit

UTP-FX06A
For AOEH72/90KRTA

for VRF

Separation tube

UTP-AX054A



UTP-AX090A



UTP-AX180A



UTP-AX567A



UTP-BX090A



UTP-BX180A



UTP-BX567A



UTP-LX180A
For DX kit

Header

UTR-H0906L / UTR-H1806L

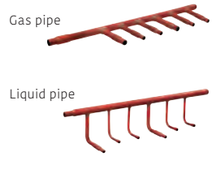

UTR-H0908L / UTR-H1808L

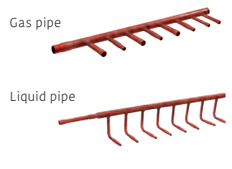

UTP-J0906A / UTP-J1806A

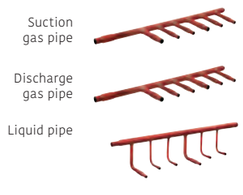

UTP-J0908A / UTP-J1808A

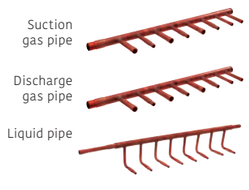

for VRF

Outdoor unit branch kit

UTP-CX567A



UTP-DX567A



Separation tube for RB unit

UTP-EX060A

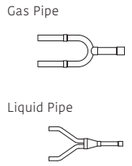

UTP-EX096A

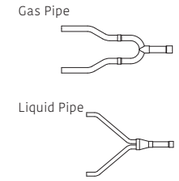

EV kit

Model name ≦ 09: UTR-EV09XB
Model name ≧ 12: UTR-EV14XB
for R410A
VRF Wall-mounted type

Model name ≦ 09: UTR-EV09XC
Model name ≧ 12: UTR-EV14XC
for R32&R410A
VRF Wall-mounted type, Floor type

Shut off valve kit

UTP-GX027A / UTP-GX060A / UTP-GX090A
for R32 VRF products

RB unit

UTP-RX01AH / UTP-RX01BH / UTP-RX01CH
Single type
for VRF VR-IV

UTP-RX04BH
Multi-split type
for VRF VR-IV

UTP-RX08AH
Multi-split type
for VRF VR-IV

UTP-RX12AH
Multi-split type
for VRF VR-IV

UTP-RX01GH / UTP-RX01HH / UTP-RX01JH NEW
Single type
for VRF VU-V

UTP-RX04HH NEW
Multi-split type
for VRF VU-V

Separation Tube and Other Piping Products

Specifications

Separation tube

Model name	UTP-AX054A	UTP-AX090A	UTP-AX180A	UTP-AX567A
Total cooling capacity of indoor unit (kW)	19.6 or less	28.0 or less	28.1 to 56.0	56.1 or more

Model name	UTP-BX090A	UTP-BX180A	UTP-BX567A
Total cooling capacity of indoor unit (kW)	28.0 or less	28.1 to 56.0	56.1 or more

Header

Model name	3-6 Branches	UTR-H0906L	UTR-H1806L
	3-8 Branches	UTR-H0908L	UTR-H1808L
Total cooling capacity of indoor unit (kW)		28.0 or less	28.1 to 56.0

Model name	3-6 Branches	UTP-J0906A	UTP-J1806A
	3-8 Branches	UTP-J0908A	UTP-J1808A
Total cooling capacity of indoor unit (kW)		28.0 or less	28.1 to 56.0

Outdoor unit branch kit

Model name		UTP-CX567A (for V-IV / VU-V*)	UTP-DX567A (for V-IV / VU-V)
Number of outdoor units	2 outdoor units	1	
	3 outdoor units	2	

*Only when using the heat pump.

EV kit

Model name	UTR-EV09XB	UTR-EV14XB
Application model	ASYE004/007/009GCEH	ASYE012/014GCEH

Model name	UTR-EV09XC		UTR-EV14XC	
Application model	ASHE004/005/007/009HCAH ASHE004/005/007/009HTBH ASHE004/007/009GCEH	AGHE007/009HCBH AGHE004/007/009GCEH	ASHE012/014HCAH ASHE012/014/018HTBH ASHE012/014GCEH	AGHE012/014GCEH AGHE012/014HCBH

RB unit

Single type

Model name		UTP-RX01AH	UTP-RX01BH	UTP-RX01CH	UTP-RX01GH	UTP-RX01HH	UTP-RX01JH
Power source	V/Ø/Hz	230 ~/1/50			220-240 ~/1/50		
Input power	W	17	24	31	19	19	19
Number of branches		1	1	1	1	1	1
Maximum capacity of connectable indoor units (Q)	kW	Q ≦ 8.0	Q ≦ 18.0	Q ≦ 28.0	Q ≦ 8.0	Q ≦ 18.0	Q ≦ 28.0
Maximum capacity of connectable indoor units per branch (Q)	kW	Q ≦ 8.0	Q ≦ 18.0	Q ≦ 28.0	Q ≦ 8.0	Q ≦ 18.0	Q ≦ 28.0
Maximum Connectable Indoor Units per Branch		3	8	8	7	8	8
Dimensions (H × W × D)	mm	198 × 298 × 268			250 × 540 × 267		

Multi-split type

Model name		UTP-RX04BH	UTP-RX04HH	UTP-RX08AH	UTP-RX12AH
Power source	V/Ø/Hz	230 ~/1/50	220-240 ~/1/50	230 ~/1/50	230 ~/1/50
Input power	W	96	20	136	204
Number of branches		4	4	8	12
Maximum capacity of connectable indoor units (Q)	kW	Q ≦ 56.1*1	Q ≦ 56.0	Q ≦ 72.0	Q ≦ 95.0
Maximum capacity of connectable indoor units per branch (Q)	kW	Q ≦ 18.0	Q ≦ 18.0	Q ≦ 8.0	Q ≦ 8.0
Maximum Connectable Indoor Units per Branch		8	8	7	7
Dimensions (H × W × D)	mm	260 × 658 × 428	291 × 600 × 428	298 × 660 × 618	298 × 990 × 618

*1: When two RB units are connected in series (8 branches in total), the maximum capacity of the connectable indoor units is up to 56.0 kW.

Shut off valve kit

Model name		UTP-GX027A	UTP-GX060A	UTP-GX090A
Power source	V/Ø/Hz	220-240 ~/1/50	220-240 ~/1/50	220-240 ~/1/50
Input power	W	24	24	24
Number of branches		1	1	1
Maximum number of connectable Expansion kit	kW	4	4	4
Maximum capacity of connectable indoor units (Q)	kW	Q ≦ 8.0	Q ≦ 18.0	Q ≦ 28.0
Maximum capacity of Connectable Indoor Units per Branch (Q)	kW	Q ≦ 8.0	Q ≦ 18.0	Q ≦ 28.0
Dimensions (H × W × D)	mm	250 × 540 × 267	250 × 540 × 267	250 × 540 × 267

SUPPORT

Sp-002 VRF Support
Sp-004 HVAC System Design Support Tool
Sp-006 Quick Service & Maintenance
Sp-008 AIRSTAGE Service Monitor Tool
Sp-010 Service Tool
Sp-011 Web Monitoring Tool

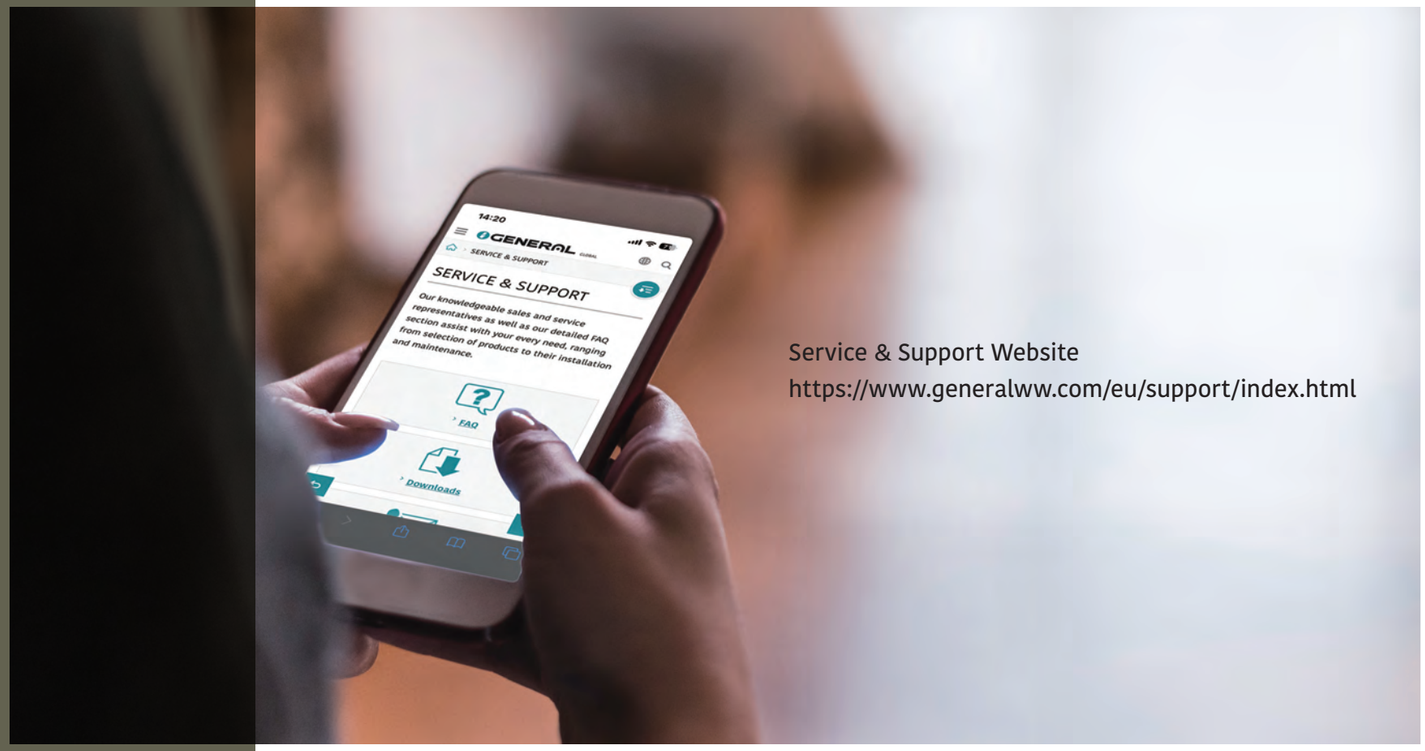

Service & Support Website
https://www.generalww.com/eu/support/index.html

Our knowledgeable sales and service representatives assist you, from product selection to installation and maintenance.

Category	Information material												Tool		
	Product sales training material	Product technical training material	Product news	Brochures	Promotional movies	Operation manuals	Design & Technical manuals	Certification data	2D CAD data	3D CAD (Revit) data	Installation manuals	Service manual	Design simulator (Room air conditioner, Packaged air conditioner, and VRF)	CFD simulation	Service tool and Web monitoring tool
Product training	●	●													
Product information seeking			●	●	●	●	●								
Technical information seeking							●	●							
Model selection							●						●		
Design							●		●	●			●		
Verification														●	
Installation							●				●				
After-sales service												●			●

VRF Support

General provides engineers and consultants with a wide range of product and technical information. In addition, we conduct research on new products and support design activities.
We provide a wide range of support services from design to installation to maintain high quality.

Technical Information

We provide equipment selection software that facilitates the design of air conditioning systems by providing performance data for the units and estimation for model selection.

Features

- Design & Technical manual
- Model selection & estimati
- Certification data
- 2D/3D CAD data

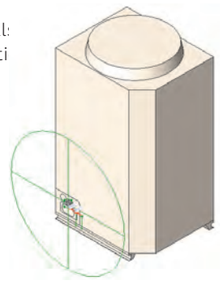

2D/3D CAD data

Technical Support

Technical support is offered at every stage, from design through to installation, to assist in optimizing air conditioning solutions.

Features

- CFD simulation
- Guidelines
- Commissioning support

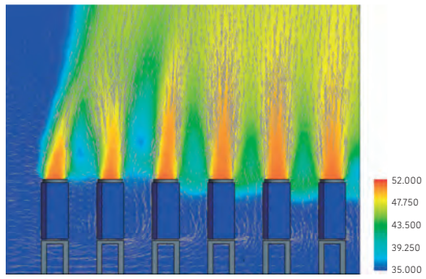

CFD simulation

Commissioning support

Product Information

Information on new models is provided in the form of documents and movies in a timely manner for release, readily downloadable from the private section of our website. Contact your General representative for access information.

Features

- Product news
- Brochures & manuals
- Promotional movies

https://www.generalww.com/eu/support/index.html

General regularly provides professional product, technical and service training at its training facilities worldwide. These research facilities also support the development of human resources with advanced technical skills.

Features

- Designing VRF systems
- On-site training for control systems

1 Head office training center in Japan
2 Training center in China
3 Asia training center in Singapore
4 Europe training center in the United Kingdom
5 Europe training center in Germany
6 America training center in the United States
7 Middle East training center in the UAE
8 Oceania training center in Australia

HVAC System Design Support Tool

Put the charts and pens away and design your projects on a computer using the Design simulator. Everything from selecting indoor and outdoor units, allocating controls and optional parts through to designing the piping and wiring systems is made easier using the program's built-in features.
Once the project design is complete, the Export function makes it easy to generate material lists, product specifications, and refrigerant calculations, and more. You can also export in Word, Excel, and Acrobat formats, as well as group CAD data related to your project.

Design Simulator

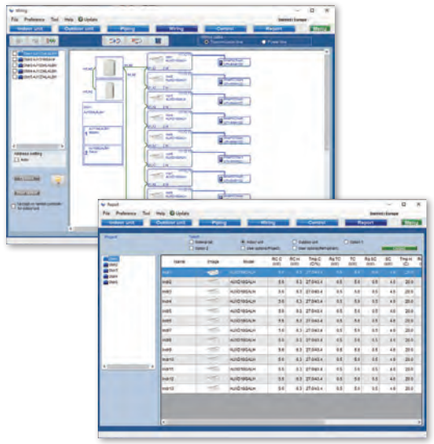

Automatically Create Model Selection Information

- The required performance, type, and temperature conditions for each indoor unit are entered and then dragged and dropped onto the outdoor unit to automatically set each unit.
- Creates piping and wiring diagrams automatically to facilitate branching, grouping, and option settings.
- The additional refrigerant charging is automatically calculated when the pipe length is entered.
- Easy configuration of remote controller groups, central controller, and converters.
- The equipment list including the equipment information is created automatically.

Outputs in the Format that Matches the Application

You can export your project information in a number of industry standard file formats.

- Word format (rtf) (doc)
- Excel format (csv)
- Acrobat format (pdf)
- 2D CAD data (DXF)

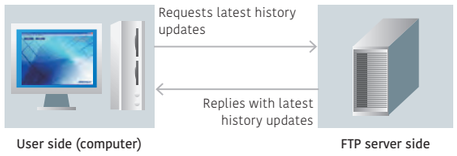

Update Your Design Simulator

The database can be updated easily online with the AutoUpdate function using FTP.

BIM Building Information Modeling

bimobject®
www.bimobject.com/en

BIM Files of General's Products are Available on BIMobject®

General is releasing BIM files of our products on the BIMobject® website BIMobject.com.

Outline of BIMobject®
BIMobject® is a game changer for the construction industry, offering development, maintenance, and syndication of objects on the world's largest BIM platform.

About BIM Files

- BIM files can be viewed in Autodesk Revit® 2018 version or later.
- In each BIM file, the location of the connectors for the refrigerant and drain pipe is different.
- Each BIM file includes several family types.
- A catalog and specification sheet is available in Revit file format for each product.

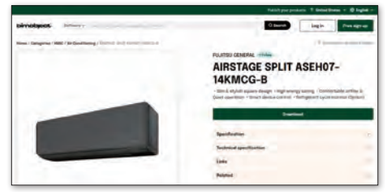

RFA (Revit data)
A data format available for BIM-designed projects

Data content
- Shape (Size)
- Drain direction
- Pipe direction
- Power supply location
- It contains information about the above specifications.

Type catalog with product specifications

DWG
a standard data format used for Autodesk products

DXF
Intermediate data commonly available in CAD products

Data content
- Shape (Size)



* To learn more about how to use BIM files, refer to the instructional video on each product page. youtu.be/wfL-hwFQ7dM

Quick Service & Maintenance

In the unlikely event that a problem should occur with the unit or system, a wide variety of support tools are available to assist with prompt service and maintenance anytime, anywhere, including error code displays on the product, service tools to check the detailed status of the entire system, and remote monitoring tools using the internet.

Easy Maintenance & Monitoring

Designed for Easy Maintenance

The operating status of the air conditioner and detailed trouble conditions are displayed on the 7-segment indicator lamp on the outdoor unit printed circuit board (PCB) and on the screen of the remote controller.
Check the status of the unit quickly for a prompt response.

- Display the operation mode at the time.
- Discharge temperature and pressure
- Compressor operation status
- "Address/Type/Number" of the outdoor unit
- Error code

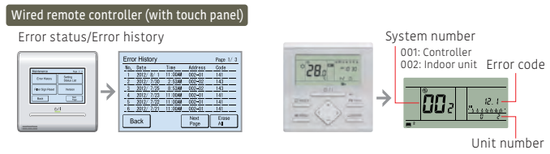

Error Diagnosis by Service Tool

Connect Service tool to check the status details of units, from single split to VRF, on a computer screen. Check the errors quickly for prompt countermeasures.

- Operating status/control
- Monitoring operating conditions
- Monitoring sensor data
- Indicating trend graphs
- Error history
- Indicating refrigerant circuit diagrams (for VRF)

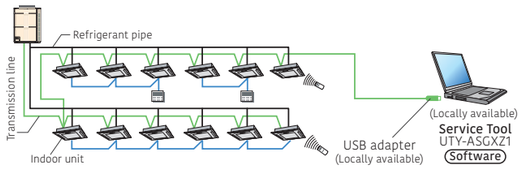

Remote Monitoring

VRF system operating status and trouble status details can be monitored remotely at any time via the internet.
Prompt coordination is available with service personnel.

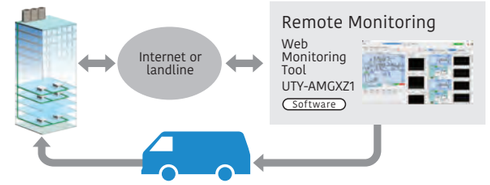

AIRSTAGE Service Monitor Tool for Single-split, Multi-split, Air to water

UTY-ASSXZ1

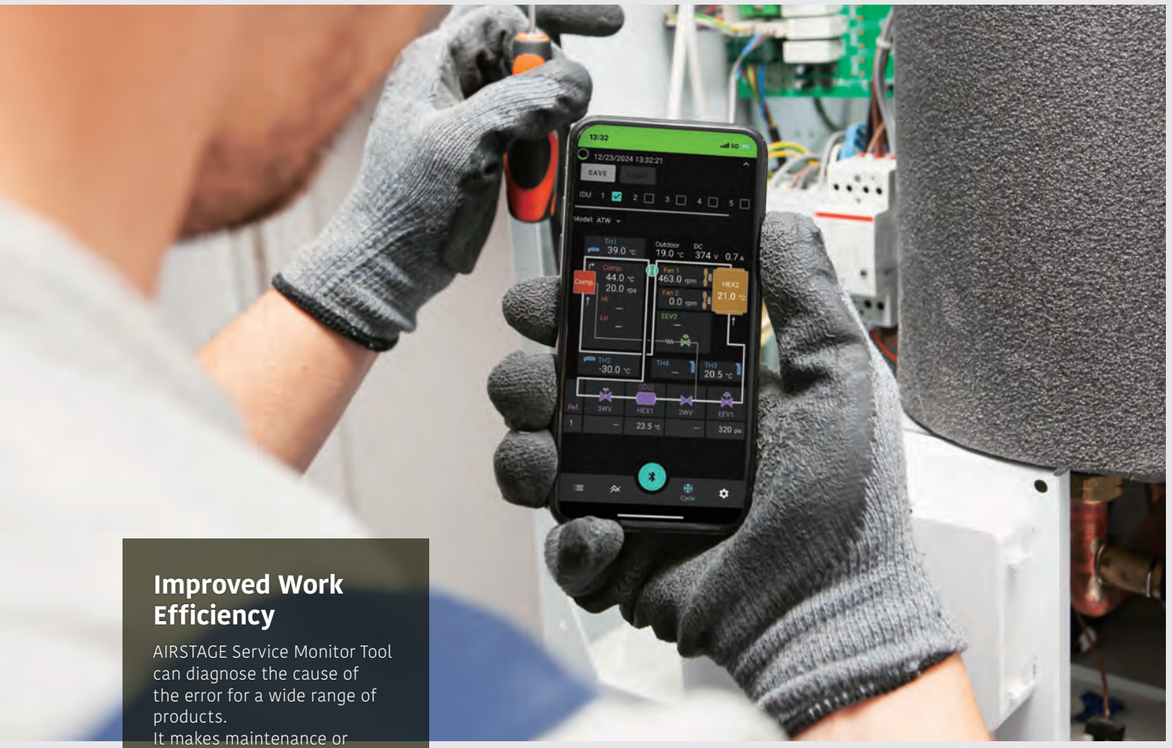

Improved Work Efficiency

AIRSTAGE Service Monitor Tool can diagnose the cause of the error for a wide range of products.
It makes maintenance or service support faster and can also reduce the number of visits and maintenance costs.

*The values in the pictures are examples.

Bluetooth Communication

AIRSTAGE Service Monitor Tool can diagnose by the smart device*1 and reduce the working time compared with diagnosis by PC.
No need to connect a PC makes diagnosis easier even in narrow spaces.



You need to install the “AIRSTAGE Service Monitor Tool” app on your smart device.

Compact and Lightweight Design

This model is easy to carry by compact and lightweight design. The service personnel can visit the maintenance site with small luggage.



Simple Design Application

The stylish design makes the application easy to use for everyone.

AIRSTAGE Service Monitor Tool

Now available !

Download on the App Store　GET IT ON Google Play

Refrigerant Cycle Diagram Display

The operating status can be displayed with a simple, clear diagram*2 on the smart device.
It reduces the time for diagnosis and makes diagnosis easier.
It can complement abundant experience and advanced knowledge of refrigerant cycle. This shortens the training time for service personnel.

*2 list and graph displays are also available

*The values in the pictures are examples.

Specifications

	UTY-ASSXZ1
Dimensions (H x W x D) (mm)	20 x 35 x 60 (adapter)
Communication cable (cm)	60
Weight (g)	25 (adapter)
Communication method	Bluetooth 5.3
Max. communication distance (m)	10*3
Compatible device	Android8.0, iOS17 or later

*3 Depends on the environment

Function List

			UTY-ASSXZ1
Product specification	Installation		Outdoor unit PCB
	Communication		Bluetooth
Support product type	Split		●
	Multi-split		●
	ATW		●
	VRF		–
Function	Product distinction		●
	Signal-type distinction		●
	Operating status display	List	●
		Graph	●
		Refrigerant cycle diagram	●
		New Operating history records	●
	Adapter firmware update		●
	Adapter status monitoring		●
	Input and output of history data		●

Service Tool

UTY-ASGXZ1

Extensive Monitoring and Analysis Functions that Make Installation and Maintenance Easier

- The operation status of the system can be monitored and analyzed to detect any malfunctions.
- Data on the operation status of the system can be stored on a computer to allow for remote access.
- Up to 400 indoor units in a single VRF network system can be controlled and monitored for a large building or hotel.
- This software can be connected to any point of transmission line with a USB adapter (locally available).

* Saved data can be displayed offline. Note that the data saved by the following software applications cannot be displayed.
  - UTR-YSTB/UTR-YSTC (Service tool)
  - UTR-YMSA (Web monitoring tool)

Automatic Operation Check for Refrigeration Cycles

Once installed, the Service tool automatically checks for refrigeration cycles. The self-diagnosis function determines whether each sensor value is normal, which reduces the need for manual checks. The result of a diagnosis can be provided in a report.

Use the result of a self-diagnosis only as a guide and use your own judgment to make a final decision.

These sensor values are checked automatically:

- ☑ the discharge temperature is normal, “OK”
- ☑ the super heat volume is normal, “OK”
- ☑ the high pressure pipe value is normal, "OK"
- ☑ the low pressure pipe value is normal, “OK”

And the values for other items will also be diagnosed.

Remote Technical Support and Maintenance

On-site check screen can be shared between on-site staff and a service technician in a remote location. When a service technician visits the site for troubleshooting, the system's operation status can be shared in real time with a remote service center for assistance. On-site staff can have an online chat with a remote service center to get further assistance.

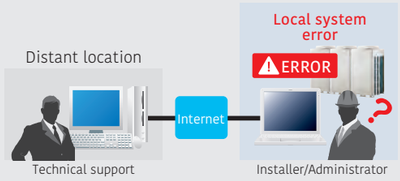

Trend Charts

Previous-generation application could display only 3 sets of data from sensors. However, the current generation of the service tool displays multiple charts simultaneously so that refrigeration cycles can be monitored and checked in greater detail.

Computer requirements

	UTY-ASGXZ1
Operating system	• Microsoft Windows 10 Pro (64-bit) • Microsoft Windows 11 Pro (64-bit)
CPU	Intel® Core™ processor 1 GHz or higher
Memory	4 GB or more
HDD	40 GB or more of free space
Screen resolution	1,366 × 768 or higher resolution
Interface	• 2 USB ports – 1 USB port is required for WHITE-USB-KEY connection – 1 USB port is required for Echelon U10 USB/U60-FT DIN Network Interface
Software	Adobe Reader 9.0 or later
Internet transmission rate (in remote access)	Internet environment capable for communication speed of 3 Mbps or more (for uploading) all the time (including when accessing to oversea website)

• Transmission adapter (Required for each VRF network):
– Echelon U10 USB Network Interface – TP/FT-10 Channel (Model number: 75010R)
– Echelon U60-FT DIN Network Interface (Model number: 75060R-40)

Packing list

Name	Quantity	Application
White-USB-key (Software protection key)	1	Software protection key to be connected to a USB port on a Service tool-installed computer. This software runs only on a computer with WibuKey.

•Computer requirements
•Echelon® U10 USB Network Interface – TP/FT-10 Channel (Model namer: 75010R) (Required for each VRF Network)

Web Monitoring Tool

UTY-AMGXZ1

Features

- Troubleshooting is performed by monitoring each air conditioning unit remotely during a periodical system check.
- An error notification is automatically transmitted to several locations via the internet*1.
- Requires either a dedicated internet connection or landline to operate.
- The occurrence of an error can be confirmed through an error alert and equipment status information obtained from a remote location.
- Monitoring data can be downloaded in a remote location. These data can be accessed and displayed even when the service tool is in offline mode.
- Can be viewed on the monitoring computer's Web browser without installing any special software.

*1: Internet e-mail access required.

Web Monitoring System

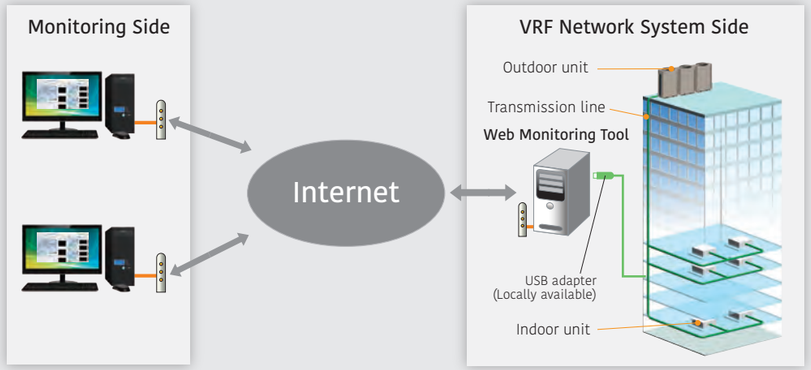

Supporting Up to 4 VRF Network Systems

Up to 4 USB adapters can be connected to a computer, enabling the monitoring of up to 1,600 indoor units. Suitable for use in a large building or hotel.

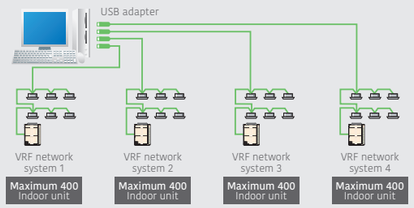

Computer requirements

	UTY-AMGXZ1
Operating system	• Microsoft Windows 10 Pro (64-bit) • Microsoft Windows 11 Pro (64-bit)
CPU	Intel® Core™ processor 1 GHz or higher
Memory	4 GB or more
HDD	40 GB or more of free space
Screen resolution	1,366 × 768 or higher resolution
Interface	• USB port (for Echelon U10 USB/U60-FT DIN Network Interface, Max. 4, software protection key) • Either of the following interface is required for remote connection: – Internet using LAN: Ethernet port is required.
Software	Adobe Reader 9.0 or later
Internet transmission rate (in remote access)	Internet environment capable for communication speed of 3 Mbps or more (for uploading) all the time (including when accessing to oversea website)

• Transmission adapter (Required for each VRF network):
– Echelon U10 USB Network Interface – TP/FT-10 Channel (Model number: 75010R)
– Echelon U60-FT DIN Network Interface (Model number: 75060R-40)

Packing list

Name	Quantity	Application
White-USB-key (Software protection key)	1	Software protection key to be connected to a USB port on a Service tool-installed computer. This software runs only on a computer with WibuKey.

•Computer requirements
•Echelon® U10 USB Network Interface – TP/FT-10 Channel (Model namer: 75010R) (Required for each VRF Network)