GENERAL

AIR CONDITIONERS LINEUP

PRODUCT CATALOGUE

SPLIT
MULTI SPLIT
WINDOW







FUJITSU GENERAL LIMITED

CREATION OF COMFORT



Fujitsu General creates high-quality and
environmentally-friendly products that provide good comfort in accordance
with our basic policy to a “create comfortable environment”
by utilizing the air conditioning technology and creativity
we have fostered over many years.

CONTENTS

004 **ABOUT US**

Our History
Global Network
High Quality Development & Production Facilities
Global Business Activities
Project Reference

016 **CORE TECHNOLOGY**

High Efficiency
Energy Saving Control
Comfort Performance
Easy-to-use Control
Smart Design

030 **SPLIT**

INVERTER SPLIT ALL TYPE LINEUP
CONSTANT SPEED SPLIT ALL TYPE LINEUP
FEATURE EXPLANATION
INVERTER: Models by Country
INVERTER: Common Models
CONSTANT SPEED: Models by Country
CONSTANT SPEED: Common Models

114 **MULTI SPLIT**

MULTI SPLIT ALL TYPE LINEUP
2&3-4 ROOMS MULTI
8 ROOMS MULTI
SPECIFICATIONS OF ALL INDOOR UNITS
MULTI COMBINATION TABLE
OPTIONAL PARTS FOR SPLIT & MULTI SPLIT

144 **WINDOW**

ABOUT US



Since we began our air conditioning business in 1971, our products have been popular around the world and we continue to improve them.

006 Our History
008 Global Network
010 High Quality Development & Production Facilities
012 Global Business Activities
014 Project Reference

ABOUT US

Our History

1960
Air conditioning business starts.
Japan-domestic business starts.

1971
Air conditioner exports to Middle East.

Overseas Air Conditioning Business since 1971



1977
"Super Power, Super Quiet" series

1982
Window type 3 Super series
AL/AX series

1985
Large wall mounted and multi air conditioner introduced.

1991
Air conditioner with the world's first lambda heat exchanger

*1

1995
Air conditioner with the world's first power diffuser

*2

2001
AIRSTAGE™ series is released.
VRF air conditioners for large-sized buildings.

AIRSTAGE™
Since 2001

2003
Air conditioner with the world's first automatic self-cleaning filter system

*3



nocria™

2004
Small VRF series is released.



AIRSTAGE J

2006
VRF Heat Pump type
Max. 42 HP



AIRSTAGE V

2011
Hi-spec Design model



LT Series
LU Series

2009
Air to Water system is released.

WATERSTAGE™

2011
Small VRF series



AIRSTAGE J-II

2014
The small VRF series is small & light weight outdoor unit.



AIRSTAGE J-IIS

2016
New Small VRF series



AIRSTAGE J-III

2009
VRF Heat Pump type
Max. 48 HP



AIRSTAGE V-II

2012
VRF Heat Recovery type
Max. 48 HP



AIRSTAGE VR-II

2014-2015
VRF Heat Pump type
Max. 54 HP



AIRSTAGE V-III

2015-2016
New Wall Mounted & Cassette / Duct models





2014
Air to Water system
Monobloc type: Compact series

WATERSTAGE™

2015-2016
New Air to Water system





WATERSTAGE™

2017
High efficiency and small capacity model
4HP to 6HP / Heat pump



AIRSTAGE J-IIIL

1936 Established as Yaou Shouten Ltd.

~1999

2000-2016

2017 TOPICS

Manufacturing Company Establishment

1955
Headquarters in Kawasaki

1964
Electronic components factory in Ichinoseki

1977
Air conditioner manufacturing company in Hamamatsu (now Hamamatsu business office.)

1991
Air conditioner manufacturing company in Thailand.

1994
Air conditioner manufacturing company in Shanghai, China.

1998
Air conditioner motor manufacturing company in Thailand.

2006
VRF air conditioner manufacturer, sale, and service company in China.

2007
Air conditioner technology building completed on Main Office group. Air conditioner R & D Center in Kawasaki

2009
Operation of compressor factory begins in Thailand.

2012
Joint venture in Thailand to manufacture compressors



2016
Commercial use air conditioner R & D Center in Thailand



New R&D Center in FGE Thailand

Sales Company Establishment

1976
North America sales company

1977
Europe sales company (UK)

1978
Australia sales company
Europe sales company (Germany)

1980
Brazil sales company

1997
Asia sales company (Singapore)

1998
Middle East sales company (UAE)
New Zealand sales company

2000
Air conditioner manufacturing and sale technical partnership in India

2002
Taiwan sales company

2006
China sales company

2013
Moscow representative office

2016
THE AIRSTAGE on Broadway in New York

THE AIRSTAGE ON BROADWAY
Fujitsu General Solution Center



Air conditioner solution center "THE AIRSTAGE" in Manhattan, New York

*1. Announced 1991. In room air conditioner for the home (our company's investigation) *2. Announced 1994. In room air conditioner for the home (our company's investigation)

*3. Announced 2002. In room air conditioner for the home (our company's investigation)

Global Network

Fujitsu General's air conditioning business has acquired a major share of the overseas market. We have many production and sales facilities overseas, and we continue to develop and sell products that are accepted around the world by their "easy-to-use and environmentally-friendly technology".

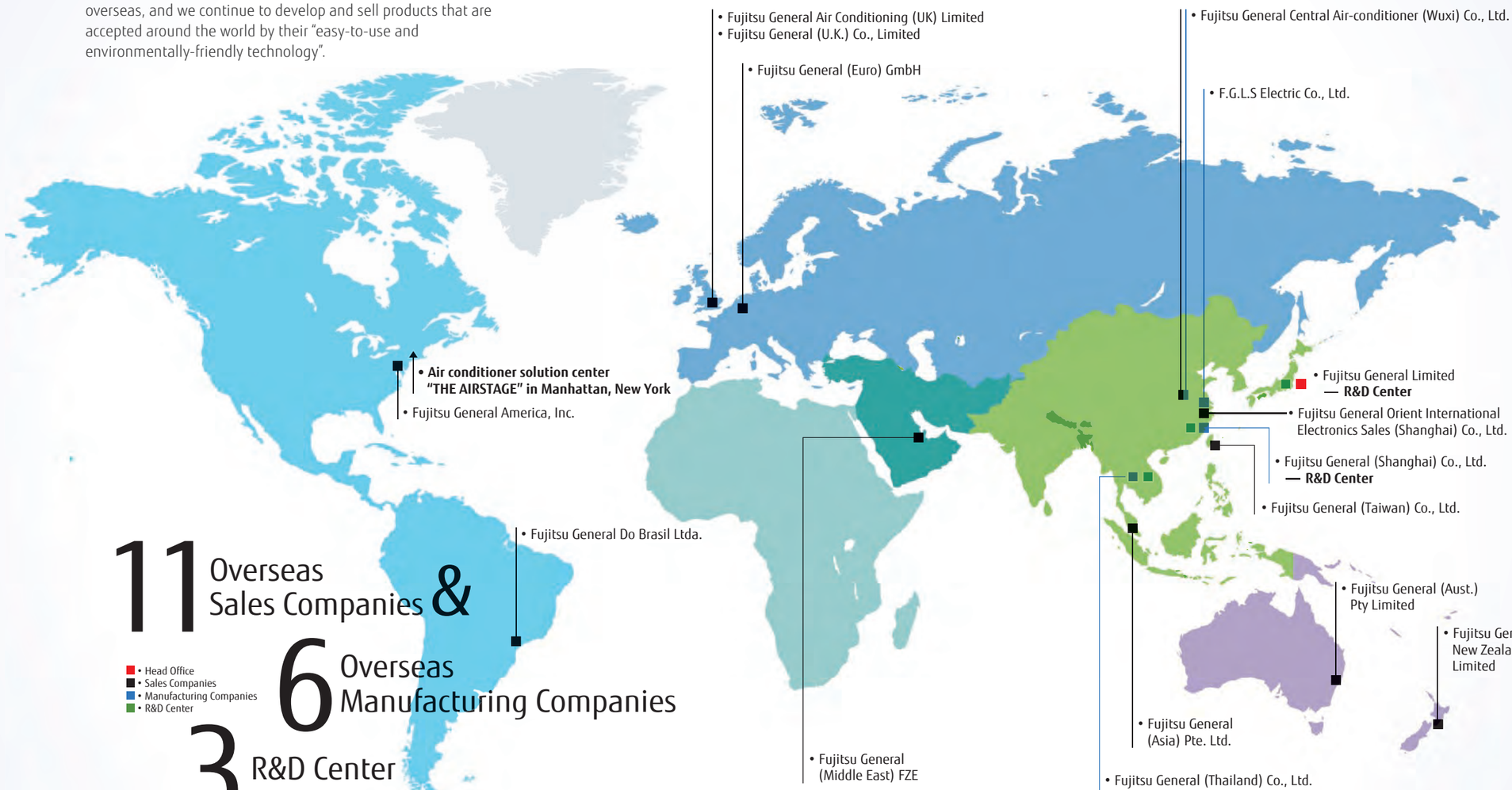

11 Overseas Sales Companies &

6 Overseas Manufacturing Companies

3 R&D Center

- Head Office
- Sales Companies
- Manufacturing Companies
- R&D Center

Development & Production Bases


Fujitsu General (Shanghai) Co., Ltd.


F.G.L.S. Electric Co., Ltd.


Fujitsu General Central Air-conditioner (Wuxi) Co., Ltd.


FGA (Thailand) Co., Ltd.


Fujitsu General (Thailand) Co., Ltd.
Fujitsu General Engineering (Thailand) Co., Ltd.



TCFG Compressor (Thailand) Co.,Ltd.


R&D Center in Fujitsu General(Shanghai)


R&D Center in Fujitsu General Engineering(Thailand)

JAPAN Head Office
R&D Center and 60 m Height Difference Testing Tower



ABOUT US

High Quality Development & Production Facilities

Advanced Research Facility and Equipment

Performance Testing


Air flow testing


Calorimeter testing


Sound testing

Reliability Testing


Severe environmental testing




Water shower testing

Transportation & Handling


Compressibility testing


Vibration testing



R&D Center

Testing Laboratory


Fujitsu General EMC Laboratory Limited





60 m Height Difference Testing Tower

Objective is to confirm oil circulation of compressor for reliability



Acquisition of ISO 9001 and ISO 14001

Each of overseas production bases (5 companies) has completed the acquisition of ISO 9001 and ISO 14001 individually.

In 2012, overseas sales bases (11 companies) acquired the certification of ISO 14001.

■ ISO 9001
■ ISO 14001
( ) Number of companies



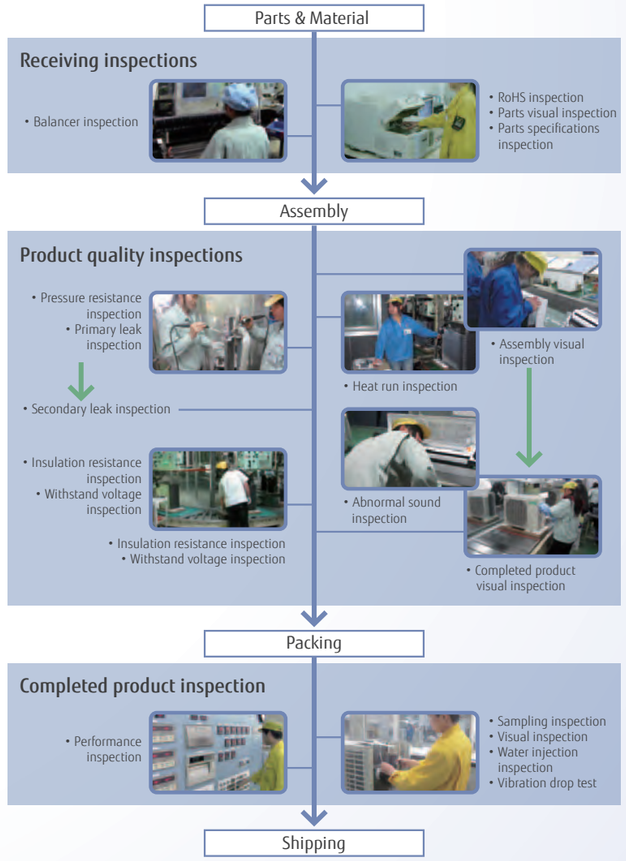

High Product Quality Assurance

All Fujitsu General factories have acquired ISO 9001, and have built a quality control system common around the world. High quality products are offered to all over the world based on stringent quality inspections.

Receiving inspection

Parts procurement requires a supplier's test report. European regulation RoHS inspection is also performed by special test department in-house. Total number inspection is performed especially on main parts to remove defectives.

Stringent product quality inspection

Stringent quality inspection is carried out at all production processes. High quality is maintained by stringent checks by inspectors and repetitive inspection.

Global Business Activities

We are engaging in advertising, human resource development, CS activities, and social contribution activities worldwide. These activities have been recognized throughout different regions by the awards we have been honored with.

Europe





HVAC trade show in Europe countries



Presentation & training



International authoritative design awards

The iF Product Design Award is given each year by "iF International Forum Design GmbH" for industrial products from around the world.

reddot design award winner 2012

The product design competition has existed since 1955. Its award, the "red dot", is an internationally recognised quality seal.

America



Billboard



Call center



Distributor meeting



HVAC trade show in Brazil



"Dealer Design Awards" of "the NEWS"



Gold Award (Category: HVAC & PLUMBING) in Reader's Choice Awards



TOP OF MIND 2016" First prize in "MARCA DE EQUIPAMENTODE AR-CONDICIONADO" category of "CLIMATIZACAO" division

Middle East



Technical seminar



Training for dealers



Distributor meeting

Asia



SE training



Call center



Presentation for sales companies



Distributor meeting



China State Construction Engineering Luban Prize

GOOD DESIGN

The Good Design Award is sponsored by the Japan Institute of Design Promotion and is awarded once a year for an item of excellent design.

Oceania



Training for installer



HVAC trade show in Australia



Charity (Christchurch)



Coolworld Industry Awards "Most Efficient Air Conditioner"

CANSTAR MOST SATISFIED CUSTOMERS AIR CONDITIONERS - 2016

Canstar Blue Most Satisfied Customers Award

ABOUT US

Project Reference

The VRF is popular because of its high quality, energy saving,
and easy installation, and so has been installed in a wide range of building types including high-rise office buildings, stores,
hotels, public facilities, schools, and hospitals.


Heritage Office in Europe


Ofice in Europe





University-Chemistry Faculty in Europe


Financial Business Center in China


Residential in Europe

Fujitsu General's VRF has
been installed in
over 50
countries worldwide.


Research Center in China

Hotel in USA

Residential in Middle Earst

Catholic College in Oceania

Office & Shopping Center in Asia

CORE TECHNOLOGY



Our advanced technology is providing comfort in a wide variety of situations from residential applications to commercial use.

018 High Efficiency

020 Energy Saving Control

022 Comfort Performance

024 Easy-to-use Control

026 Smart Design



High Efficiency





DC Twin Rotary Compressor

Pursuit of Seasonal Efficiency

Over 90% of actual operation time, air conditioners are operated at partial capacity instead of rated capacity.

We focused on high seasonal efficiency by all DC inverter control and high efficiency technology.

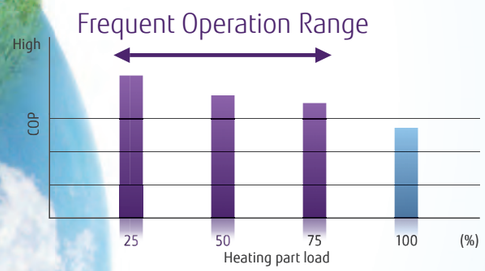

Optimized Inverter Control

i-PAM (IPM* + PAM) inverter control

i-PAM inverter control is a technology which reduces loss by adjusting the current waveform to a better sine waveform. This promotes the effective use of the input power supply to attain high performance.

IPM*: Intelligent Power Module

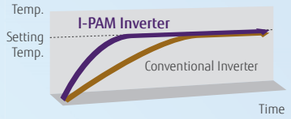

In addition, the voltage is raised at the start of operation and fast comfort is attainable by more powerful operation.

V-PAM (Vector + I-PAM) inverter control

V-PAM inverter control reduces the effects of magnetic flux and increases the maximum speed and efficiency of the compressor by vector control technology. With this technology, further miniaturization, higher efficiency, and better performance are attained.

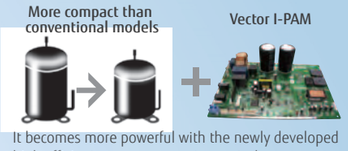

It becomes more powerful with the newly developed high efficient compressor motor control.

All DC Inverter Technology

DC twin rotary compressor

The high efficiency DC inverter type "2-cylinder rotary compressor" is used for our product ranges. It has achieved higher energy efficiency compared with similar compressors by optimizing the structure inside the compressor.

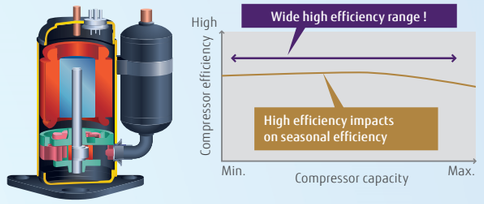

DC fan motor

DC fan motor produces high power, wide operation range, and high efficiency.



Sine-wave DC inverter control

High efficiency operation is realized by using a sine wave DC inverter control.

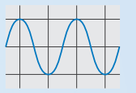

High Efficiency Heat Exchanger

High density multi-path heat exchanger

Heat exchange performance is substantially improved by thin and high-density heat exchanger and multi-path efficiency technology.

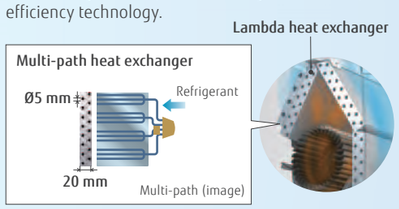

High performance sub-cool heat exchanger

Higher performance achieved by mounting of counter type bypass circuit. (Large multi type, VRF)

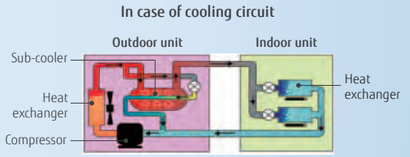

Energy Saving Control



Smart Operation

Economy operation

Limits the maximum operation current, and the power consumption is cut down and the maximum load is suppressed.

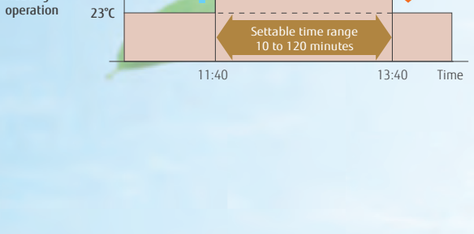

Room temperature set point limitation

The minimum and maximum temperature range can be set giving further energy saving while considering the comfort of the occupants.

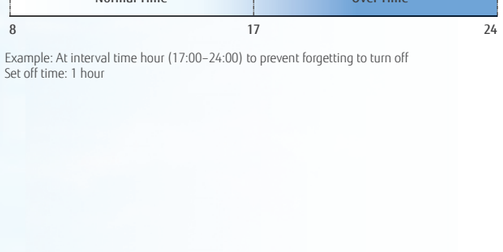

Set temperature auto return

- The setting temperature automatically returns to the previous setting temperature.
- The time range in which the set temperature can be changed is 10 to 120 minutes.

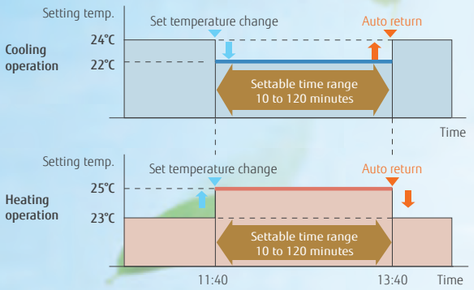

Auto-off timer



- The indoor unit is turned off automatically when it reaches to the preset operating time frame.
- The time frame of the "Auto off timer" can be flexibly scheduled.
- Off time can be set from 30 to 240 minutes.

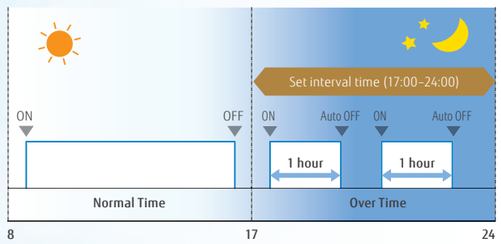

Example: At interval time hour (17:00–24:00) to prevent forgetting to turn off
Set off time: 1 hour

Comfort Performance



Quick Comfort

Power diffuser

Precision wind direction control is realized and ventilation efficiency is also improved by 3 technologies. Our airflow control makes your environment more comfortable.

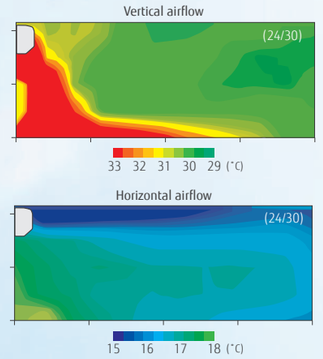

Powerful operation

Continuous operation by maximum airflow and maximum compressor speed after a certain period of time allows the temperature to reach the setting temp. quickly.

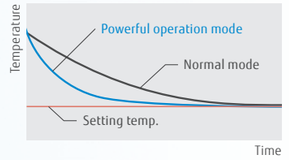

10°C Heat operation

When you leave, minimum heating operation is performed to maintain the room temperature. (Maintained at 10°C)

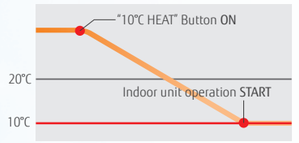

Quiet and Comfort Control

Outdoor unit low noise operation

Users can choose low noise levels, depending on the installation environment. The operation time can be set using the timer.

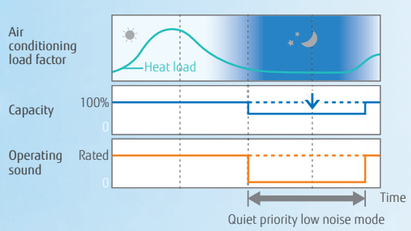

Auto-changeover function

At Auto setting, the cooling/heating mode is automatically switched according to the set temperature and room temperature.

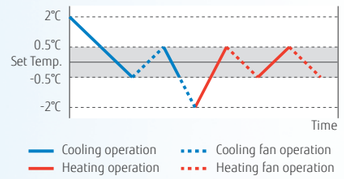

Easy-to-use Control

Fujitsu General provides

Online Control (Adopting Wireless LAN Interface)

By using our Wireless LAN Interface and FGLair app, you can control your home's cooling and heating anytime and anywhere.



Wireless LAN Interface

The exclusive Wi-Fi adaptor enables to operate the air conditioner by smartphone or tablet PC from outside.

+

FGLair™ Download Free
Download on the App Store
Google play

User friendly app

User friendly screen display facilitates easy operation.

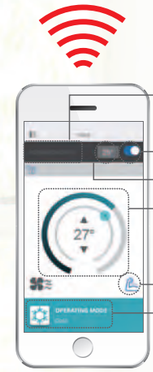

Various Easy-to-use Controllers

Fujitsu General is using ergonomics to expand the use of easy-to-use designs such as easy-to-read large LCD panels, easy-to-operate buttons, and displays with easily recognizable icons.

The individual controllers match the user operational environments, and the home controller makes batch energy saving management easy. Ease of use was pursued using simple operation buttons, a large LCD screen, and other features.

Residential use



Home central control



Central Remote Controller

Simple individual control



Wired Remote Controller



Simple Remote Controller



Slim Wireless Remote Controller

Smart Design



Creating Harmony and
New Interior Design Space in a Variety
of Installation Environments

Various Smart Design Models



Thinness and simplicity was thoroughly pursued in this design to fit the interior design. The lambda shaped high-density multi-path heat exchanger construction and full cover slide open panel provide both beauty and functionality.

The remote controller has also been designed utilizing ergonomics for ease of use while also pursuing beauty even in the details. Fujitsu General provides its customers with highly functional air conditioners designed with high artistic sensitivity

High COP



LU Series

- ASHG07LUCA
- ASHG09LUCA
- ASHG12LUCA

GOOD DESIGN

reddot design award
winner 2012

Standard



LM Series

- ASHG07LMCA
- ASHG09LMCA
- ASHG12LMCA

Basic



JL Series

- ASGG09LLTB-V
- ASGG09JLTB-V
- ASGG12LLTA-V
- ASGG12JLTB-V

PRODUCT CATEGORY 2017

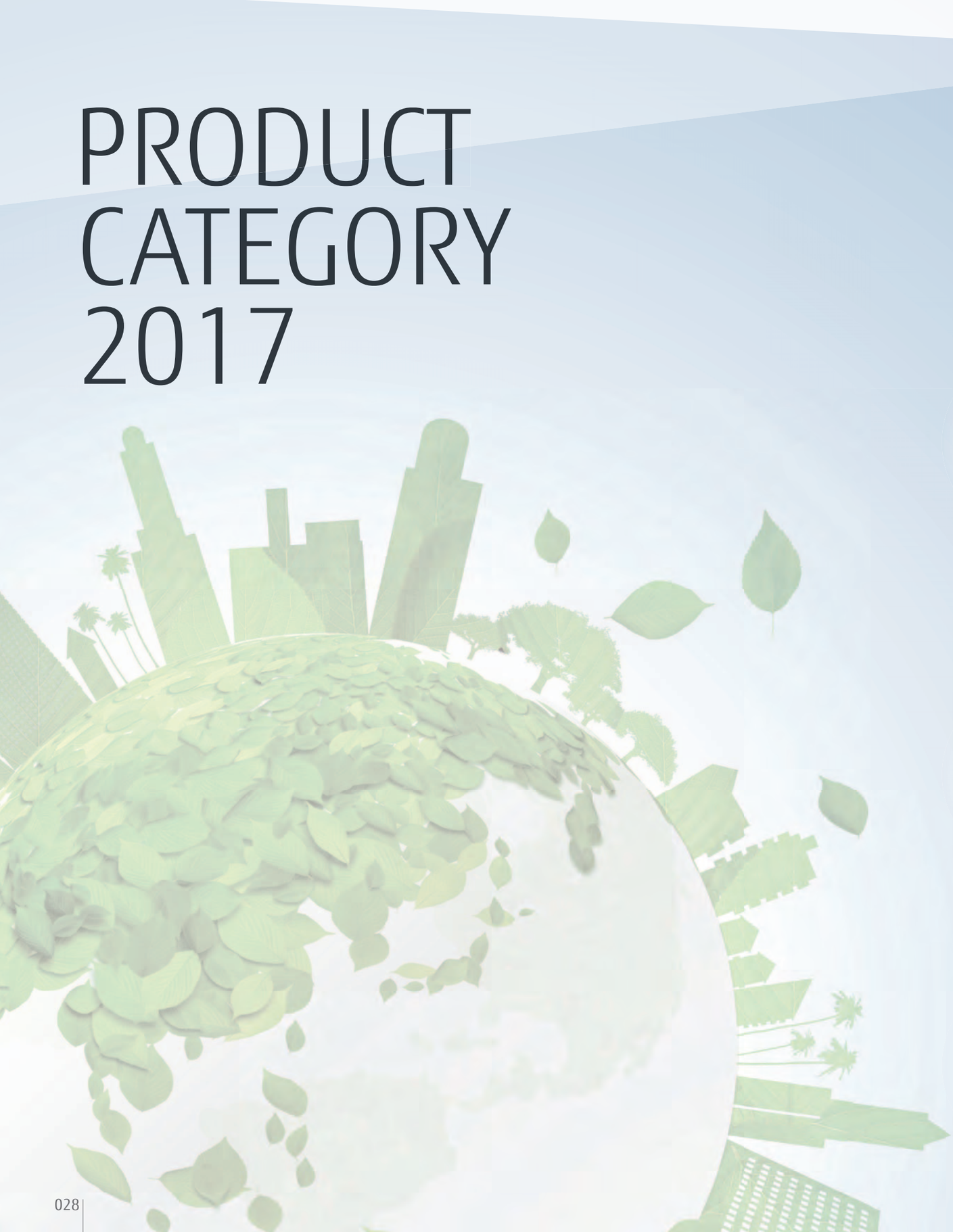



SPLIT
030

032 INVERTER SPLIT ALL TYPE LINEUP
034 CONSTANT SPEED SPLIT ALL TYPE LINEUP
036 FEATURE EXPLANATION
038 INVERTER: Models by Country
044 INVERTER: Common Models
062 CONSTANT SPEED: Models by Country
072 CONSTANT SPEED: Common Models



MULTISPLIT
114

116 MULTI SPLIT ALL TYPE LINEUP
118 2&3-4 ROOMS MULTI
120 8 ROOMS MULTI
124 SPECIFICATIONS OF ALL INDOOR UNITS
126 MULTI COMBINATION TABLE



OPTIONAL PARTS
for SPLIT & MULTI SPLIT
136

WINDOW
144



SPLIT

10 types 103 models

Energy saving design to provide a comfortable indoor environment while being environ-ment-friendly.

An air conditioner that is people-friendly is also environment-friendly. Fujitsu General offers a broad lineup of products from large living rooms to bedrooms and children's rooms. We make your room more comfortable with a wide range of air conditioner types from ceiling wall type with automatic filters and cleaning functions to wall mounted type that improve the air cleaning function. Of course these models feature highly efficient operation that conserves electricity.





032 **INVERTER SPLIT ALL TYPE LINEUP**

034 **CONSTANT SPEED SPLIT ALL TYPE LINEUP**

036 **FEATURE EXPLANATION**

038 **INVERTER: Models by Country**
For Vietnam
For India

044 **INVERTER: Common Models**
WALL MOUNTED
COMPACT CASSETTE
CASSETTE
FLOOR / CEILING UNIVERSAL
CEILING
SLIM DUCT
MEDIUM STATIC PRESSURE DUCT

062 **CONSTANT SPEED: Models by Country**
For India

072 **CONSTANT SPEED: Common Models**
WALL MOUNTED
CEILING WALL
COMPACT CASSETTE
CASSETTE
FLOOR / CEILING UNIVERSAL
CEILING
LOW STATIC PRESSURE DUCT
MEDIUM STATIC PRESSURE DUCT
HIGH STATIC PRESSURE DUCT

SPLIT ALL TYPE LINEUP

INVERTER : Models by Country

Capacity (kW)		2.5	3.5	4.1	5.3	7.1	8.8	10.5	13.2	15.8	16.5	25.0
Model Code		9	12	14	18	24	30	36	45	54	60	90
for Vietnam — WALL MOUNTED	Heating & Cooling, R410A >> Page 38	 ASGG09LLTB-V	 ASGG12LLTA-V									
	Cooling only, R410A >> Page 40	 ASGG09JLTB-V	 ASGG12JLTB-V									
for India — WALL MOUNTED	Heating & Cooling, R410A >> Page 42				 ASGG18LFCD	 ASGG24LFCD	 ASGG30LFCD					

INVERTER : Common Models

Capacity (kW)		2.5	3.5	4.1	5.3	7.1	8.8	10.5	13.2	15.8	16.5	25.0
Model Code		9	12	14	18	24	30	36	45	54	60	90
WALL MOUNTED	Heating & Cooling, R410A >> Page 44	 ASHG09LUCA	 ASHG12LUCA	 ASHG14LUCA								
	Cooling only, R410A >> Page 46	 ASGG09JLCA	 ASGG12JLCA									
	Cooling only, R410A >> Page 48				 ASGA18JCC	 ASGA24JCC	 ASGA30JCC					
COMPACT CASSETTE CASSETTE	Heating & Cooling, R410A >> Page 50, 52		 AUGG12LVLA-A		 AUGG18LVLA-A	 AUGG24LVLA	 AUGG30LRLA-A	 AUGG36LRLA-A	 AUGG45LRLA-A	 AUGG54LRLA-A		
FLOOR / CEILING UNIVERSAL CEILING	Heating & Cooling, R410A >> Page 54, 56				 ABGG18LVTA-A	 ABGG24LVTA	 ABGG30LRTA-A	 ABGG36LRTA-A	 ABGG45LRTA-A			
SLIM DUCT	Heating & Cooling, R410A >> Page 58		 ARGG12LLLB-A		 ARGG18LLLB-A							
MEDIUM STATIC PRESSURE DUCT	Heating & Cooling, R410A >> Page 60					 ARGG24LMTA	 ARGG30LMLA-A	 ARGG36LMLA-A	 ARGG45LMLA-A			

SPLIT ALL TYPE LINEUP

CONSTANT SPEED : Models by Country

Capacity (kW)		2.5	3.5	4.1	5.3	7.1	8.8	10.5	13.2	15.8	16.5	25.0
Model Code		9	12	14	18	24	30	36	45	54	60	90
WALL MOUNTED for India	Cooling only R410A >> Page 62				ASGA18FUTA-B	ASGA24FUTA-B	ASGA30FUTA-B					
	Cooling only R410A >> Page 64				ASGA18FETA-B	ASGA24FETA-B						
	Cooling only R32 >> Page 66	ASGA09BMTA	ASGA12BMTA									
	Cooling only R410A >> Page 68				ASGA18FTTA	ASGA24FTTA						
	Cooling only R410A >> Page 70				ASGA18FMTA	ASGA24FMTA						

CONSTANT SPEED : Common Models

Capacity (kW)		2.5	3.5	4.1	5.3	7.1	8.8	10.5	13.2	15.8	16.5	25.0
Model Code		9	12	14	18	24	30	36	45	54	60	90
WALL MOUNTED	Cooling only R32 >> Page 72	ASGA09BMTA-A	ASGA12BMTA-A									
	Cooling only R410A >> Page 74	NEW ASGA09FNTA	NEW ASGA12FNTA									
	Cooling only R410A >> Page 76				ASGA18FMTA-A	ASGA24FMTA-A						
	Cooling only >> Page 78, 80	ASGA09AEC	ASGA12AEC		ASGA18AET	ASGA24AET	ASGA30AFT					
	Cooling only >> Page 82				ASG18ABC-W	ASG24ABC-W						
	Heating & Cooling >> Page 82				ASG18RBAJ	ASG24RBAJ	ASG30RBAJ					
CEILING WALL	Cooling only >> Page 84				AWG18ABC-W	AWG24ABC-W	AWG30ABD-W					
COMPACT CASSETTE CASSETTE	Heating & Cooling / Cooling only R410A >> Page 86, 90		AUG12FBAB / 12UBAB		AUG18FBAB / 18UBAB	AUG25FUAR / 25UUAR	AUG30FUAR / 30UUAR	AUG36FUAS / 36UUAS	AUG45FUAS / 45UUAS	AUG54FUAS / 54UUAS		
	Heating & Cooling / Cooling only >> Page 88, 92		AUG12ABAB / 12RBAB		AUG18ABAB / 18RBAB	AUG25ABAR	AUG30ABAR	AUG36ABAS	AUG45ABAS	AUG54ABAS		
FLOOR / CEILING UNIVERSAL CEILING	Heating & Cooling / Cooling only R410A >> Page 94, 98				ABG18FBBJ / 18UBBJ	ABG24FBBJ / 24UBBJ	ABG30FBAG / 30UBAG	ABG36FBAG / 36UBAG	ABG45FBAG / 45UBAG	ABG54FBAG / 54UBAG		
	Heating & Cooling / Cooling only >> Page 96, 100				ABG18ABAJ / 18RBAJ	ABG24ABAJ / 24RBAJ	ABG30ABA-W / 30RBA-W	ABG36ABA3W / 36RBA3W	ABG45ABA3W / 45RBA3W	ABG54ABA3W / 54RBA3W		
LOW STATIC / MEDIUM STATIC PRESSURE DUCT	Heating & Cooling / Cooling only R410A >> Page 102, 106				ARG18FUAL / 18UUAL	ARG25FUAN / 25UUAN	ARG30FUAN / 30UUAN	ARG36FUAN / 36UUAN	ARG45FUAN / 45UUAN			
	Heating & Cooling / Cooling only >> Page 104, 108				ARG18ALCH	ARG25ALC / 25RLC	ARG30ALC / 30RLC	ARG36ALD3 / 36RLC3	ARG45ALC3 / 45RLC3			
HIGH STATIC PRESSURE DUCT	Heating & Cooling / Cooling only R410A >> Page 110										ARG60FUAK / 60UUAK	
	Heating & Cooling / Cooling only >> Page 112										ARG60AUAK / 60RUAK	ARG90ELC3 / 90TLC3

FEATURE EXPLANATION

Energy Saving Function

Set temperature auto return
The setting temperature automatically returns to the previously set temperature.

Economy mode
Limits the maximum operation current, and performs operation with the power consumption suppressed.

Room temperature set point limitation
The minimum and maximum temperature range can be set giving further energy saving while considering the comfort of the occupants.

Energy saving mode
This mode raises the set temperature slightly in the cooling mode and lowers the set temperature in the heating mode to economically control the operation of the unit.

Comfortable Function

Power diffuser
An additional louver that opens based on monitoring sensors to quickly enhance immediate comfort needs.

Powerful mode
Operation at maximum air flow and compressor speed, and quickly makes the room comfortable.

10°C HEAT operation
The room temperature can be set to go no lower than 10°C, thus ensuring that the room does not get too cold when not occupied.

Low noise mode
Sound noise level of outdoor unit can be selected.

Auto-changeover
The unit automatically switches between heating and cooling modes based on your temperature setting and the room temperature.

Up / down swing flaps
The up / down flaps automatically swing up and down.

Double swing automatic
Complex swing action of flaps enables automatically to swing both horizontal and vertical directions.

Automatic fan speed
The micro-computer automatically adjusts the airflow effectively to follow the changes of room temperature.

Auto restart
In the event of a temporary power failure, the air conditioner will automatically restart in the same operating mode as before, once power supply is restored.

Connectable fresh air duct
Outside air can be introduced by attaching field supplied duct to fresh air knockout and optional part.

Fresh air intake
Fresh air can be taken in by a fan which can be connected using external control unit.

Connectable distributing duct
Systems are capable of attaching field-supplied branch ducts distributing the airflow.

Convenient Function

Auto off timer
Automatically stops operation when a fixed time has elapsed from the start of operation.

Sleep timer
The micro-computer gradually changes the room temperature automatically to afford a comfortable night's sleep.

Program timer
This digital timer allows selection of one of four options:
ON, OFF, ON→OFF or OFF→ON.

Weekly timer
Different ON-OFF times can be set for each day.

Weekly + setback timer
Weekly + Setback timer can set temperature for two times spans and for each day of the week.

Filter sign
Indicates the filter cleaning period by lamp.

Clean Function

Ion deodorization filter
The filter deodorizes by powerfully decomposing absorbed odors using the oxidizing and reducing effects of ions generated by the ultra-fine-particle ceramic.

Apple-catechin filter
The Apple-catechin filter uses static electricity to clean fine particles and dust in the air.

Washable panel
Since the front panel is easy to remove, maintenance is also easy.

All DC models

i-PAM control models
i-PAM inverter control is a technology which reduces loss by adjusting the current waveform to a better sine waveform.

V-PAM control models
V-PAM inverter control reduces the effects of magnetic flux and increases the maximum speed and efficiency of the compressor by vector control technology.

Feature Summary

INVERTER

WALL MOUNTED
- A ASGG09LLTB-V, ASGG12LLTA-V ASGG09/12JLTB-V, ASGG09/12JLCA
- B ASGG18/24/30LFCD
- C ASHG09/12/14LUCA
- D ASGA18/24/30JCC

COMPACT CASSETTE
- E AUGG12/18LVLA-A, AUGG24LVLA

CASSETTE
- F AUGG30/36/45/54LRLA-A

FLOOR / CEILING
- G ABGG18LVTA-A, ABGG24LVTA

CEILING
- H ABGG30/36/45LRTA-A

SLIM DUCT
- I ARGG12/18LLLB-A

MEDIUM STATIC PRESSURE DUCT
- J ARGG24LMTA, ARGG3036/45LMLA-A

CONSTANT SPEED

WALL MOUNTED
- K ASGA18/24/30FUTA-B
- L ASGA18/24FETA-B
- M ASGA09/12BMTA, ASGA09/12BMTA-A
- N ASGA18/24FTTA, ASGA18/24FMTA, ASGA18/24FMTA-A , ASGA18/24AET, ASGA30AFT
- O ASG18/24ABC-W, ASG18/24/30RBAJ
- P ASGA09/12AEC
- Q ASGA09/12FNTA

CEILING WALL
- R AWG18/24ABC-W, AWG30ABD-W

COMPACT CASSETTE
- S AUG12/18FBAB, AUG12/18UBAB AUG12/18ABAB, AUG12/18RBAB

CASSETTE
- T AUG25/30FUAR, AUG36/45/54FUAS AUG25/30UUAR, AUG36/45/54UUAS
- U AUG25/30ABAR, AUG36/45/54ABAS

FLOOR/CEILING
- V ABG18/24FBBJ, ABG18/24UBBJ ABG18/24ABAJ, ABG18/24RBAJ

CEILING
- W ABG30/36/45/54FBAG ABG30/36/45/54UBAG ABG30ABA-W, ABG36/45/54ABA3W ABG30RBA-W, ABG36/45/54RBA3W

LOW STATIC PRESSURE DUCT
- X ARG18FUAL, ARG18UUAL ARG18ALCH

MEDIUM STATIC PRESSURE DUCT
- Y ARG25/30/36/45FUAN ARG25/30/36/45UUAN ARG25/30ALC, ARG36ALD3, ARG45ALC3, ARG25/30RLC / ARG36/45RLC3

HIGH STATIC PRESSURE DUCT
- Z ARG60FUAK, ARG60UUAK ARG60AUAK, ARG60RUAK ARG90ELC3, ARG90TLC3

		INVERTER										CONSTANT SPEED																
		A	B	C	D	E	F	G	H	I	J	K	L	M	N	O	P	Q	R	S	T	U	V	W	X	Y	Z
Energy Saving Function	Economy mode	●	●	●		●	●	●	●	●	●																
	Room temperature set point limitation			○																							
	Set temperature auto return			○																							
	Energy saving mode																				●				●	●	●
Comfortable Function	Power diffuser				●										●	●			●								
	Powerful mode	●		●								●	●		●												
	10°C HEAT operation		●	●		●		●	●																		
	Low Noise mode			●		○ (45/54 Types)			○ (45/54 Types)																		
	Auto-changeover	●	●	●	●	●	●	●	●	●	●	●		●				●									
	Up / down swing flaps	●		●		●	●						●	●			●	●			●	●	●				
	Double swing automatic		●		●			●	●			●			●	●			●					●	●		
	Automatic fan speed	●	●	●	●	●	●	●	●	●	●	●	●		●	●	●		●	●	●	●	●	●	●	●	●
	Auto restart	●	●	●	●	●	●	●	●	●	●	●	●	●	●	●	●	●	●	●	●	●	●	●	●	●	●
	Connectable fresh air duct						●		●		●										●	●	●		●		●
	Fresh air intake					○	○		○	○	○															○	○ (60 Types)
	Connectable distributing duct						●				●										●	●	●				
Convenient Function	Auto off timer			○																							
	Sleep timer	●	●	●	●	●		●	●			●	●	●	●	●		●	●	●		●	●	●			
	Program timer	●	●	●	●	●		●	●			●	●	●	●	●		●	●	●		●	●	●			
	Weekly timer			●																	●						● (90 Types)
	Weekly + setback timer			○		○	●	○	○	●	●				○											●	● (60 Types)
	Filter sign	●	●	●		●	●	●	●	●	●																
Clean Function	Ion deodorization filter		●	●	●												●										
	Apple-catechin filter		●	●	●												●										
	Washable panel	●	●		●								●	●	●		●	●									

○ : Optional function

Model : ASGG09LLTB-V / ASGG12LLTA-V





Wireless R.C.



AOGG09LLTB-V
AOGG12LLTA-V

ALL DC (12 model only) | i-PAM | Refrigerant R410A

Economy | Powerful | Auto Changeover | Up/Down | Adjust | Restart | Sleep | Program | Filter | Washable

High Efficient Compact Design

Compact design is realized by high density multi-path heat exchanger.

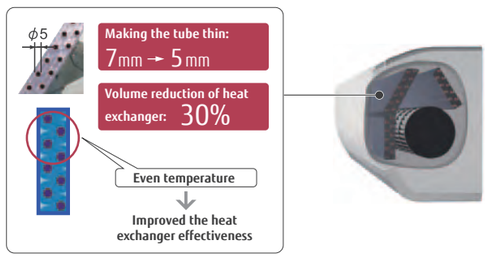

Super Quiet Operation

Top class low noise operation by new airflow construction.
Our quiet operation makes the more comfortable environment in a bed room and a study room, etc.

Fan speed
Quiet

Noise level
22 dB(A)

Powerful operation

Reach the setting temperature quickly.

Ex. : Cooling operation

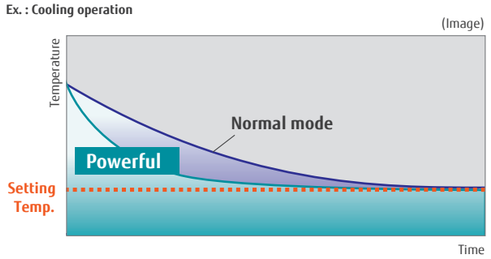

More Convenient Timer

You can set an integrated ON-OFF or OFF-ON timer suitable for your life style.
(Setting time: 0.5, 1, 1.5, 2, 2.5, -----9.5, 10, 11, 12 hours)

From wake up to go to work

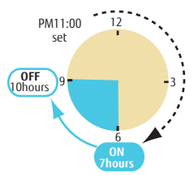

From sleep to wake up





Economy operation

Setting temp. is shifted by 1°C automatically.

Ex. : Cooling operation

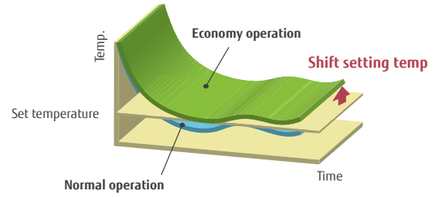

Easy maintenance

Removable & washable panel



Optional parts

Protective net: UTZ-NXCA

Specifications

Model No.	Indoor unit		ASGG09LLTB-V	ASGG12LLTA-V
	Outdoor unit		AOGG09LLTB-V	AOGG12LLTA-V
Power Source		V/Ø/Hz	220/1/50	220/1/50
Capacity	Cooling	kW	2.50 (0.9-3.0)	3.40 (0.9-3.8)
		BTU/h	8,500	11,600
	Heating	kW	3.00 (0.9-3.8)	4.00 (0.9-5.0)
		BTU/h	10,200	13,600
Input Power	Cooling/Heating	kW	0.720/0.740	1.060/1.130
EER	Cooling	W/W	3.47	3.21
COP	Heating		4.05	3.54
Running Current	Cooling/Heating	A	3.6/3.6	5.3/5.5
Moisture Removal		l/h	1.3	1.8
Sound Pressure	Indoor (High)	dB(A)	43	43
	Outdoor		47	50
Airflow Rate (High)	Indoor	m^3/h	720	720
	Outdoor		1,670	1,830
Net Dimension H×W×D	Indoor	mm	262x820x206	262x820x206
Net Weight		kg(lbs)	7.0 (15)	7.0 (15)
	Outdoor	mm	540x660x290	540x660x290
		kg(lbs)	25.0 (55)	28.0 (62)
Piping Connections (Small / Large)		mm	6.35/9.52	6.35/9.52
Drain Pipe Diameter (I.D./O.D.)			13.8/15.8 to 16.7	13.8/15.8 to 16.7
Max Pipe Length (Pre-Charge)		m	20(15)	20(15)
Max Height Difference			15	15
Operation Range	Cooling	°CDB	18 to 46	18 to 46
	Heating		-15 to 24	-15 to 24
Refrigerant			R410A	R410A

Dimensions

Models: ASGG09LLTB-V / ASGG12LLTA-V

(Unit : mm)

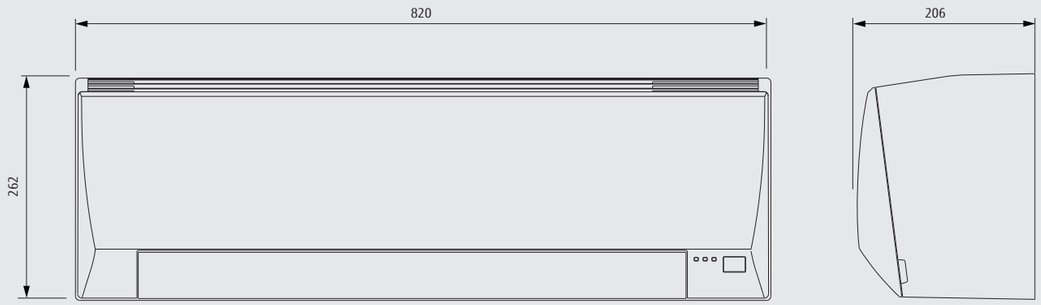

Model : ASGG09JLTB-V / ASGG12JLTB-V





Wireless R.C.



AOGG09JLTB-V
AOGG12JLTB-V

ALL DC (12 model only) i-PAM Refrigerant R410A

Economy Powerful Auto Changeover Up/Down Adjust Restart Sleep Program Filter Washable

High Efficient Compact Design

Compact design is realized by high density multi-path heat exchanger.

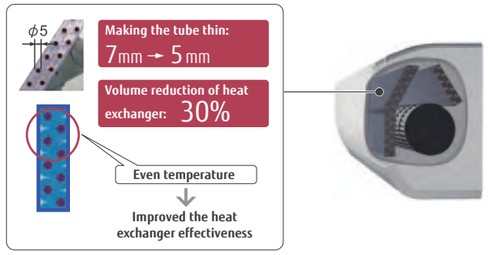

Super Quiet Operation

Top class low noise operation by new airflow construction.
Our quiet operation makes the more comfortable environment in a bed room and a study room, etc.

Fan speed
Quiet

Noise level
22 dB(A)

Powerful operation

Reach the setting temperature quickly.

Ex. : Cooling operation

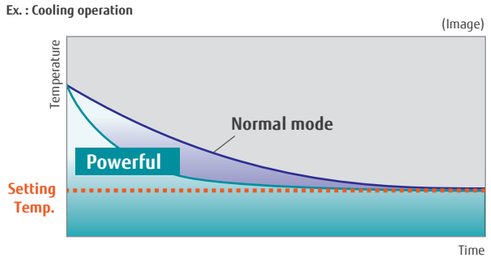

More Convenient Timer

You can set an integrated ON-OFF or OFF-ON timer suitable for your life style.
(Setting time: 0.5, 1, 1.5, 2, 2.5, -----9.5, 10, 11, 12 hours)

From wake up to go to work

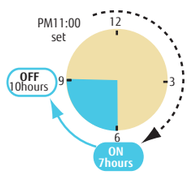

From sleep to wake up

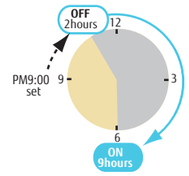



Economy operation

Setting temp. is shifted by 1°C automatically.

Ex. : Cooling operation

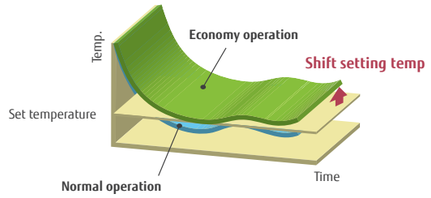

Easy maintenance

Removable & washable panel



Optional parts

Protective net: UTZ-NXCA

Specifications

Model No.	Indoor unit		ASGG09JLTB-V	ASGG12JLTB-V
	Outdoor unit		AOGG09JLTB-V	AOGG12JLTB-V
Power Source		V/Ø/Hz	220/1/50	220/1/50
Capacity	Cooling	kW	2.50 (0.9-3.0)	3.40 (0.9-3.8)
		BTU/h	8,500	11,600
Input Power	Cooling	kW	0.720	1.060
EER	Cooling	W/W	3.47	3.21
Running Current	Cooling	A	3.6	5.3
Moisture Removal		l/h	1.3	1.8
Sound Pressure	Indoor (High)	dB(A)	43	43
	Outdoor		47	50
Airflow Rate (High)	Indoor	m³/h	720	720
	Outdoor		740	1,830
Net Dimension H×W×D	Indoor	mm	262x820x206	262x820x206
Net Weight		kg(lbs)	7.0 (15)	7.0 (15)
Net Dimension H×W×D	Outdoor	mm	540x660x290	540x660x290
Net Weight		kg(lbs)	25.0 (55)	28.0 (62)
Piping Connections (Small / Large)		mm	6.35/9.52	6.35/9.52
Drain Pipe Diameter (I.D./O.D.)			13.8/15.8 to 16.7	13.8/15.8 to 16.7
Max Pipe Length (Pre-Charge)		m	20(15)	20(15)
Max Height Difference			15	15
Operation Range	Cooling	°CDB	18 to 46	18 to 46
Refrigerant			R410A	R410A

Dimensions

Models: ASGG09JLTB-V / ASGG12JLTB-V

(Unit : mm)

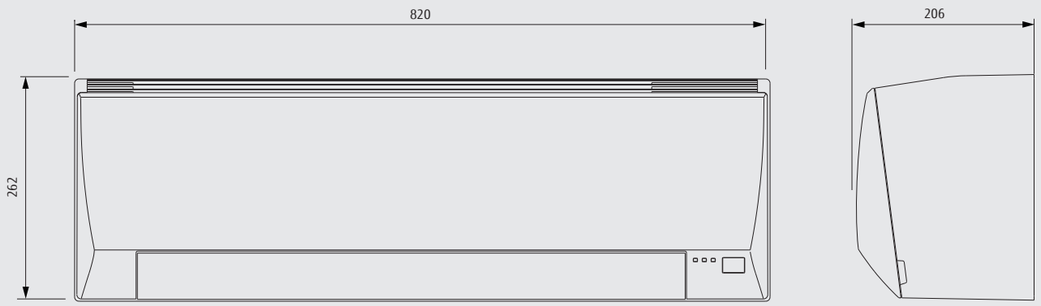

Model : ASGG18LFCD / ASGG24LFCD / ASGG30LFCD





Wireless R.C.



AOGG18LFCD
AOGG24LFCD



AOGG30LFTD

ALL DC (18/30) i-PAM (24) V-PAM Refrigerant R410A

Economy 10°C HEAT Auto Changeover Double Adjust Restart Sleep Program Filter ION AF Washable

"Vertical airflow" provides powerful floor level heating

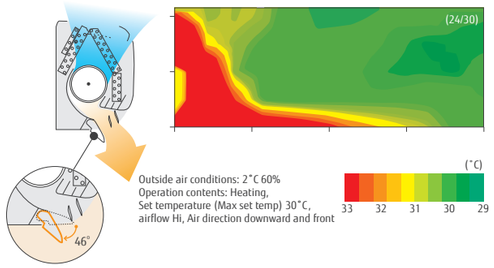

Outside air conditions: 2°C 60%
Operation contents: Heating,
Set temperature (Max set temp) 30°C,
airflow Hi, Air direction downward and front

Power diffuser (full open)

"Horizontal airflow" does not blow cool air directly at the occupants in the room

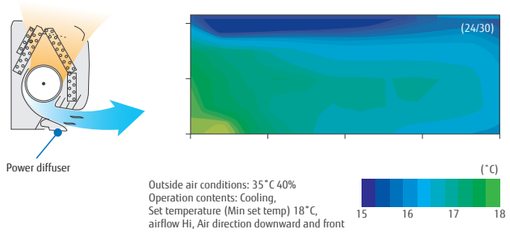

Power diffuser

Outside air conditions: 35°C 40%
Operation contents: Cooling,
Set temperature (Min set temp) 18°C,
airflow Hi, Air direction downward and front

Air conditioner filter features

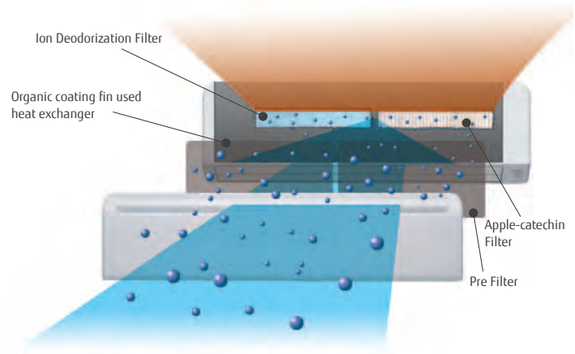

Antibacterial deodorizing pre-filter with special ceramic powder

Air conditioner filter features



Ion Deodorization Filter

The filter deodorizes by powerfully decomposing absorbed odors using the oxidizing and reducing effects of ions generated by the ultra-fine-particle ceramic.

+ Using different filters at both sides

Apple-catechin Filter

The Apple-catechin filter uses static electricity to clean fine particles and dust in the air.

Flexible Installation

	18 type	24 type	30 type
Max. Piping Length	25m	30m	50m
Max. Height	20m	20m	30m

Easy maintenance

Simplification of drain pan cleaning improves maintenance-ability.

Low ambient operation

(Heat pump type)

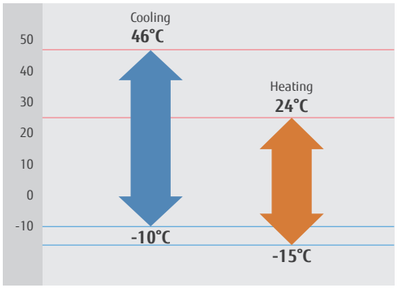

Optional parts

Wired Remote Controller:	UTY-RNNGM
Simple Remote Controller:	UTY-RSNGM
External Connect Kit:	UTY-XWZX
Wireless LAN Interface:	UTY-TFNXZ3

Specifications

Model No.	Indoor unit		ASGG18LFCD	ASGG24LFCD	ASGG30LFCD
	Outdoor unit		AOGG18LFCD	AOGG24LFCD	AOGG30LFTD
Power Source		V/Ø/Hz	230/1/50	230/1/50	230/1/50
Capacity	Cooling	kW	5.20 (0.9-6.0)	7.10 (0.9-8.0)	8.00 (2.9-9.0)
		BTU/h	17,700 (3,100-20,500)	24,200 (3,100-27,300)	27,300 (9,900-30,700)
	Heating	kW	6.30 (0.9-9.1)	8.00 (0.9-10.6)	8.80 (2.2-11.0)
		BTU/h	21,500 (3,100-31,000)	27,300 (3,100-36,200)	30,000 (7,500-37,600)
Input Power	Cooling/Heating	kW	1.52/1.71	2.20/2.21	2.49/2.44
EER	Cooling	W/W	3.42	3.23	3.21
COP	Heating		3.68	3.61	3.61
Max. Running Current	Cooling/Heating	A	9.0/12.5	13.5/18.5	17.0/19.0
Moisture Removal		l/h	2.5	2.7	3.2
Sound Pressure	Indoor (High)	dB(A)	43	49	48
	Outdoor		50	55	53
Airflow Rate (High)	Indoor	m^3/h	900	1,120	1,100
	Outdoor		2,150	2,460	3,600
Net Dimension H×W×D	Indoor	mm	320x998x228	320x998x228	320x998x228
Net Weight		kg(lbs)	14(31)	14(31)	14(31)
	Outdoor	mm	620x790x290	620x790x290	830x900x330
		kg(lbs)	41(90)	41(90)	61(135)
Piping Connections (Small / Large)		mm	6.35/12.7	6.35/15.88	9.52/15.88
Drain Pipe Diameter (I.D./O.D.)			12.0/16.0	12.0/16.0	12.0/16.0
Max Pipe Length (Pre-Charge)		m	25(15)	30(15)	50(20)
Max Height Difference			20	20	30
Operation Range	Cooling	°CDB	-10 to 46	-10 to 46	-10 to 46
	Heating		-15 to 24	-15 to 24	-15 to 24
Refrigerant			R410A	R410A	R410A

Dimensions

Models: ASGG18LFCD / ASGG24LFCD / ASGG30LFCD

(Unit : mm)

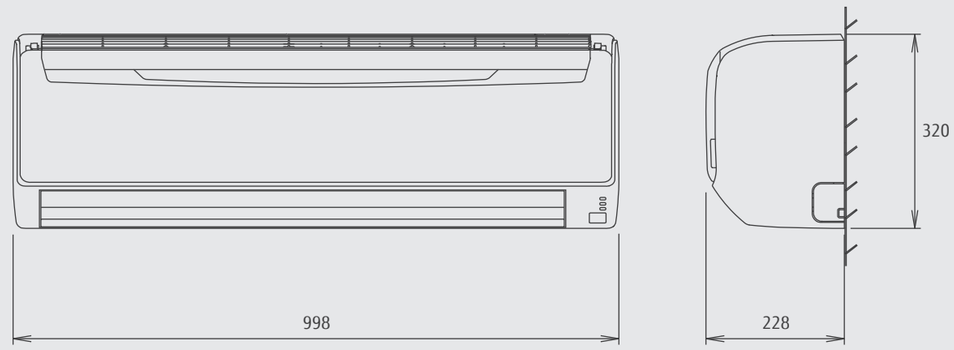

Model : ASHG09LUCA / ASHG12LUCA / ASHG14LUCA





Wireless R.C.

GOOD DESIGN

reddot design award winner 2012



AOHG09LUCB



AOHG12LUC
AOHG14LUC

ALL DC | i-PAM | Refrigerant R410A

Economy | Powerful | 10°C HEAT | Low Noise | Auto Changeover | Up/Down | Adjust | Restart | Sleep | Program | Weekly | Filter | I ON | AF

Thin & Slim design

Thin and slim design is realized by Ø5mm heat exchanger and high efficiency wind blower.



H282 X W870 X D185

Big open panel and High density multi path heat exchanger

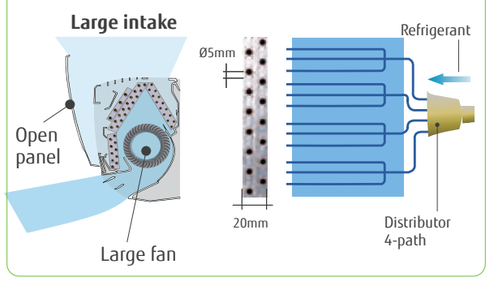

Powerful operation

20 minutes continuous operation by maximum airflow and maximum compressor speed is possible. Rapid cooling and heating makes the room comfortable quickly.

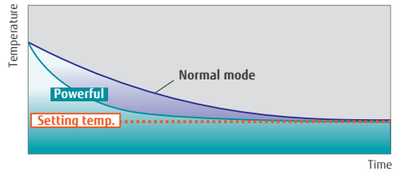

Low noise mode for outdoor unit

Low noise mode of outdoor unit can be selected by wireless remote controller.

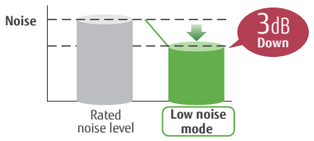

Low ambient operation

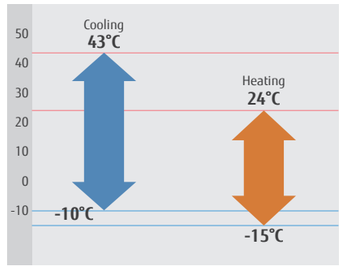

3 Mode timer (Weekly/Program/Sleep)

Weekly timer can be easily set by wireless remote controller.
ON, OFF can be set up to 4 times in 1 day and up to 28 times in 1 week.
For other modes, program timer and sleep timer can be also selected by one push.



Economy operation

Setting temp. is shifted by 1°C automatically.

Ex. : Cooling operation

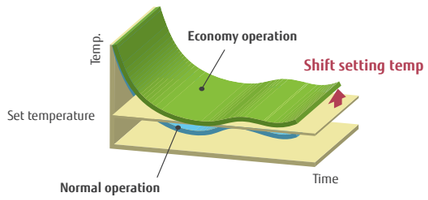

Optional parts

Wired Remote Controller:	UTY-RNNGM
	UTY-RVNGM
Simple Remote Controller:	UTY-RSNGM
Communication Kit:	UTY-TWBXF
External Connect Kit:	UTY-XWZXZ5

Specifications

Model No.	Indoor unit		ASHG09LUCA	ASHG12LUCA	ASHG14LUCA
	Outdoor unit		AOHG09LUCB	AOHG12LUC	AOHG14LUC
Power Source		V/Ø/Hz	230/1/50	230/1/50	230/1/50
Capacity	Cooling	kW	2.5(0.5~3.2)	3.5(0.9~4.0)	4.2(0.9~5.0)
		BTU/h	8,500(1,700-10,900)	11,900(3,100-13,600)	14,300(3,100-17,100)
	Heating	kW	3.2(0.5~4.2)	4.0(0.9~5.6)	5.4(0.9~6.0)
		BTU/h	10,900(1,700-14,300)	13,600(1,700-19,100)	18,400(1,700-20,500)
Input Power	Cooling/Heating	kW	0.555/0.680	0.905/0.930	1.235/1.380
EER	Cooling	W/W	4.50	3.87	3.40
COP	Heating		4.71	4.30	3.91
Running Current	Cooling/Heating	A	3.1/3.4	4.6/4.7	5.8/6.3
Moisture Removal		l/h	1.3	1.8	2.1
Sound Pressure	Indoor (High)	dB(A)	42	43	45
	Outdoor		48	50	50
Airflow Rate (High)	Indoor	m³/h	800	850	900
	Outdoor		1,720	1,940	1,940
Net Dimension H×W×D	Indoor	mm	282x870x185	282x870x185	282x870x185
Net Weight		kg(lbs)	9.5(21)	9.5(21)	9.5(21)
	Outdoor	mm	540x660x290	540x790x290	540x790x290
		kg(lbs)	25.0(55)	33.0(73)	34.0(75)
Piping Connections (Small / Large)		mm	6.35/9.52	6.35/9.52	6.35/12.70
Drain Pipe Diameter (I.D./O.D.)			16.0/29.0	16.0/29.0	16.0/29.0
Max Pipe Length (Pre-Charge)		m	20(15)	20(15)	20(15)
Max Height Difference			15	15	15
Operation Range	Cooling	°CDB	-10 to 43	-10 to 43	-10 to 43
	Heating		-15 to 24	-15 to 24	-15 to 24
Refrigerant			R410A	R410A	R410A

Dimensions

Models: ASHG09LUCA / ASHG12LUCA / ASHG14LUCA

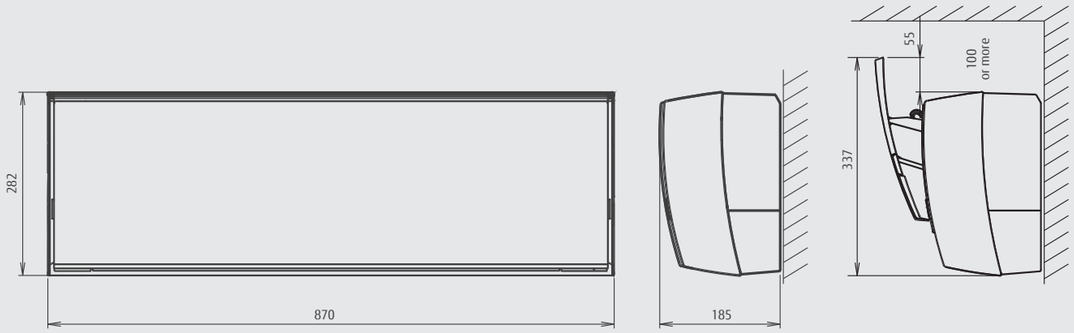

Model : ASGG09JLCA / ASGG12JLCA





Wireless R.C.



AOGG09JLCA
AOGG12JLCA

i-PAM | Refrigerant R410A

Economy | Powerful | Auto Changeover | Up/Down | Adjust | Restart | Sleep | Program | Filter | Washable

High Efficient Compact Design

Compact design is realized by high density multi-path heat exchanger.

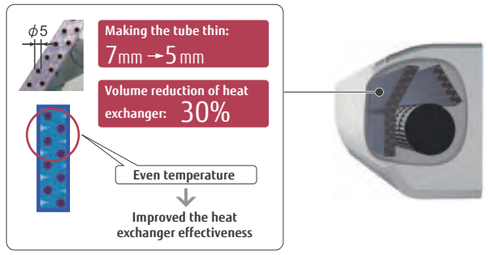

Super Quiet Operation

Top class low noise operation by new airflow construction.
Our quiet operation makes the more comfortable environment in a bed room and a study room, etc.

Fan speed
Quiet

Noise level
22dB(A)

Powerful operation

Reach the setting temperature quickly.

Ex. : Cooling operation

(Image)

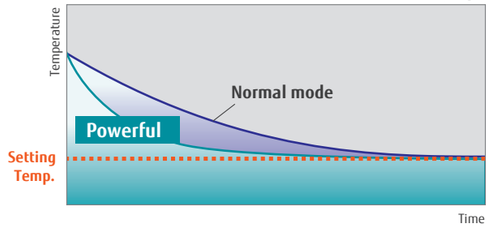

More Convenient Timer

You can set an integrated ON-OFF or OFF-ON timer suitable for your life style.
(Setting time: 0.5, 1, 1.5, 2, 2.5, -----9.5, 10, 11, 12 hours)

From wake up to go to work

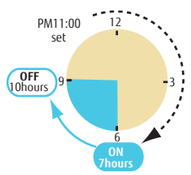

From sleep to wake up

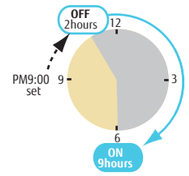



Economy operation

Setting temp. is shifted by 1°C automatically.

Ex. : Cooling operation

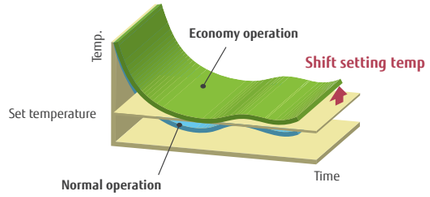

Easy maintenance

Removable & washable panel



Optional parts

Protective net: UTZ-NXCA

Specifications

Model No.	Indoor unit		ASGG09JLCA	ASGG12JLCA
	Outdoor unit		AOGG09JLCA	AOGG12JLCA
Power Source		V/Ø/Hz	230/1/50	230/1/50
Capacity	Cooling	kW	2.5	3.5
		BTU/h	8,500	11,900
Input Power	Cooling	kW	0.73	1.095
EER	Cooling	W/W	3.42	3.20
Running Current	Cooling	A	3.8	5.1
Moisture Removal		l/h	1.3	1.8
Sound Pressure	Indoor (High)	dB(A)	43	43
	Outdoor		48	52
Airflow Rate (High)	Indoor	m³/h	720	720
	Outdoor		1,710	1,850
Net Dimension H×W×D	Indoor	mm	262x820x206	262x820x206
Net Weight		kg(lbs)	7.0 (15)	7.0 (15)
	Outdoor	mm	535x663x293	535x663x293
		kg(lbs)	24.0 (53)	26.0 (57)
Piping Connections (Small / Large)		mm	6.35/9.52	6.35/9.52
Drain Pipe Diameter (I.D./O.D.)			13.8/15.8 to 16.7	13.8/15.8 to 16.7
Max Pipe Length (Pre-Charge)		m	15(10)	15(10)
Max Height Difference			10	10
Operation Range	Cooling	°CDB	18 to 46	18 to 46
Refrigerant			R410A	R410A

Dimensions

Models: ASGG09JLCA / ASGG12JLCA

(Unit : mm)

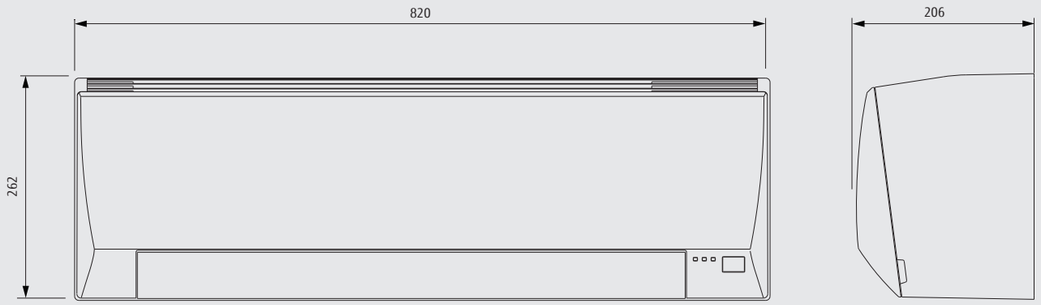

Model : ASGA18JCC / ASGA24JCC / ASGA30JCC





Wireless R.C.



AOGR18JCC
AOGR24JCC



AOGR30JCT

ALL DC (24) i-PAM (18/30) V-PAM Refrigerant R410A

Diffuser, Auto Changeover, Double, Adjust, Restart, Sleep, Program, ION, AF, Washable

Comfort airflow

Power diffuser

"Horizontal airflow" does not blow cool air directly at the occupants in the room

Power diffuser



Outside air conditions: 35°C 40%
Operation contents: Cooling,
Set temperature (Min set temp) 18°C,
airflow Hi, Air direction downward and front

(°C)
15 16 17 18

Air conditioner filter features

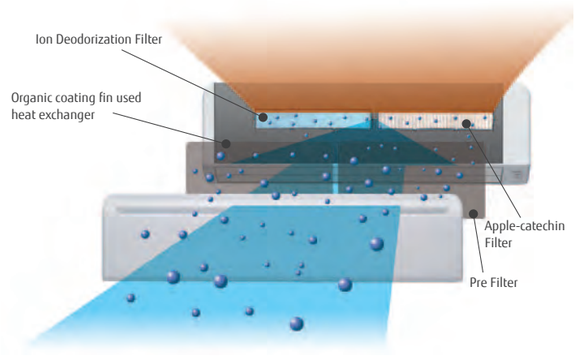

Antibacterial deodorizing pre-filter with special ceramic powder

Air conditioner filter features

ion



Ion Deodorization Filter

The filter deodorizes by powerfully decomposing absorbed odors using the oxidizing and reducing effects of ions generated by the ultra-fine-particle ceramic.

+ Using different filters at both sides

AF



Apple-catechin Filter

The Apple-catechin filter uses static electricity to clean fine particles and dust in the air.

Flexible Installation

	18 type	24 type	30 type
Max. Piping Length	**25m**	**30m**	**50m**
Max. Height	**20m**	**20m**	**30m**

Easy maintenance

Simplification of drain pan cleaning improves maintenance-ability.

Low ambient operation

(Heat pump type)

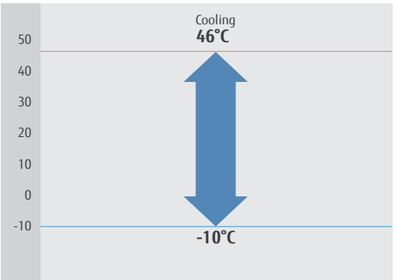

Optional parts

Wired Remote Controller: UTB-GUD
External Connect Kit: UTY-XWZX

Specifications

Model No.	Indoor unit / Outdoor unit		ASGA18JCC / AOGR18JCC	ASGA24JCC / AOGR24JCC	ASGA30JCC / AOGR30JCT
Power Source		V/ Ø/Hz	230/1/50	230/1/50	230/1/50
Capacity	Cooling	kW	5.2	7.1	8.0
		BTU/h	17,700	24,200	27,300
Input Power	Cooling	kW	1.48	2.45	2.66
EER	Cooling	W/W	3.51	2.9	3.01
Running Current	Cooling	A	6.6	10.8	11.7
Moisture Removal		l/h	2.8	3.0	3.0
Sound Pressure	Indoor (High)	dB(A)	43	47	49
	Outdoor		50	56	53
Airflow Rate (High)	Indoor	m³/h	900	1,100	1,100
	Outdoor		2,070	2,640	3,600
Net Dimension H×W×D	Indoor	mm	320x998x228	320x998x228	320x998x228
Net Weight		kg(lbs)	14.0 (31)	14.0 (31)	14.0 (31)
	Outdoor	mm	620x790x298	620x790x298	830x900x330
		kg(lbs)	40.0 (88)	40.0 (88)	58.0 (128)
Piping Connections (Small / Large)		mm	6.35/12.7	6.35/15.88	9.52/15.88
Drain Pipe Diameter (I.D./O.D.)			16.0/29.0	16.0/29.0	16.0/29.0
Max Pipe Length (Pre-Charge)		m	30(15)	30(15)	30(20)
Max Height Difference			20	20	20
Operation Range	Cooling	°CDB	18 to 46	18 to 46	18 to 46
Refrigerant			R410A	R410A	R410A

Dimensions

Models: ASGA18JCC / ASGA24JCC / ASGA30JCC

(Unit : mm)

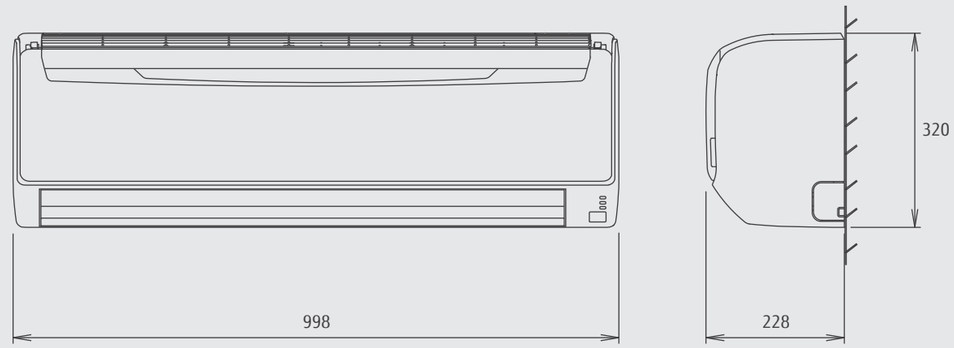

Model : AUGG12LVLA-A / AUGG18LVLA-A / AUGG24LVLA



Grille is an option



Wireless R.C.



AOGG12LBLA-A
AOGG18LBLA-A
AOGG24LALA

ALL DC | V-PAM | Refrigerant R410A

Economy | 10°C HEAT | Auto Changeover | Up/Down | Adjust | Restart | Sleep | Program | Filter

2-stage turbo fan

High efficiency design by 2 stage structure

Wind velocity: Fast / Slow

Previous turbo fan

In the case of a conventional fan, the air outlet range was narrow as the airflow moved to the motor side which meant the velocity of air passing through the heat exchanger was uneven.



2-stage turbo fan

A evenly spread air distribution across the heat exchanger is possible due to the new 2 stage turbo fan which produces two separate airflow streams.

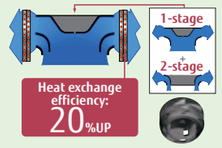

Quiet quality

Optimization of wing form (laminar wing type) and wing number (7 blades each)

Designed by CFD-analysis (fluid) simulations

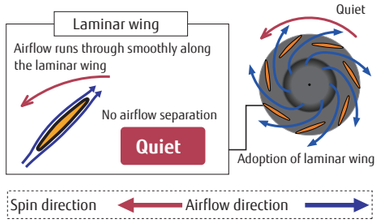

Easy maintenance

❶ Maintenance of fan motor and fan

Maintenance of the fan motor and fan can be done easily after taking off the panel as the bell mouth of the fan can be removed easily.

A : Fan motor B : 2-stage turbo fan
C : Bell-mouth D : Panel

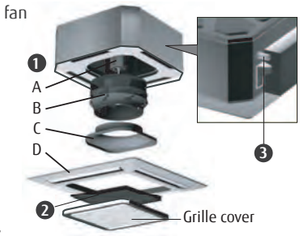

❷ Long life filter

: standard equipment

❸ Adaptation of transparent drainage parts

During installation, maintenance and operation, the drain pump and kit can be checked easily.

Compact design

Worlds first 24,000Btu model in the compact cassette category (Easy installation by taking off ceiling panel of 600 x 600 size)

Previous model

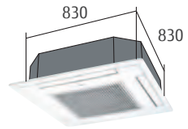

24 type

New model

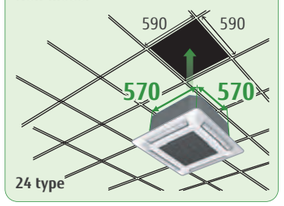

24 type

High lift drain pump

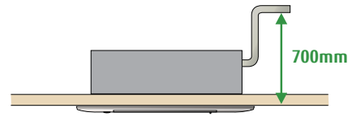

Low ambient operation

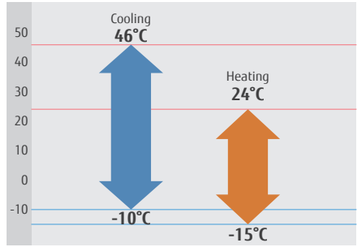

Optional parts

Air Outlet Shutter Plate:	UTR-YDZB
Wired Remote Controller:	UTY-RNNGM
Insulation Kit For High Humidity:	UTZ-KXGC
External Connect Kit:	UTY-XWZX
External Control Set:	UTD-ECS5A
Fresh Air Intake Kit:	UTZ-VXAA
Simple Remote Controller:	UTY-RSNGM

Specifications

Model No.	Indoor unit		AUGG12LVLA-A	AUGG18LVLA-A	AUGG24LVLA
	Outdoor unit		AOGG12LBLA-A	AOGG18LBLA-A	AOGG24LALA
Power Source		V/Ø/Hz	230/1/50	230/1/50	230/1/50
Capacity	Cooling	kW	3.50	5.20	6.80
		BTU/h	11,950	17,700	23,200
	Heating	kW	4.10	6.00	8.00
		BTU/h	14,000	20,500	27,300
Input Power	Cooling/Heating	kW	0.99/1.11	1.55/1.66	2.21/2.26
EER	Cooling	W/W	3.54	3.35	3.08
COP	Heating		3.69	3.61	3.54
Running Current	Cooling/Heating	A	4.5/5.1	7.0/7.4	9.7/9.9
Moisture Removal		l/h	1.2	2.2	2.7
Sound Pressure	Indoor (High)	dB(A)	37	38	49
	Outdoor		47	50	52
Airflow Rate (High)	Indoor	m³/h	600	680	930
	Outdoor		1,700	2,000	2,470
Net Dimension H×W×D	Indoor / Grille	mm	245×570×570/50x700x700	245×570×570/50x700x700	245×570×570/50x700x700
Net Weight		kg(lbs)	15.0(33)/2.6(6)	15.0(33)/2.6(6)	16.0(35)/2.6(6)
	Outdoor	mm	578×790×300	578x790x300	578x790x315
		kg(lbs)	40.0(88)	40.0(88)	44.0(97)
Piping Connections (Small / Large)		mm	6.35/9.52	6.35/12.70	6.35/15.88
Drain Pipe Diameter (I.D./O.D.)			19.4/25.4	19.4/25.4	19.4/25.4
Max Pipe Length (Pre-Charge)		m	25(15)	25(15)	30(15)
Max Height Difference			15	15	20
Operation Range	Cooling	°CDB	-10 to 46	-10 to 46	-10 to 46
	Heating		-15 to 24	-15 to 24	-15 to 24
Refrigerant			R410A	R410A	R410A
Cassette Grille			UTG-UFGD-W	UTG-UFGD-W	UTG-UFGD-W

Dimensions

Models: AUGG12LVLA-A / AUGG18LVLA-A / AUGG24LVLA

(Unit : mm)

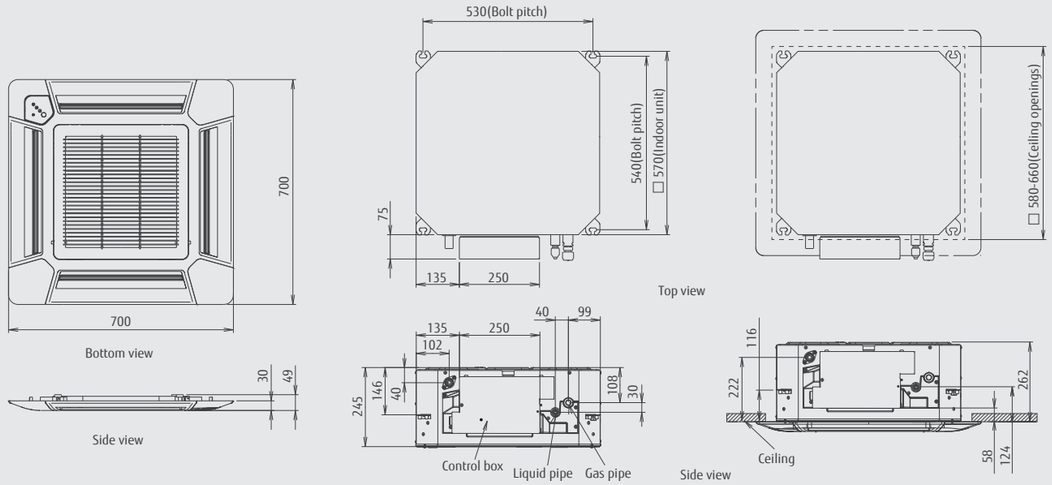

Model : AUGG30LRLA-A / AUGG36LRLA-A / AUGG45LRLA-A / AUGG54LRLA-A





Wired R.C.



AOGG30LBTA-A
AOGG36LBTA-A



AOGG45LBTA-A
AOGG54LBTA-A

Single phase

ALL DC | i-PAM | Refrigerant R410A

Economy | Auto Changeover | Up/Down | Adjust | Restart | Duct | Distributing | +Setback | Filter

High efficiency turbo fan with 3-dimensional blade

Previous turbo fan: Air passing through the heat exchanger was uneven and the air would only flow close to the ceiling.

New turbo fan: High efficiency airflow distribution has been achieved by the introduction of a 3 dimensional blade which increases the air passing over the heat exchanger.

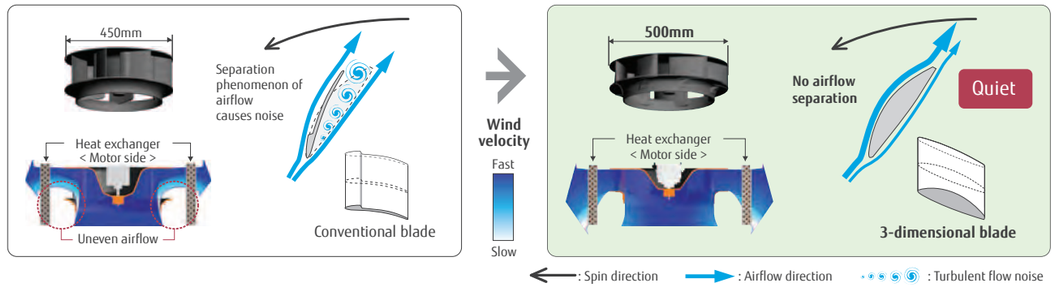

Improvement of the airflow distribution

New louvre: The louvre design distributes air leaving a space between the chassis and the ceiling allowing far and wide air flow distribution.

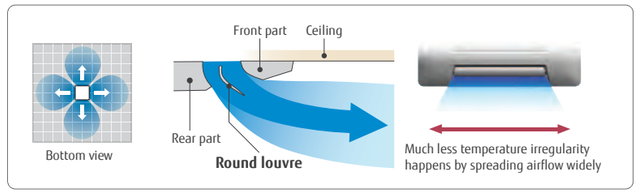

Adjustment of hanger position is possible after installation



Low noise mode of outdoor unit (45/54 types)

2 stage low noise mode can be selected.(Option)



High lift drain pump



Low ambient operation

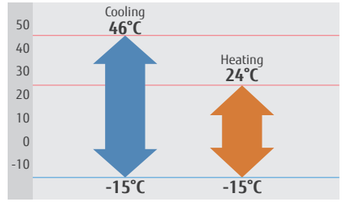

Optional parts

Wired Remote Controller:	UTY-RNNGM
Simple Remote Controller:	UTY-RSNGM
IR Receiver Kit:	UTY-LRHGA2
Wide Panel:	UTG-AGYA-W
Panel Spacer:	UTG-BGYA-W
Air Outlet Shutter Plate:	UTR-YDZC
Insulation Kit For High Humidity:	UTZ-KXGA
External Connect Kit:	UTY-XWZX
	UTY-XWZXZ2
	UTY-XWZXZ3
External Control Set:	UTD-ECS5A
Fresh Air Intake Kit:	UTZ-VXGA

Specifications

Model No.	Indoor unit		AUGG30LRLA-A	AUGG36LRLA-A	AUGG45LRLA-A	AUGG54LRLA-A
	Outdoor unit		AOGG30LBTA-A	AOGG36LBTA-A	AOGG45LBTA-A	AOGG54LBTA-A
Power Source		V/Ø/Hz	230/1/50	230/1/50	230/1/50	230/1/50
Capacity	Cooling	kW	8.50	10.00	12.50	13.3
		BTU/h	29,000	34,100	42,700	45,400
	Heating	kW	10.00	11.20	14.00	16.0
		BTU/h	34,100	38,200	47,800	54,600
Input Power	Cooling/Heating	kW	2.65/2.77	3.12/3.02	3.90/3.77	4.42/4.69
EER	Cooling	W/W	3.21	3.21	3.21	3.01
COP	Heating		3.61	3.71	3.71	3.41
Running Current	Cooling/Heating	A	11.6/12.2	13.7/13.3	17.0/16.5	19.3/20.5
Moisture Removal		l/h	2.5	3.5	4.5	5.0
Sound Pressure	Indoor (High)	dB(A)	40	43	46	47
	Outdoor		53	54	55	55
Airflow Rate (High)	Indoor	m³/h	1,600	1,800	1,900	2,000
	Outdoor		3,600	3,800	6,750	6,750
Net Dimension H×W×D	Indoor / Grille	mm	288x840x840/50x950x950	288x840x840/50x950x950	288x840x840/50x950x950	288x840x840/50x950x950
Net Weight		kg(lbs)	26.0(57)/5.5(12)	26.0(57)/5.5(12)	27.0(60)/5.5(12)	27.0(60)/5.5(12)
	Outdoor	mm	830x900x330	830x900x330	1290×900×330	1290×900×330
		kg(lbs)	61.0(135)	61.0(135)	88.0(194)	88.0(194)
Piping Connections (Small / Large)		mm	9.52/15.88	9.52/15.88	9.52/15.88	9.52/15.88
Drain Pipe Diameter (I.D./O.D.)			25.0/32.0	25.0/32.0	25.0/32.0	25.0/32.0
Max Pipe Length (Pre-Charge)		m	50(20)	50(20)	50(20)	50(20)
Max Height Difference			30	30	30	30
Operation Range	Cooling	°CDB	-15 to 46	-15 to 46	-15 to 46	-15 to 46
	Heating		-15 to 24	-15 to 24	-15 to 24	-15 to 24
Refrigerant			R410A	R410A	R410A	R410A
Cassette Grille			UTG-UGGA-W	UTG-UGGA-W	UTG-UGGA-W	UTG-UGGA-W

Dimensions

Models: AUGG30LRLA-A / AUGG36LRLA-A / AUGG45LRLA-A / AUGG54LRLA-A

(Unit : mm)

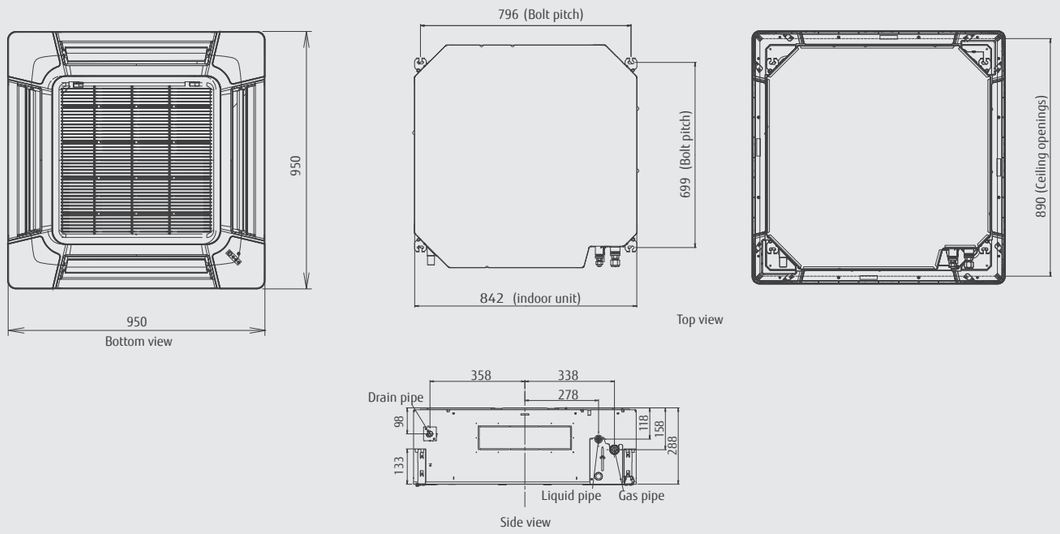

INVERTER

FLOOR/CEILING UNIVERSAL

Model : ABGG18LVTA-A / ABGG24LVTA





Wireless R.C.



AOGG18LBLA-A
AOGG24LALA

ALL DC | V-PAM | Refrigerant R410A

Economy | 10°C HEAT | Auto Changeover | Double | Adjust | Restart | Sleep | Program | Filter

Flexible installation

Example for floor installation

Floor console



Example for ceiling installation

Under ceiling



Double auto swing

A combination of right/left and up/down directional swing allows 3-dimensional air direction control

Right and Left Swing

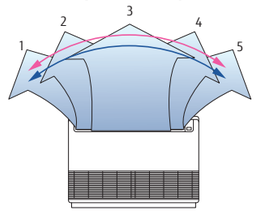

5 steps selectable

Up and Down Swing

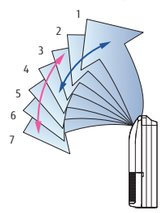

7 steps selectable

⇨ Steps
→ Swing: Cooling , Dry and Fan mode
→ Swing: Heating and Fan mode

Easy installation

Main work settings can be done easily from the remote controller at installation

Main work settings

- High ceiling setting
- Auto restart
- Temperature adjustment when cooling / heating

Conventional type

Setting by DIP switch inside control box



Setting by wireless or wired remote controller



(Optional parts)

Low ambient operation

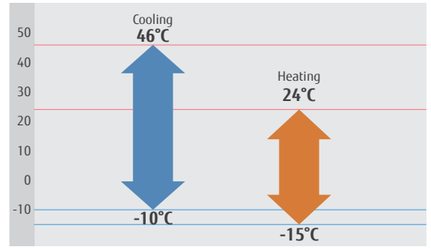

Optional parts

Wired Remote Controller:	UTY-RNNGM
Simple Remote Controller:	UTY-RSNGM
External Connect Kit:	UTY-XWZX

Specifications

Model No.	Indoor unit		ABGG18LVTA-A	ABGG24LVTA
	Outdoor unit		AOGG18LBLA-A	AOGG24LALA
Power Source		V/Ø/Hz	230/1/50	230/1/50
Capacity	Cooling	kW	5.20	6.80
		BTU/h	17,700	23,200
	Heating	kW	6.00	8.00
		BTU/h	20,500	27,300
Input Power	Cooling/Heating	kW	1.55/1.66	2.21/2.26
EER	Cooling	W/W	3.35	3.08
COP	Heating		3.61	3.54
Running Current	Cooling/Heating	A	7.0/7.4	9.7/9.9
Moisture Removal		l/h	2.0	2.7
Sound Pressure	Indoor (High)	dB(A)	43	48
	Outdoor		50	52
Airflow Rate (High)	Indoor	m³/h	780	980
	Outdoor		2,000	2470
Net Dimension H×W×D	Indoor	mm	199x990x655	199x990x655
Net Weight		kg(lbs)	27.0(60)	27.0(60)
	Outdoor	mm	578x790x300	578x790x315
		kg(lbs)	40.0(88)	44.0(97)
Piping Connections (Small / Large)		mm	6.35/12.70	6.35/15.88
Drain Pipe Diameter (I.D./O.D.)			25.0/32.0	25.0/32.0
Max Pipe Length (Pre-Charge)		m	25(15)	30(15)
Max Height Difference			15	20
Operation Range	Cooling	°CDB	-10 to 46	-10 to 46
	Heating		-15 to 24	-15 to 24
Refrigerant			R410A	R410A

Dimensions

Models: ABGG18LVTA-A / ABGG24LVTA

(Unit : mm)

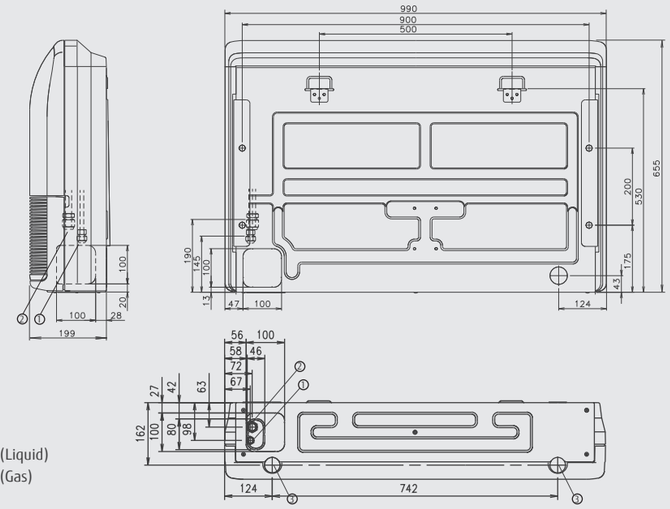

① Refrigerant piping flare connection (Liquid)
② Refrigerant piping flare connection (Gas)
③ Drain piping connection

Model : ABGG30LRTA-A / ABGG36LRTA-A / ABGG45LRTA-A





Wireless R.C.



AOGG30LBTA-A
AOGG36LBTA-A



AOGG45LBTA-A

Single phase

ALL DC | i-PAM | Refrigerant R410A

Economy | 10°C HEAT | Auto Changeover | Double | Adjust | Restart | Duct | Sleep | Program | Filter

Installation

Open

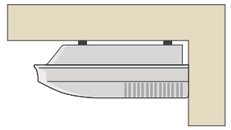

Concealed

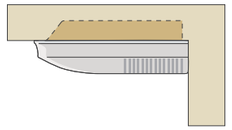

Wall mounted

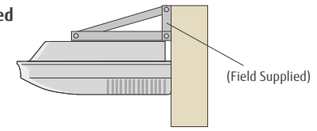

Multi auto swing

A combination of right/left and up/down directional swing allows 3-dimensional air direction control.

Right and Left Swing

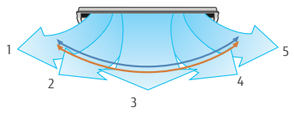

5 steps selectable

Up and Down Swing

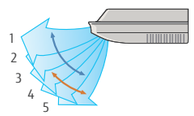

5 steps selectable

Steps
Swing: Cooling , Dry and Fan mode
Swing: Heating and Fan mode

Condensate lift-up mechanism (Option)

Optional drain lift-up mechanism allows flexible installation.

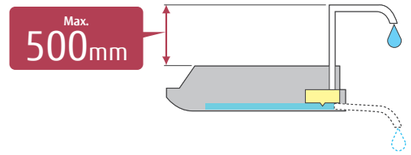

Easy installation

Main work settings can be done easily from the remote controller at installation

Main work settings
- High ceiling setting
- Auto restart
- Temperature adjustment when cooling / heating

Conventional type
Setting by DIP switch inside control box



Setting by wireless or wired remote controller



Fresh air intake

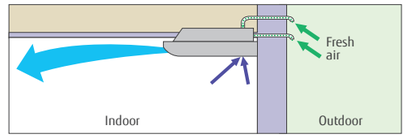

Low noise mode of outdoor unit (45/54 types)

2 stage low noise mode can be selected. (Option)



Low ambient operation

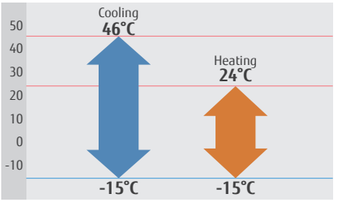

Optional parts

Wired Remote Controller:	UTY-RNNGM
Simple Remote Controller:	UTY-RSNGM
Drain Pump Unit:	UTR-DPB24T
External Connect Kit:	UTY-XWZX
	UTY-XWZXZ2
	UTY-XWZXZ3
External Control Set:	UTD-ECS5A
Flange:	UTD-RF204

Specifications

Model No.	Indoor unit		ABGG30LRTA-A	ABGG36LRTA-A	ABGG45LRTA-A
	Outdoor unit		AOGG30LBTA-A	AOGG36LBTA-A	AOGG45LBTA-A
Power Source		V/Ø/Hz	230/1/50	230/1/50	230/1/50
Capacity	Cooling	kW	8.50	9.40	12.10
		BTU/h	29,000	32,100	41,300
	Heating	kW	10.00	11.20	13.30
		BTU/h	34,100	38,200	45,400
Input Power	Cooling/Heating	kW	2.54/2.77	2.93/3.02	3.77/3.68
EER	Cooling	W/W	3.35	3.21	3.21
COP	Heating		3.61	3.71	3.61
Running Current	Cooling/Heating	A	11.1/12.2	12.8/13.2	16.4/16.1
Moisture Removal		l/h	2.5	3.0	4.0
Sound Pressure	Indoor (High)	dB(A)	45	47	49
	Outdoor		53	55	55
Airflow Rate (High)	Indoor	m³/h	1,660	1,900	2,100
	Outdoor		3,600	3,800	6,750
Net Dimension H×W×D	Indoor	mm	240×1660×700	240×1660×700	240×1660×700
Net Weight		kg(lbs)	46.0(101)	46.0(101)	46.0(101)
	Outdoor	mm	830x900x330	830x900x330	1290×900×330
		kg(lbs)	61.0(135)	61.0(135)	88.0(194)
Piping Connections (Small / Large)		mm	9.52/15.88	9.52/15.88	9.52/15.88
Drain Pipe Diameter (I.D./O.D.)			22.0/25.6	22.0/25.6	22.0/25.6
Max Pipe Length (Pre-Charge)		m	50(20)	50(20)	50(20)
Max Height Difference			30	30	30
Operation Range	Cooling	°CDB	-15 to 46	-15 to 46	-15 to 46
	Heating		-15 to 24	-15 to 24	-15 to 24
Refrigerant			R410A	R410A	R410A

Dimensions

Models: ABGG30LRTA-A / ABGG36LRTA-A / ABGG45LRTA-A

(Unit : mm)

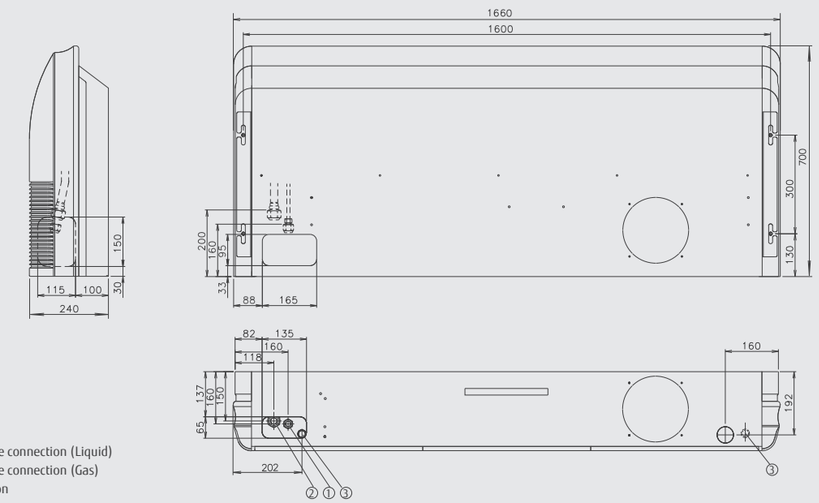

① Refrigerant piping flare connection (Liquid)
② Refrigerant piping flare connection (Gas)
③ Drain piping connection

INVERTER SLIM DUCT

Model : ARGG12LLLB-A / ARGG18LLLB-A



(12)



(18)



Wired R.C.



AOGG12LBLA-A
AOGG18LBLA-A

ALL DC V-PAM Refrigerant R410A

Economy Auto Changeover Adjust Restart +Setback Filter

Slim design

This model is slim design, it can install at the place where a ceiling is narrow.

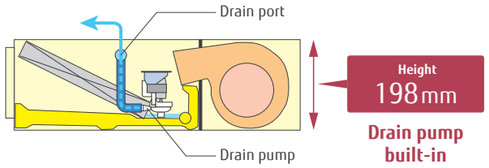

Flexible installation

Ceiling concealed



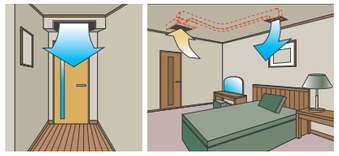

Floor concealed





Drain pump is standard accessory

It allows flexible installation.

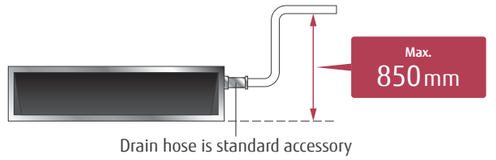

Selectable with a wide range of static pressure

By using DC fan motor, it is possible to change the static pressure range 0 to 90Pa.
The change of static pressure range is possible by remote controller.



Static pressure range
0 to 90 Pa

Air-intake

Air intake direction can be selected to match the installation site.

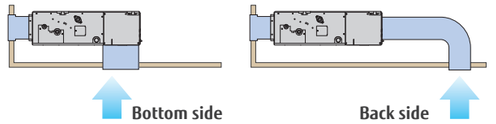

Auto Louver Grille Kit (Option)

Simple flat Auto Louver will provide comfort airflow and harmonize with luxury interior.



Optional parts

Wired Remote Controller:	UTY-RNNGM
Simple Remote Controller:	UTY-RSNGM
IR Receiver Unit:	UTY-LRHGM
Remote Sensor Unit:	UTY-XSZX
External Control Set:	UTD-ECS5A
Auto Louver Grille Kit:	UTD-GXSA-W (For ARGG12LLLB-A)
	UTD-GXSB-W (For ARGG18LLLB-A)

Specifications

Model No.	Indoor unit		ARGG12LLLB-A	ARGG18LLLB-A
	Outdoor unit		AOGG12LBLA-A	AOGG18LBLA-A
Power Source		V/Ø/Hz	230/1/50	230/1/50
Capacity	Cooling	kW	3.50	5.20
		BTU/h	11,950	17,700
	Heating	kW	4.10	6.00
		BTU/h	14,000	20,500
Input Power	Cooling/Heating	kW	0.99/1.11	1.62/1.66
EER	Cooling	W/W	3.54	3.21
COP	Heating		3.69	3.61
Running Current	Cooling/Heating	A	4.5/5.1	7.2/7.4
Moisture Removal		l/h	1.3	2.0
Sound Pressure	Indoor (High)	dB(A)	29	32
	Outdoor		48	50
Airflow Rate (High)	Indoor	m^3/h	650	940
	Outdoor		1,780	2,000
Net Dimension H×W×D	Indoor	mm	198x700x620	198x900x620
Net Weight		kg(lbs)	19.0(42)	23.0(51)
	Outdoor	mm	578x790x300	578x790x300
		kg(lbs)	40.0(88)	40.0(88)
Piping Connections (Small / Large)		mm	6.35/9.52	6.35/12.70
Drain Pipe Diameter (I.D./O.D.)			25.0/32.0	25.0/32.0
Max Pipe Length (Pre-Charge)		m	25(15)	25(15)
Max Height Difference			15	15
Operation Range	Cooling	°CDB	-10 to 46	-10 to 46
	Heating		-15 to 24	-15 to 24
Refrigerant			R410A	R410A

Dimensions

Models: ARGG12LLLB-A / ARGG18LLLB-A

(Unit : mm)

*Service accessibility must be allowed for when installing the product.
Please consult the installation manual for the necessary service access size.

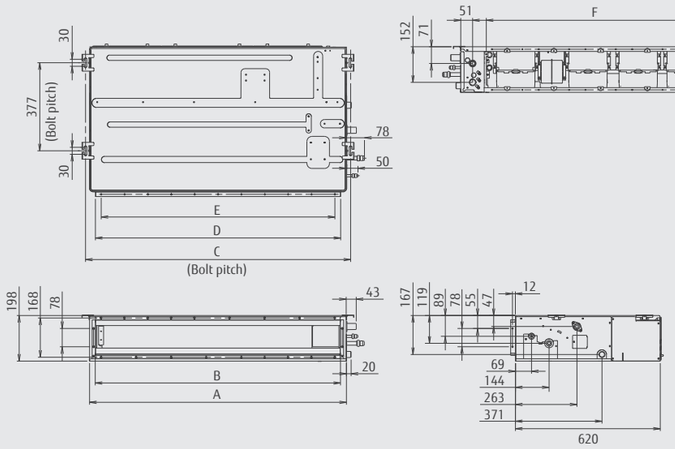

	ARGG12LLLB-A	ARGG18LLLB-A
A	700	900
B	650	850
C	734	934
D	650	850
E	P100x6=600	P100x8=800
F	574	774

INVERTER

MEDIUM STATIC PRESSURE DUCT

Model : ARGG24LMTA / ARGG30LMLA-A / ARGG36LMLA-A / ARGG45LMLA-A





Wired R.C.



AOGG24LALA



AOGG30LBTA-A
AOGG36LBTA-A



AOGG45LBTA-A

Single phase (30/36/45) (24)

ALL DC | i-PAM | V-PAM | Refrigerant R410A

Economy | Auto Changeover | Adjust | Restart | Duct | Distributing | +Setback | Filter

Slim & Compact design

In the case of bottom return air connection, not only does the indoor unit design allow for installation in a narrow ceiling space of up to 270mm, Further space savings have been achieved by mounting the electrical control box internally inside the chassis.

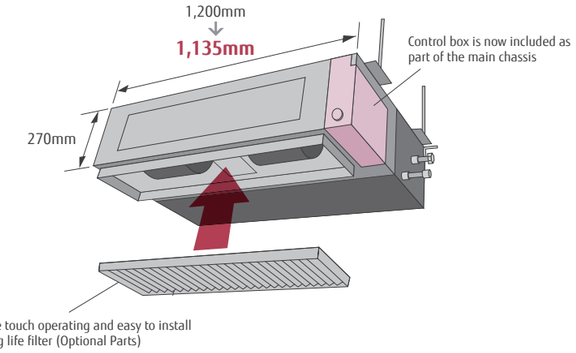

Easy maintenance

Structural improvement is attained by making the bottom panel two pieces, front and rear. The internal fan casing is also manufactured in two pieces, namely upper and lower. The maintenance of the motor and fan can be easily carried out by removing the rear panel and the lower part of the casing while leaving the main chassis installed.

See below for the case of rear suction type

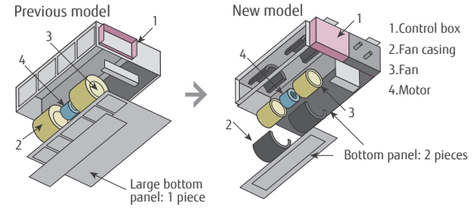

Easy installation

Main work settings can be done easily from the remote controller at installation

Main work settings
- High ceiling setting
- Auto restart
- Temperature adjustment when cooling / heating

Conventional type
Setting by DIP switch inside control box



Setting by wired remote controller



Two-direction drain piping

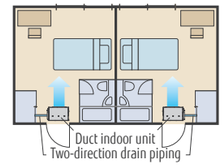

Low ambient operation

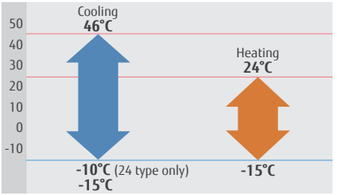

Optional parts

Wired Remote Controller:	UTY-RNNGM
Simple Remote Controller:	UTY-RSNGM
Flange (Round) :	UTD-RF204
Flange (Square) :	UTD-SF045T
Long Life Filter:	UTD-LF25NA
Remote Sensor Unit:	UTY-XSZX
External Connect Kit:	UTY-XWZXZ2
	UTY-XWZXZ3
External Control Set:	UTD-ECS5A
Drain Pump Unit:	UTZ-PX1NBA
IR Receiver Kit:	UTY-LRHGM

Specifications

Model No.	Indoor unit		ARGG24LMTA	ARGG30LMLA-A	ARGG36LMLA-A	ARGG45LMLA-A
	Outdoor unit		AOGG24LALA	AOGG30LBTA-A	AOGG36LBTA-A	AOGG45LBTA-A
Power Source		V/Ø/Hz	230/1/50	230/1/50	230/1/50	230/1/50
Capacity	Cooling	kW	6.80	8.50	9.40	12.10
		BTU/h	23,200	29,000	32,100	41,300
	Heating	kW	8.00	10.00	11.20	13.30
		BTU/h	27,300	34,100	38,200	45,400
Input Power	Cooling/Heating	kW	2.21/2.26	2.65/2.68	2.93/3.1	3.77/3.68
EER	Cooling	W/W	3.08	3.21	3.18	3.21
COP	Heating		3.54	3.73	3.61	3.61
Running Current	Cooling/Heating	A	9.7/9.9	11.6/11.7	13.0/13.6	16.5/16.1
Moisture Removal		l/h	2.5	2.5	3.0	4.0
Sound Pressure	Indoor (High)	dB(A)	31	39	39	42
	Outdoor		52	53	54	55
Airflow Rate (High)	Indoor	m³/h	1,100	2,100	2,100	2,100
	Outdoor		2,470	3,600	3,800	6,750
Net Dimension H×W×D	Indoor	mm	270x1,135x700	270x1,135x700	270x1,135x700	270x1,135x700
Net Weight		kg(lbs)	38.0(84)	40.0(88)	40.0(88)	40.0(88)
	Outdoor	mm	578x790x315	830x900x330	830x900x330	1290×900×330
		kg(lbs)	44.0(97)	61.0(135)	61.0(135)	88.0(194)
Piping Connections (Small / Large)		mm	6.35/15.88	9.52/15.88	9.52/15.88	9.52/15.88
Drain Pipe Diameter (I.D./O.D.)			36.0/38.0	36.0/38.0	36.0/38.0	36.0/38.0
Max Pipe Length (Pre-Charge)		m	30(15)	50(20)	50(20)	50(20)
Max Height Difference			20	30	30	30
Operation Range	Cooling	°CDB	-10 to 46	-15 to 46	-15 to 46	-15 to 46
	Heating		-15 to 24	-15 to 24	-15 to 24	-15 to 24
Refrigerant			R410A	R410A	R410A	R410A

Dimensions

Models: ARGG24LMTA / ARGG30LMLA-A / ARGG36LMLA-A / ARGG45LMLA-A

(Unit : mm)

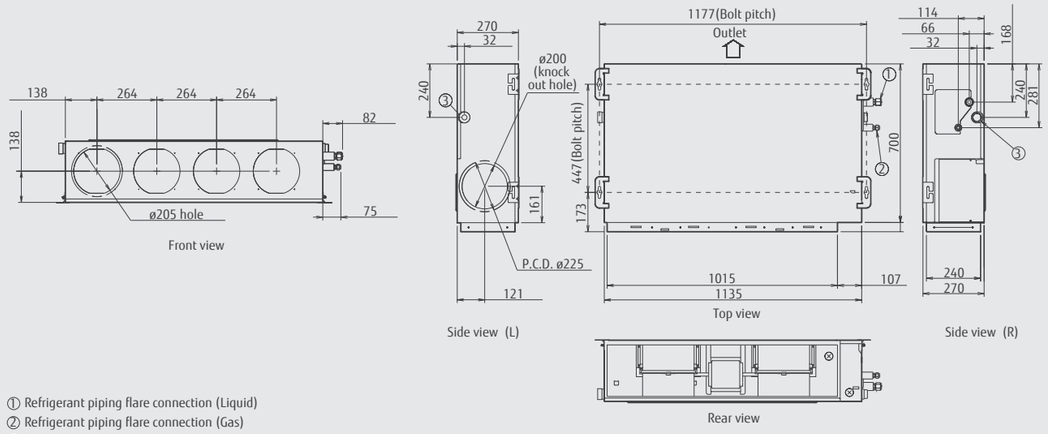

① Refrigerant piping flare connection (Liquid)
② Refrigerant piping flare connection (Gas)
③ Drain piping connection

WALL MOUNTED

For India

Model : ASGA18FUTA-B / ASGA24FUTA-B / ASGA30FUTA-B





Wireless R.C.



AOGA18FUTAHB
AOGA24FUTAHB



AOGA30FUTASB

Refrigerant R410A

Powerful | Auto Changeover | Double | Adjust | Restart | Sleep | Program

6 speed control

5-speed fan control with added plus Powerful Cooling mode is provided.

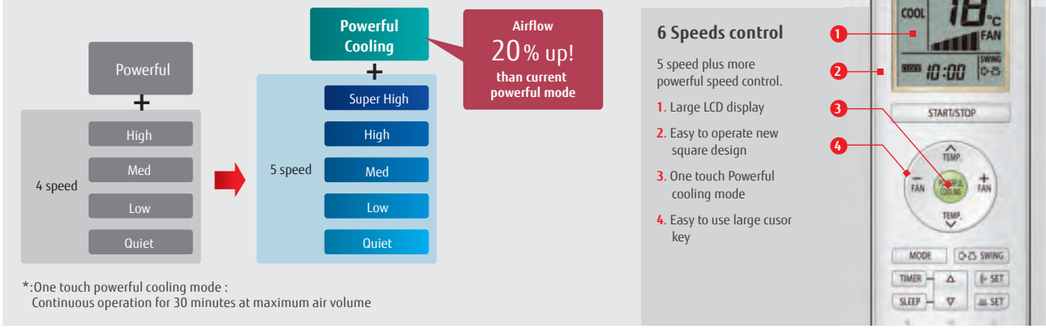

*:One touch powerful cooling mode :
Continuous operation for 30 minutes at maximum air volume

Powerful airflow

More Long-reach airflow of 25m by optimized airflow design.

25 m
Powerful mode
(30class)



< Long reach air flow >*1
*1 Operation of "Powerful" mode

Optimized airflow design



High energy saving

High EER is achieved by the new technologies and new refrigerant.

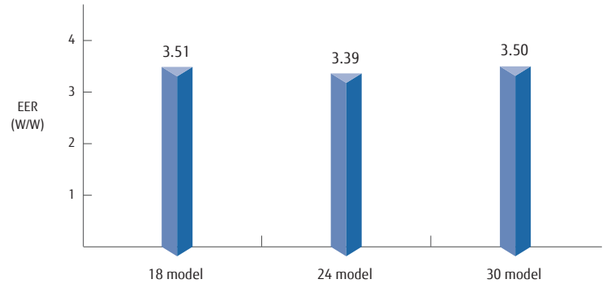

Wide operation range

Improved operation range up to 52°C ambient temperature for the market.

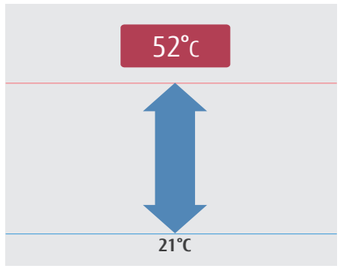

Specifications

Model No.	Indoor unit		ASGA18FUTA-B	ASGA24FUTA-B	ASGA30FUTA-B
	Outdoor unit		AOGA18FUTAHB	AOGA24FUTAHB	AOGA30FUTASB
Power Source		V/Ø/Hz	220 / 1 / 50	220 / 1 / 50	220 / 1 / 50
Capacity	Cooling	kW	5.47	7.11	8.18
		BTU/h	18,700	24,300	27,900
Input Power	Cooling	kW	1.56	2.10	2.34
EER	Cooling	W/W	3.51	3.39	3.50
Running Current	Cooling	A	6.9	9.4	10.4
Moisture Removal		l/h	1.0	2.0	2.5
Sound Pressure	Indoor (Hi)	dB(A)	47	49	52
	Outdoor		54	56	55
Airflow Rate (Hi)	Indoor	m³/h	1,250	1,350	1,520
	Outdoor		3,320	3,070	4,200
Net Dimension H×W×D	Indoor	mm	340 x 1,150 x 280	340 x 1,150 x 280	340 x 1,150 x 280
Net Weight		kg(lbs)	16.0(35)	16.0(35)	17.0(37)
	Outdoor	mm	650 x 830 x 320	650 x 830 x 320	914 x 970 x 370
		kg(lbs)	47.0(103)	52.0(114)	77.0(169)
Piping Connections (Small / Large)		mm	6.35 / 15.88	6.35 / 15.88	9.52 / 15.88
Drain Pipe Diameter (I.D./O.D.)			14.1/32.0	14.1/32.0	14.1/32.0
Max Pipe Length (Pre-Charge)		m	20(7.5)	20(7.5)	30(7.5)
Max Height Difference			8	8	15
Operation Range	Cooling	°CDB	21 to 52	21 to 52	21 to 52
Refrigerant			R410A	R410A	R410A

Dimensions

Models: ASGA18FUTA-B / ASGA24FUTA-B / ASGA30FUTA-B

(Unit : mm)

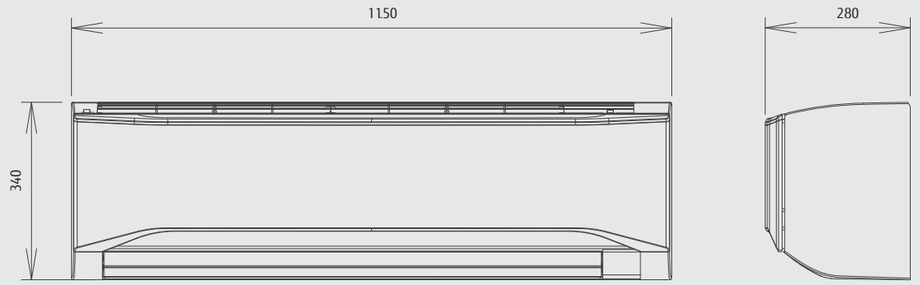

WALL MOUNTED

For India

Model : ASGA18FETA-B / ASGA24FETA-B





Wireless R.C.



AOGA18FETAHB
AOGA24FETAHB

Refrigerant R410A

Powerful | Up/Down | Adjust | Restart | Sleep | Program

5-speed fan control and long reach air flow

The well-reputed 5-step fan speed control and long reach air flow are carried out on this model.



< Fan Speed Control > < Long reach air flow >

Remote Controller with Multiple Functions

The remote controller has convenient functions to enhance the usage of the air conditioner.

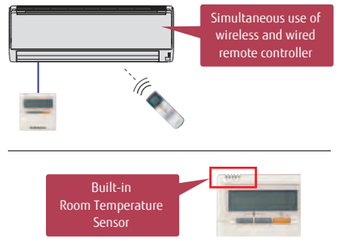

3-Star Awarded in Energy Saving Program

This model awarded 3-Star in the energy labeling program in India.
* 5-Star is the highest rank

3 -Star !



Auto Restart Function

Air conditioner is able to automatically restart with holding the same settings in the event of power interruption.

Setting mode
- Temperature
- Operation mode
- Airflow

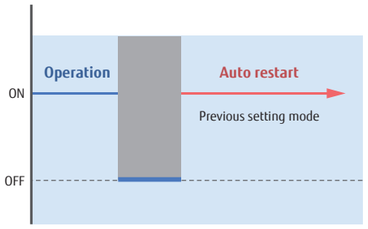

Quiet Operation

Quiet operation sound is able to expand the applications of the air conditioners.

Operation in
Quiet mode

Sound level
35 dB(A)

Operation In High Ambient temperature

Cooling operation is secured up to 52°C degrees Celsius.

Cooling
Max.52°C

Specifications

Model No.	Indoor unit		ASGA18FETA-B	ASGA24FETA-B
	Outdoor unit		AOGA18FETAHB	AOGA24FETAHB
Power Source		V/ Ø/Hz	230 / 1 / 50	230 / 1 / 50
Capacity	Cooling	kW	5.13	7.29
		BTU/h	17,500	24,800
Input Power	Cooling	kW	1.59	2.33
EER	Cooling	W/W	3.23	3.13
Running Current	Cooling	A	7.1	11.3
Moisture Removal		l/h	1.5	2.4
Sound Pressure	Indoor (Hi)	dB(A)	44	47
	Outdoor		54	55
Airflow Rate (Hi)	Indoor	m³/h	1,020	1,150
	Outdoor		3,400	3,300
Net Dimension H×W×D	Indoor	mm	320 x 998 x 238	320 x 998 x 238
Net Weight		kg(lbs)	13.0(29)	13.0(29)
	Outdoor	mm	650 x 830 x 320	650 x 830 x 320
		kg(lbs)	47.0(103)	65.0(143)
Piping Connections (Small / Large)		mm	6.35 / 15.88	6.35 / 15.88
Drain Pipe Diameter (I.D./O.D.)			12/16	12/16
Max Pipe Length (Pre-Charge)		m	20(7.5)	20(7.5)
Max Height Difference			8	8
Operation Range	Cooling	°CDB	21 to 52	21 to 52
Refrigerant			R410A	R410A

Dimensions

Models: ASGA18FETA-B / ASGA24FETA-B

(Unit : mm)

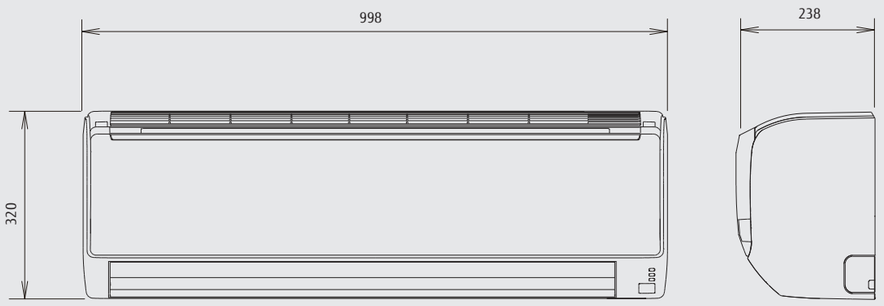

Model : ASGA09BMTA / ASGA12BMTA





Wireless R.C.



AOGR09BMTA
AOGR12BMTA

Refrigerant R32

Auto Changeover | Up/Down | Restart | Sleep | Program | Washable

More Comfort Airflow

Airflow volume is increased more than current model and comfortable cooling is delivered to every corner of the room.



Airflow volume
19% up!
than current model

(09 model)

Operation range up to 46°C

Improved operation range up to 46°C ambient temperature for Indian market.

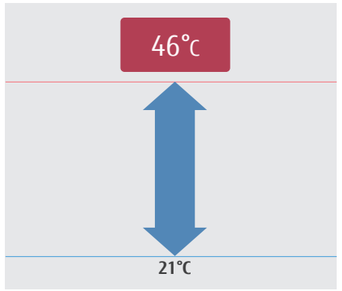

High efficient compact design

3-Star is achieved in both models by adopting the high-density heat exchanger, new stylish design, and new compressor.



High density heat exchanger



Making the tube thin:
Thin: 7mm → 5mm

Increase of heat exchanger volume by high density and adopting sub heat exchanger

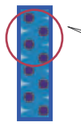

Even temperature

↓

Improved the heat exchanger effectiveness



More Convenient Timer

You can set an integrated ON-OFF or OFF-ON timer suitable for your life style.
(Setting time: 0.5, 1, 1.5, 2, 2.5, -----9.5, 10, 11, 12 hours)

From wake up to go to work

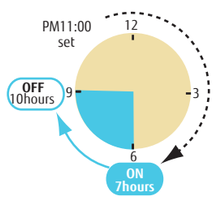

From sleep to wake up

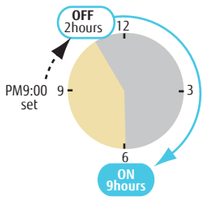



Adopting new refrigerant R32

R32 refrigerant is highly environmentally friendly for the reduction of the global warming potential than other refrigerant.

Refrigerant R32

Specifications

Model No.	Indoor unit		ASGA09BMTA	ASGA12BMTA
	Outdoor unit		AOGR09BMTA	AOGR12BMTA
Power Source		V/ Ø/Hz	230/1/50	230/1/50
Capacity	Cooling	kW	2.6	3.3
		BTU/h	8,900	11,300
Input Power	Cooling	kW	0.83	1.05
EER	Cooling	W/W	3.13	3.14
Running Current	Cooling	A	3.70	4.70
Moisture Removal		l/h	1.0	1.3
Sound Pressure	Indoor (High)	dB(A)	39	39
	Outdoor		51	51
Airflow Rate (High)	Indoor	m³/h	640	640
	Outdoor		1,880	1,780
Net Dimension H×W×D	Indoor	mm	262x820x206	262x820x206
Net Weight		kg(lbs)	7.5 (17)	7.5 (17)
	Outdoor	mm	540x680x252	540x680x252
		kg(lbs)	23 (51)	26 (57)
Piping Connections (Small / Large)		mm	6.35/9.52	6.35/9.52
Drain Pipe Diameter (I.D./O.D.)			13.8 / 15.8	13.8 / 15.8
Max Pipe Length (Pre-Charge)		m	15(7.5)	15(7.5)
Max Height Difference			5	5
Operation Range	Cooling	°CDB	21 to 46	21 to 46
Refrigerant			R32	R32

Dimensions

Models: ASGA09BMTA / ASGA12BMTA

(Unit : mm)

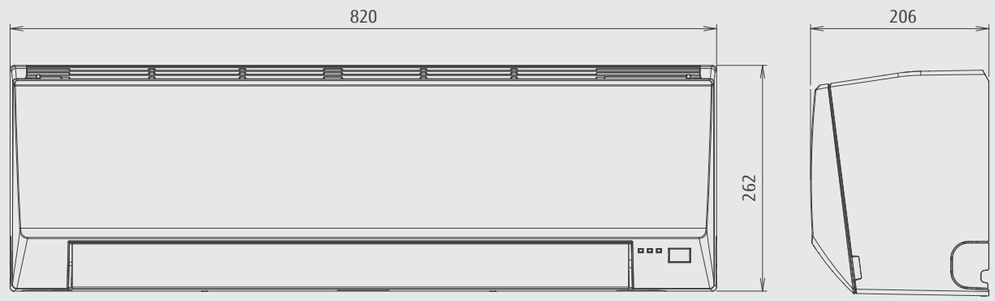

Model : ASGA18FTTA / ASGA24FTTA





Wireless R.C.



AOGA18FTTAH



AOGA24FTTAH

Refrigerant R410A

Diffuser | Powerful | Double | Adjust | Restart | Sleep | Program | Washable

Powerful airflow

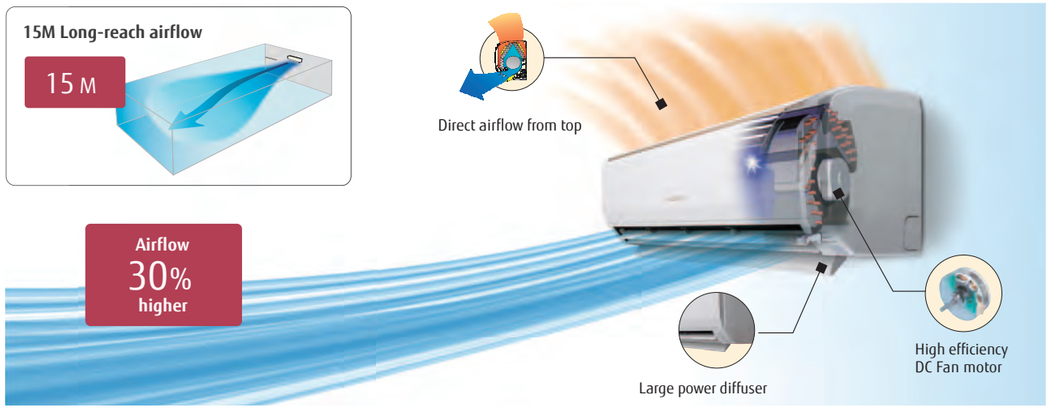

High EER in 5 star-rating

5-stars is achieved in both models by adopting new compressor and high density heat exchanger.

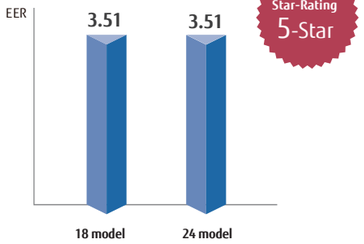

Hyper Tropical Compressor



Adopting the new high performance Rotary Compressor for R410A refrigerant.

High-density Heat Exchanger



Heat exchanger performance is substantially improved by using Ø7mm heat exchanger.

5 speed control

5-speed control provides a variety of airflow and quiet operation.

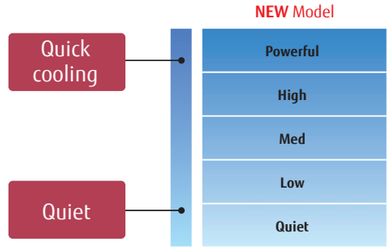

Operation range up to 52°C

Improved operation range up to 52°C ambient temperature for Indian market.

Optional parts

Wired Remote Controller: UTB-GUD

Specifications

Model No.	Indoor unit		ASGA18FTTA	ASGA24FTTA
	Outdoor unit		AOGA18FTTAH	AOGA24FTTAH
Power Source		V/ Ø/Hz	230/1/50	230/1/50
Capacity	Cooling	kW	5.30	6.50
		BTU/h	18,000	22,200
Input Power	Cooling	kW	1.51	1.85
EER	Cooling	W/W	3.51	3.51
Running Current	Cooling	A	6.8	8.3
Moisture Removal		l/h	1.7	2.2
Sound Pressure	Indoor (High)	dB(A)	43	49
	Outdoor		54	54
Airflow Rate (High)	Indoor	m³/h	985	1,120
	Outdoor		3,200	3,300
Net Dimension H×W×D	Indoor	mm	320x998x238	320x998x238
Net Weight		kg(lbs)	14(31)	14(31)
Net Dimension H×W×D	Outdoor	mm	650x830x320	830x900x330
Net Weight		kg(lbs)	51(112)	63(139)
Piping Connections (Small / Large)		mm	6.35/15.88	6.35/15.88
Drain Pipe Diameter (I.D./O.D.)			16.0/28.0	16.0/28.0
Max Pipe Length (Pre-Charge)		m	20(7.5)	20(7.5)
Max Height Difference			8	8
Operation Range	Cooling	°CDB	21 to 52	21 to 52
Refrigerant			R410A	R410A

Dimensions

Models: ASGA18FTTA / ASGA24FTTA

(Unit : mm)

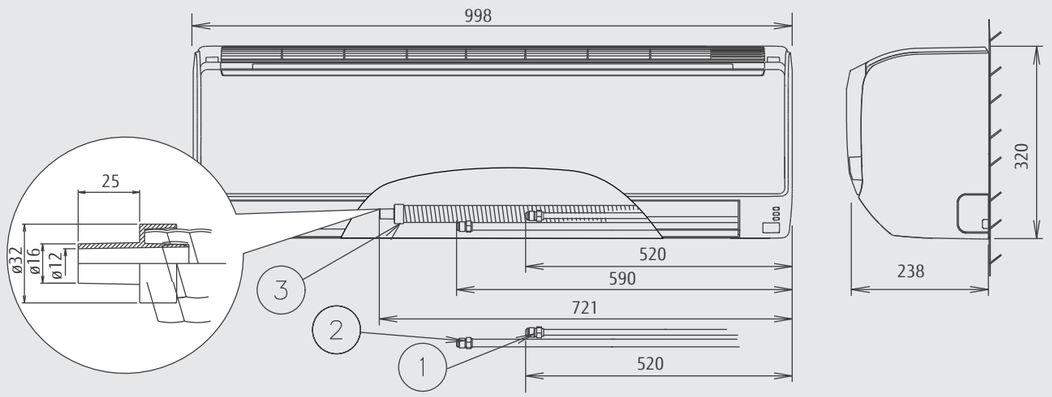

① Refrigerant pipe flare connection (Liquid)
② Refrigerant pipe flare connection (Gas)
③ Drain hose connection (Drain hose)

Model : ASGA18FMTA / ASGA24FMTA





Wireless R.C.



AOGA18FMTAH
AOGA24FMTAH

Refrigerant R410A

Diffuser | Powerful | Double | Adjust | Restart | Sleep | Program | Washable

Powerful airflow

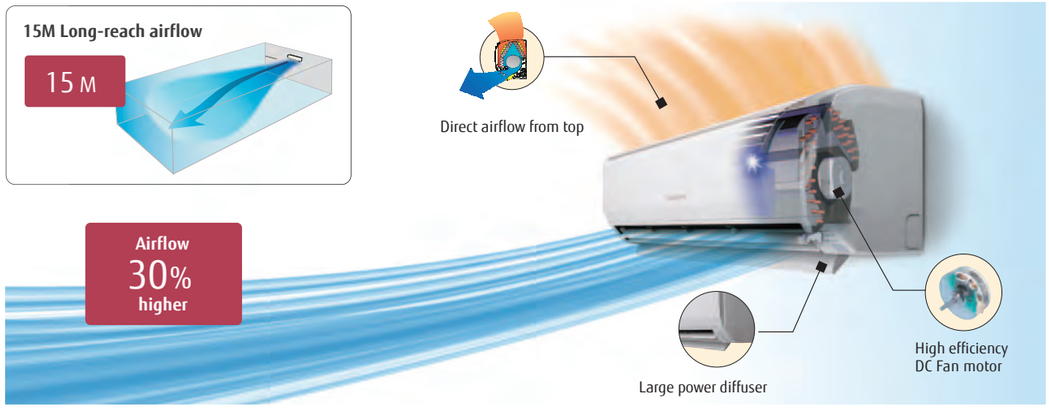

High efficiency at tropical climate

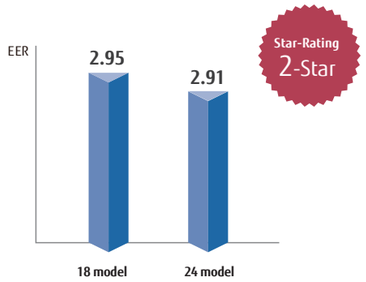

Hyper Tropical Compressor



Adopting the new high performance Rotary Compressor for R410A refrigerant.

High-density Heat Exchanger



Heat exchanger performance is substantially improved by using Ø7mm heat exchanger.

5 speed control

5-speed control provides a variety of airflow and quiet operation.

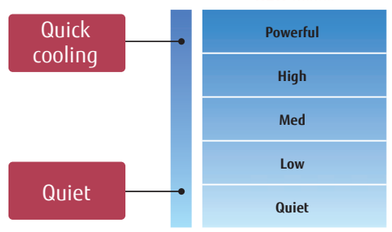

Operation range up to 52°C

Improved operation range up to 52°C ambient temperature for Indian market.

Optional parts

Wired Remote Controller: UTB-GUD

Specifications

Model No.	Indoor unit		ASGA18FMTA	ASGA24FMTA
	Outdoor unit		AOGA18FMTAH	AOGA24FMTAH
Power Source		V/ Ø/Hz	230/1/50	230/1/50
Capacity	Cooling	kW	5.4	7.15
		BTU/h	18,400	24,400
Input Power	Cooling	kW	1.83	2.46
EER	Cooling	W/W	2.95	2.91
Running Current	Cooling	A	8.2	11.8
Moisture Removal		l/h	1.8	2.5
Sound Pressure	Indoor (High)	dB(A)	44	47
	Outdoor		54	55
Airflow Rate (High)	Indoor	m³/h	1,020	1,150
	Outdoor		3,400	3,200
Net Dimension H×W×D	Indoor	mm	320x998x238	320x998x238
Net Weight		kg(lbs)	13(29)	13(29)
Net Dimension H×W×D	Outdoor	mm	650x830x320	650x830x320
Net Weight		kg(lbs)	47(103)	55(121)
Piping Connections (Small / Large)		mm	6.35/15.88	6.35/15.88
Drain Pipe Diameter (I.D./O.D.)			12.0/16.0	12.0/16.0
Max Pipe Length (Pre-Charge)		m	20(7.5)	20(7.5)
Max Height Difference			8	8
Operation Range	Cooling	°CDB	21 to 52	21 to 52
Refrigerant			R410A	R410A

Dimensions

Models: ASGA18FMTA / ASGA24FMTA

(Unit : mm)

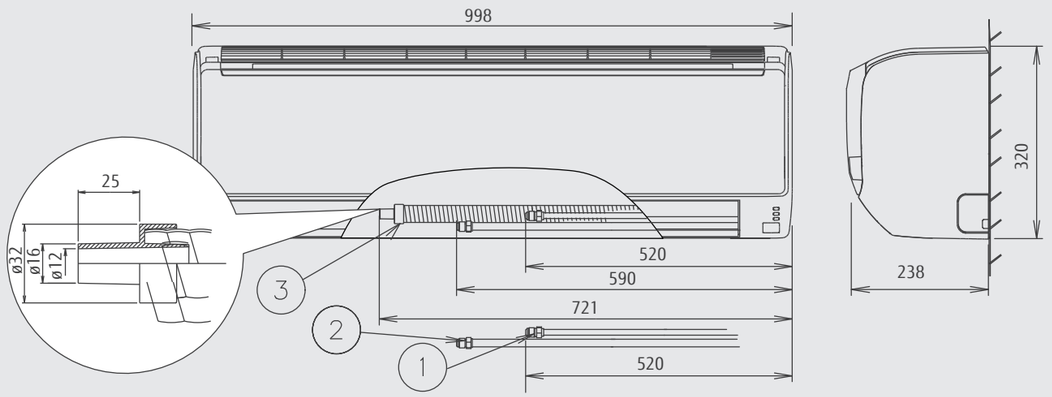

① Refrigerant pipe flare connection (Liquid)
② Refrigerant pipe flare connection (Gas)
③ Drain hose connection (Drain hose)

CONSTANT SPEED WALL MOUNTED

Model : ASGA09BMTA-A / ASGA12BMTA-A





Wireless R.C.



AOGR09BMTA-A
AOGR12BMTA-A

Refrigerant R32

Auto Changeover | Up/Down | Restart | Sleep | Program | Washable

More Comfort Airflow

Airflow volume is increased more than current model and comfortable cooling is delivered to every corner of the room.



Airflow volume
19% up!
than current model

(09 model)

Operation range up to 46°C

Improved operation range up to 46°C ambient temperature for Indian market.

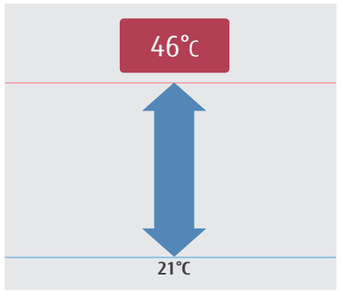

High efficient compact design

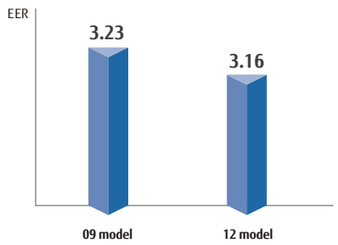

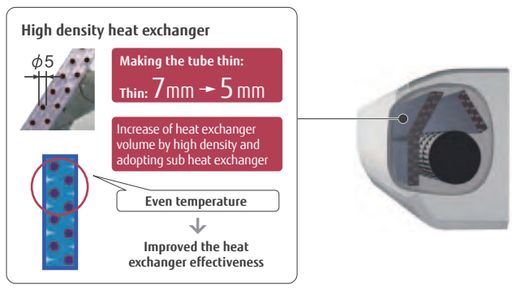

More Convenient Timer

From wake up to go to work

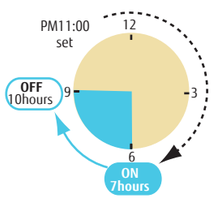

From sleep to wake up

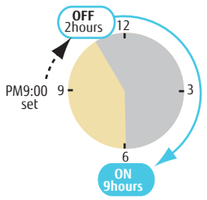



Adopting new refrigerant R32

R32 refrigerant is highly environmentally friendly for the reduction of the global warming potential than other refrigerant.

Refrigerant R32

Specifications

Model No.	Indoor unit		ASGA09BMTA-A	ASGA12BMTA-A
	Outdoor unit		AOGR09BMTA-A	AOGR12BMTA-A
Power Source		V/Ø/Hz	220-230-240/1/50	220-230-240/1/50
Capacity	Cooling	kW	2.55-2.55-2.55	3.25-3.25-3.25
		BTU/h	8,700-8,700-8,700	11,000-11,000-11,000
Input Power	Cooling	kW	0.77-0.79-0.82	1.01-1.03-1.06
EER	Cooling	W/W	3.31-3.23-3.11	3.22-3.16-3.07
Running Current	Cooling	A	3.6-3.5-3.5	4.7-4.6-4.6
Moisture Removal		l/h	1.0	1.3
Sound Pressure*	Indoor (High)	dB(A)	39-39-39	39-39-39
	Outdoor		51-51-51	51-51-51
Airflow Rate (High)	Indoor	m^3/h	640	640
	Outdoor		1,880	1,780
Net Dimension H×W×D	Indoor	mm	262x820x206	262x820x206
Net Weight		kg(lbs)	7.5 (17)	7.5 (17)
	Outdoor	mm	540x680x252	540x680x252
		kg(lbs)	23.0 (51)	26.0 (57)
Piping Connections (Small / Large)		mm	6.35/9.52	6.35/9.52
Drain Pipe Diameter (I.D./O.D.)			13.8 / 15.8 to 16.7	13.8 / 15.8 to 16.7
Max Pipe Length (Pre-Charge)		m	15(7.5)	15(7.5)
Max Height Difference			5	5
Operation Range	Cooling	°CDB	21 to 46	21 to 46
Refrigerant			R32	R32

*:Specifications of sound pressure level are provisional for your reference. The contents of formal specifications might be different from these.

Dimensions

Models: ASGA09BMTA-A / ASGA12BMTA-A

(Unit : mm)

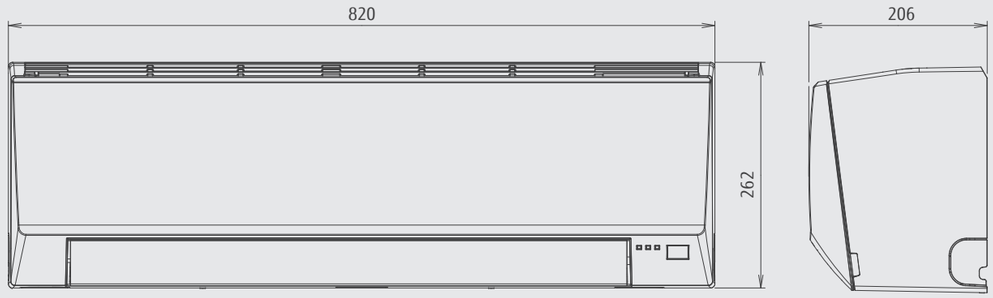

CONSTANT SPEED WALL MOUNTED

NEW **Model :** ASGA09FNTA / ASGA12FNTA





Wireless R.C.



AOGA09FNTA
AOGA12FNTA

Refrigerant R410A

Auto Changeover | Up/Down | Restart | Sleep | Program | Washable

More Comfort Airflow

Airflow volume is increased more than current model and comfortable cooling is delivered to every corner of the room.



Airflow volume
19% up!
than current model

Operation range up to 46°C

Improved operation range up to 46°C ambient temperature for Indian market.

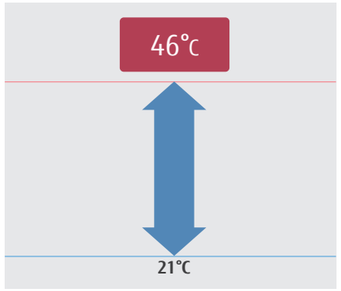

Technology to achieve high efficiency

In the indoor unit, the thin 5mm pipe is used to increase the total number of the pipes in the heat-exchanger enabling to use the entire parts of the heat-exchanger, which enhances the efficiency of heat exchanging.

High density heat exchanger



Making the tube thin:
Thin: 7mm → 5mm

Increase of heat exchanger volume by high density

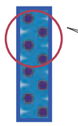

Even temperature

Improved the heat exchanger effectiveness



More Convenient Timer

From wake up to go to work

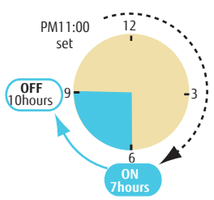

From sleep to wake up

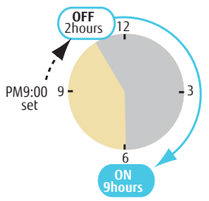



Specifications

Model No.	Indoor unit		ASGA09FNTA	ASGA12FNTA
	Outdoor unit		AOGA09FNTA	AOGA12FNTA
Power Source		V/Ø/Hz	220-240/1/50	220-240/1/50
Capacity	Cooling	kW	2.75-2.75	3.25-3.25
		BTU/h	9,400-9,400	11,100-11,100
Input Power	Cooling	kW	0.91-0.94	1.21-1.28
EER	Cooling	W/W	3.02-2.93	2.69-2.54
Running Current	Cooling	A	4.3-4.1	5.7-5.5
Moisture Removal		l/h		
Sound Pressure*	Indoor (High)	dB(A)	39-39	39-39
	Outdoor			
Airflow Rate (High)	Indoor	m³/h	640	640
	Outdoor			
Net Dimension H×W×D	Indoor	mm	262x820x206	262x820x206
Net Weight		kg(lbs)	7.5 (17)	7.5 (17)
	Outdoor	mm	540x680x252	540x680x252
		kg(lbs)	26.0 ( )	27.0 ( )
Piping Connections (Small / Large)		mm	6.35 / 9.52	6.35 / 9.52
Drain Pipe Diameter (I.D./O.D.)			13.8 / 15.8 to 16.7	13.8 / 15.8 to 16.7
Max Pipe Length (Pre-Charge)		m	10(7.5)	15(7.5)
Max Height Difference			5	8
Operation Range	Cooling	°CDB	21 to 46	21 to 46
Refrigerant			R410A	R410A

Dimensions

Models: ASGA09FNTA / ASGA12FNTA

(Unit : mm)

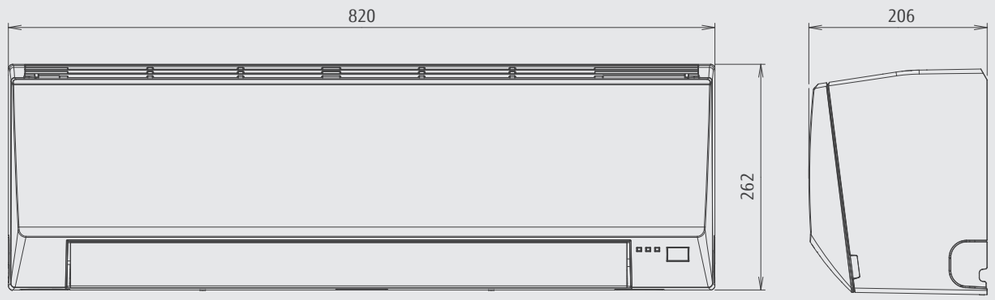

CONSTANT SPEED WALL MOUNTED

Model : ASGA18FMTA-A / ASGA24FMTA-A





Wireless R.C.



AOGA18FMTAHA
AOGA24FMTAHA

Refrigerant R410A

Diffuser | Powerful | Double | Adjust | Restart | Sleep | Program | Washable

Improve Energy Efficiency

The higher EER is achieved than our previous models*: 230V

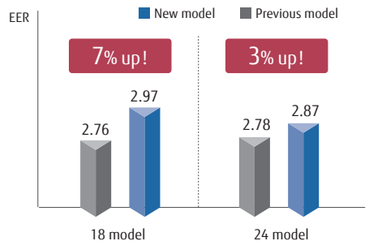

Quiet Operation

Quiet operation sound is able to expand the applications of the air conditioners.

Operation in Quiet mode

Sound level 34dB(A)



Flexible Piping Installation

Sufficient pipe length and height difference is provided, which enables to enhance the flexibility of installation.

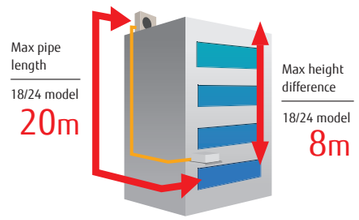

Power Diffuser

Power diffuser makes it possible for the air flow to reach every corner of the room.

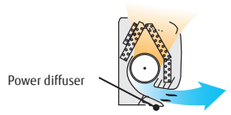



Operation In High Ambient Temperature

The operation is secured under the ambient temperature of up to 52 degrees Celsius in cooling operation.

Cooling Max. 52°C



Washable Front Panel

The front panel is easily detachable and is washable, which enables to the air conditioner always clean.



Optional parts

Wired Remote Controller:	UTB-GUD
Simple Remote Controller:	UTY-RSNGM
External Connect Kit:	UTY-XWZX

Specifications

Model No.	Indoor unit		ASGA18FMTA-A	ASGA24FMTA-A
	Outdoor unit		AOGA18FMTAHA	AOGA24FMTAHA
Power Source		V/Ø/Hz	220 - 230 - 240 / 1 / 50	220 - 230 - 240 / 1 / 50
Capacity		Btu/h	18,400 - 18,400 - 18,400	24,400 - 24,400 - 24,400
		kW	5.40 - 5.40 - 5.40	7.15 - 7.15 - 7.15
Input Power		kW	1.79 - 1.82 - 1.87	2.44 - 2.49 - 2.60
EER		kW/kW	3.02 - 2.97 - 2.89	2.93 - 2.87 - 2.75
Current		A	8.2 - 8.2 - 8.2	11.8 - 12.0 - 12.6
Noise (Indoor)	High	dB(A)	44 - 44 - 44	47 - 47 - 47
Noise (Outdoor)		dB(A)	53 - 54 - 54	55 - 55 - 56
Airflow Rate (Indoor)	H/M/L/Q	m^3/h	(under consideration)	(under consideration)
Net Dimension H x W x D	Indoor unit	mm	320 x 998 x 238	320 x 998 x 238
		kg (lbs)	13.0(29)	13.0(29)
	Outdoor unit	mm	650 x 830 x 320	650 x 830 x 320
		kg (lbs)	47.0(103)	55.0(121)
Piping Connections (Liquid / Gas)		mm	6.35 / 15.88	6.35 / 15.88
Drain Hose			12(I.D.) / 16(O.D.)	12(I.D.) / 16(O.D.)
Max Pipe Length (Pre-Charge)		m	20 (7.5)	20 (7.5)
Max Height Difference			8	8
Operation Range		°CDB	21 to 52	21 to 52
Refrigerant			R410A	R410A

Dimensions

Models: ASGA18FMTA-A / ASGA24FMTA-A

(Unit : mm)

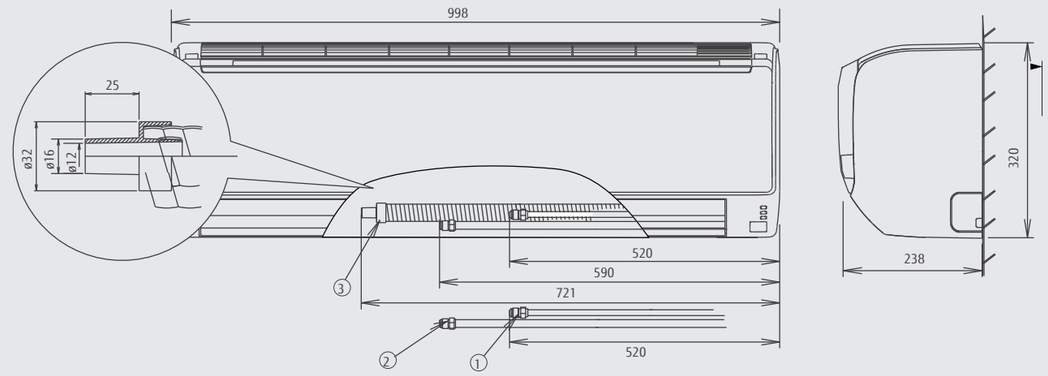

① Refrigerant pipe flare connection (Liquid)
② Refrigerant pipe flare connection (Gas)
③ Drain hose connection (Drain hose)

CONSTANT SPEED

WALL MOUNTED

Model : ASGA09AEC / ASGA12AEC





Wireless R.C.



AOGR09AEC



AOGR12AEC



Auto swing louver

6-step air directions by auto swing louver.

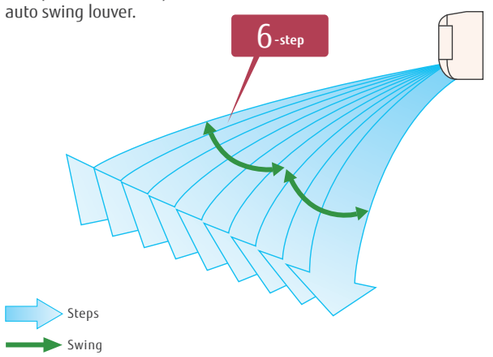

Symmetrical design

Symmetrical, clean design that suits all interiors.



Powerful output in spite of small size

Though the indoor unit is compact, it features a large, high pressure cross fan (90mm diameter) in a center mounted configuration and a lambda type heat exchanger to provide plenty of power. The extra long diffuser provides a wide outflow opening for air. This ensures a large air outflow volume over a wide area to cool or heat all areas of the room.



Easy maintenance

Easy maintenance has been realized as the front panel can be removed for easy access.



Specifications

Model No.	Indoor unit		ASGA09AEC	ASGA12AEC
	Outdoor unit		AOGR09AEC	AOGR12AEC
Power Source		V/ Ø/Hz	220-240/1/50	220-240/1/50
Capacity	Cooling	kW	2.60-2.60	3.40-3.45
		BTU/h	8,900-8,900	11,600-11,800
Input Power	Cooling	kW	0.86-0.89	1.27-1.33
EER	Cooling	W/W	3.02-2.92	2.68-2.59
Running Current	Cooling	A	4.0-3.9	6.1-6.2
Moisture Removal		l/h	1.3	1.8
Sound Pressure	Indoor (High)	dB(A)	39	39
	Outdoor		44-45	45-46
Airflow Rate (High)	Indoor	m³/h	540	540
	Outdoor		1,350	1,760-1,830
Net Dimension H×W×D	Indoor	mm	257x808x197	257x808x197
Net Weight		kg(lbs)	8 (18)	8 (18)
	Outdoor	mm	535x650x250	535x695x250
		kg(lbs)	24 (53)	30 (66)
Piping Connections (Small / Large)		mm	6.35/9.52	6.35/12.7
Max Pipe Length (Pre-Charge)		m	10(7.5)	15(7.5)
Max Height Difference			5	8
Operation Range	Cooling	°CDB	21 to 43	21 to 43
Refrigerant			R22	R22

Dimensions

Models: ASGA09AEC / ASGA12AEC

(Unit : mm)

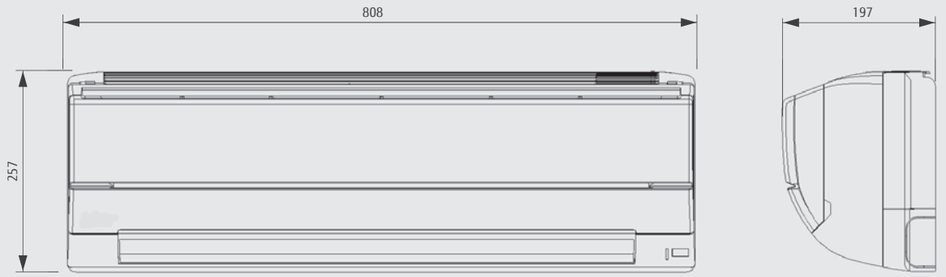

CONSTANT SPEED

WALL MOUNTED

Model : ASGA18AET / ASGA24AET / ASGA30AFT





Wireless R.C.



AOGR18AETH
AOGR24AETH



AOGR30AFT

Diffuser Powerful Double Adjust Restart Sleep Program Washable

High EER (24AET)



Powerful mode function

Operates at maximum air flow in the cooland fan operation modes, and quicklymakes the room comfortable.

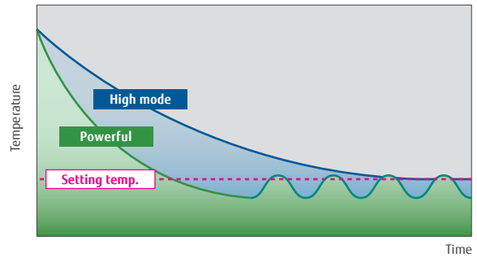

Flexible installation

Previous model (18/24AET)



New model



Multi airflow

Large independently driven power diffuser used

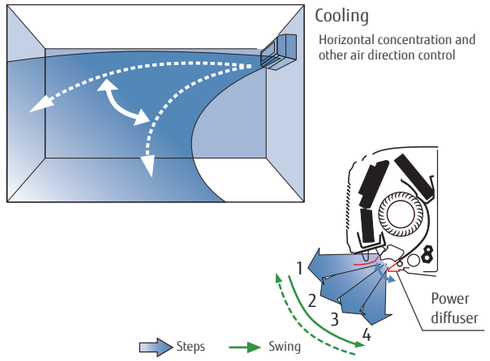

Optional parts

Wired Remote Controller: UTB-GUD

Specifications

Model No.	Indoor unit		ASGA18AET	ASGA24AET	ASGA30AFT
	Outdoor unit		AOGR18AETH	AOGR24AETH	AOGR30AFT
Power Source		V/Ø/Hz	230/1/50	230/1/50	220-240/1/50
Capacity	Cooling	kW	5.3	7.11	8.05-8.20
		BTU/h	18,100	24,200	27,500-28,000
Input Power	Cooling	kW	1.92	2.56	2.96-3.08
EER	Cooling	W/W	2.76	2.78	2.72-2.66
Running Current	Cooling	A	8.8	12.2	13.6-14.6
Moisture Removal		l/h	2.0	2.5	2.0
Sound Pressure	Indoor (High)	dB(A)	43	46	49-49
	Outdoor		53	54	53
Airflow Rate (High)	Indoor	m³/h	985	1,090	1,200-1,200
	Outdoor		3,120	3,120	3,300
Net Dimension H×W×D	Indoor	mm	320x998x238	320x998x238	320x998x238
Net Weight		kg(lbs)	14.0 (31)	14.0 (31)	14(31)
	Outdoor	mm	650x830x320	650x830x320	830x900x330
		kg(lbs)	46.0 (101)	57.0 (125)	72(158)
Piping Connections (Small / Large)		mm	9.52/15.88	9.52/15.88	9.52/15.88
Drain Pipe Diameter (I.D./O.D.)			16.0/28.0	16.0/28.0	16.0/28.0
Max Pipe Length (Pre-Charge)		m	20(7.5)	20(7.5)	30(7.5)
Max Height Difference			8	8	15
Operation Range	Cooling	°CDB	21 to 52	21 to 52	21 to 52
Refrigerant			R22	R22	R22

Dimensions

Models: ASGA18AET / ASGA24AET / ASGA30AFT

(Unit : mm)

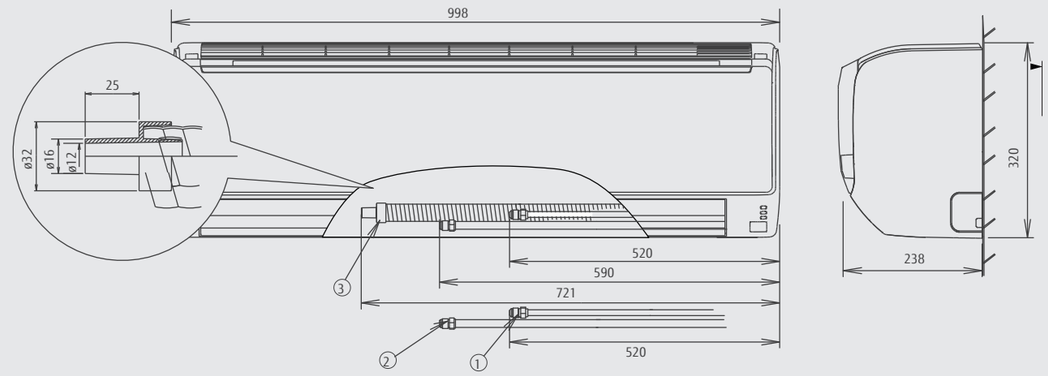

① Refrigerant pipe flare connection (Liquid)
② Refrigerant pipe flare connection (Gas)
③ Drain hose connection (Drain hose)

CONSTANT SPEED

WALL MOUNTED

Model : ASG18ABC-W / ASG24ABC-W
ASG18RBAJ / ASG24RBAJ / ASG30RBAJ





Wireless R.C.



AOGR18AAT, AOG18RNAKH
AOGR24AAT, AOG24RNAKH



AOGR30RAT

Diffuser Double Adjust Restart Steep Program

Multi airflow

Large independently driven power diffuser used

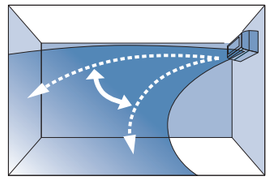

Cooling

Horizontal concentration and other air direction control

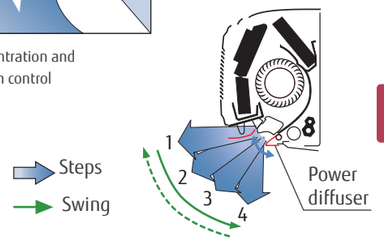

Large independently driven power diffuser

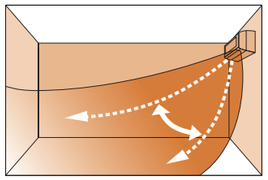

Heating

Wide down flow

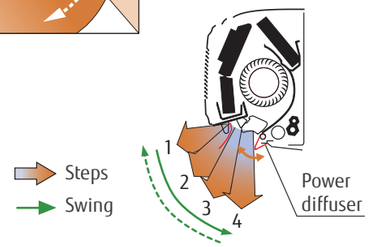

Low noise

- High efficiency fan construction ⇒ ø7mm Lambda type evaporator improves the airflow path
- Large independently driven power diffuser

Low noise 34dB (ASG18R)



Easy installation

Expanded work space at bottom of casing increases piping space by 15%.



Others

- Double auto swing
- 2-way draining route

Powerful output in spite of small size

Though the indoor unit is compact, it features a large, high pressure cross fan (107mm diameter) in a center mounted configuration and a lambda type heat exchanger to provide plenty of power. The extra long diffuser provides a wide outflow opening for air. This ensures a large air outflow volume over a wide area to cool or heat all areas of the room.



Specifications

Model No.	Indoor unit		ASG18ABC-W	ASG24ABC-W	ASG18RBAJ	ASG24RBAJ	ASG30RBAJ
	Outdoor unit		AOGR18AAT	AOGR24AAT	AOG18RNAKH	AOG24RNAKH	AOGR30RAT
Power Source		V/Ø/Hz	220-240/1/50	220-240/1/50	220-240/1/50	220-240/1/50	220-240/1/50
Capacity	Cooling	kW	5.30-5.40	6.80-6.90	5.30-5.40	6.60-6.80	7.80-8.00
		BTU/h	18,100-18,400	23,200-23,500	18,100-18,400	22,500-23,200	26,600-27,300
	Heating	kW	–	–	5.50-5.60	7.60-7.80	8.55-8.80
		BTU/h	–	–	18,700-19,100	25,900-26,600	29,200-30,000
Input Power	Cooling/Heating	kW	2.12-2.18 / –	2.62-2.72 / –	1.83-1.91 / 1.70-1.75	2.53-2.56 / 2.53-2.68	2.93-3.05 / 3.13-3.25
EER	Cooling	W/W	2.50-2.28	2.60-2.54	2.90-2.83	2.61-2.56	2.66-2.62
COP	Heating		–	–	3.24-3.20	3.00-2.91	2.73-2.71
Running Current	Cooling/Heating	A	9.8-9.4 / –	12.8-13.4 / –	8.5-8.5 / 7.8-7.8	12.0-12.2 / 12.0-12.4	13.7-13.5 / 14.5-14.4
Moisture Removal		l/h	2.0	2.5	2.0	2.5	3.0
Sound Pressure	Indoor (High)	dB(A)	40-42	43-45	40-42	43-45	47-48
	Outdoor		56	56	53	54	54
Airflow Rate (High)	Indoor	m^3/h	750-840	880-950	750-840	880-950	1,020-1,050
	Outdoor		2,590	2,590	3,200	3,200	3,320
Net Dimension H×W×D	Indoor	mm	320x1,120x220	320x1,120x220	320x1,120x220	320x1,120x220	320x1,120x220
Net Weight		kg(lbs)	16(35)	16(35)	16 (35)	16 (35)	16 (35)
	Outdoor	mm	643x840x336	643x840x336	650x830x320	650x830x320	900x900x350
		kg(lbs)	66(145)	63(139)	56 (123)	60 (132)	80 (1760)
Piping Connections (Small / Large)		mm	9.52/15.88	9.52/15.88	9.52/15.88	9.52/15.88	9.52/15.88
Drain Pipe Diameter (I.D./O.D.)			16.0/28.0	16.0/28.0	16.0/28.0	16.0/28.0	16.0/28.0
Max Pipe Length (Pre-Charge)		m	20(7.5)	20(7.5)	20(7.5)	20(7.5)	25(7.5)
Max Height Difference			8	8	8	8	15
Operation Range	Cooling	°CDB	20 to 52	20 to 52	0 to 43	0 to 43	0 to 43
	Heating		–	–	-6 to 24	-6 to 24	-6 to 24
Refrigerant			R22	R22	R22	R22	R22

Dimensions

Models: ASG18ABC-W / ASG24ABC-W / ASG18RBAJ / ASG24RBAJ / ASG30RBAJ

(Unit : mm)

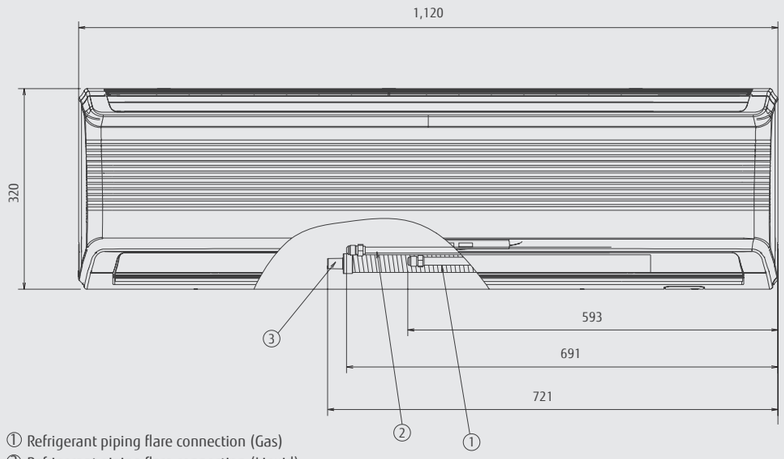

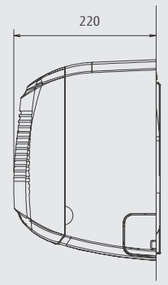

① Refrigerant piping flare connection (Gas)
② Refrigerant piping flare connection (Liquid)
③ Drain piping connection

CONSTANT SPEED

CEILING WALL

Model : AWG18ABC-W / AWG24ABC-W / AWG30ABD-W





Wireless R.C.



AOG18AZE
AOG24AKA



AOG30AMAH







Larger, wider airflow

Introduction of the top air intake reduces the curvature of the air flow path thereby achieving lower air resistance, lower noise and larger air volume.

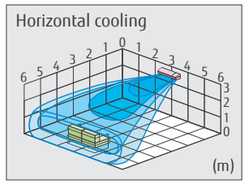

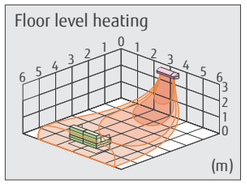

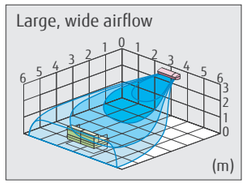

Interior emphasized simple form

Optimum design for rooms in which you want to enjoy the interior design. This is our unique design which allows installation at a high position (on the wall near the ceiling).



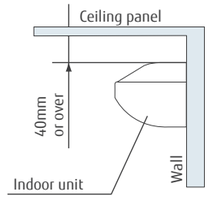

High efficiency

High output and high efficiency are achieved by using a DC motor.

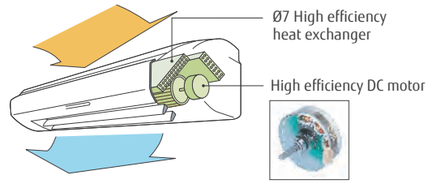

Easy maintenance

Drain pan can be easily removed for thorough washing without removing the unit from the wall.

Low noise

Suppressing the turbulence by providing vertical grooves on the quiet louver and the right / left louvre reduces annoying noise.

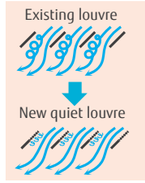

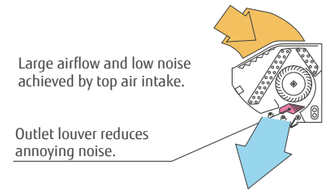

Specifications

Model No.	Indoor unit		AWG18ABC-W	AWG24ABC-W	AWG30ABD-W
	Outdoor unit		AOG18AZE	AOG24AKA	AOG30AMAH
Power Source		V/Ø/Hz	220-240/1/50	220-240/1/50	220-240/1/50
Capacity	Cooling	kW	5.30-5.40	6.80-6.90	8.05-8.20
		BTU/h	18,000-18,400	23,200-23,600	27,500-28,000
Input Power	Cooling	kW	2.12-2.18	2.53-2.62	2.85-3.00
EER	Cooling	W/W	2.50-2.48	2.69-2.63	2.83-2.73
Running Current	Cooling	A	9.8-9.4	12.0-12.3	13.3-13.6
Moisture Removal		l/h	2.0	2.5	3.0
Sound Pressure	Indoor (High)	dB(A)	40	44	47
	Outdoor		56	56	54
Airflow Rate (High)	Indoor	m^3/h	760	900	950
	Outdoor		2,590	2,590	3,320
Net Dimension H×W×D	Indoor	mm	270x1,150x285	270x1,150x285	270x1,150x285
Net Weight		kg(lbs)	16 (35)	16 (35)	16 (35)
	Outdoor	mm	650x830x320	643x840x336	900x900x350
		kg(lbs)	46 (101)	67 (147)	79 (174)
Piping Connections (Small / Large)		mm	9.52/15.88	9.52/15.88	9.52/15.88
Drain Pipe Diameter (I.D./O.D.)			16.0/28.0	16.0/28.0	16.0/28.0
Max Pipe Length (Pre-Charge)		m	20(7.5)	20(7.5)	30(7.5)
Max Height Difference			8	8	15
Operation Range	Cooling	°CDB	21 to 52	21 to 52	0 to 52
Refrigerant			R22	R22	R22

Dimensions

Models: AWG18ABC-W / AWG24ABC-W / AWG30ABD-W

(Unit : mm)

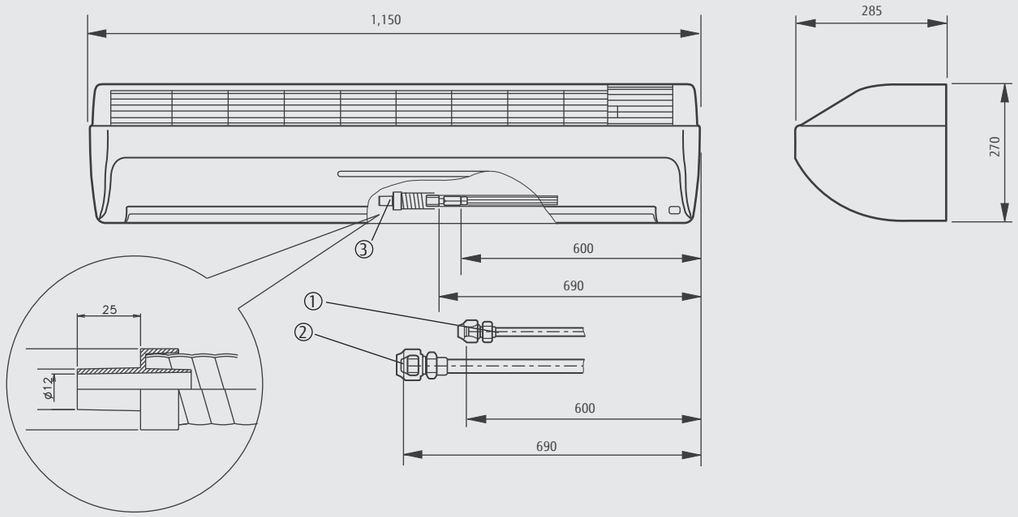

COMPACT CASSETTE

Model : AUG12FBAB / AUG18FBAB
AUG12UBAB / AUG18UBAB





Wireless R.C.



AOG12FSAJ, AOG12USAJL
AOG18FNCNL, AOG18UNCNL

Refrigerant R410A



Comfortable air flow

4 step swing

Auto air flow direction and auto swing

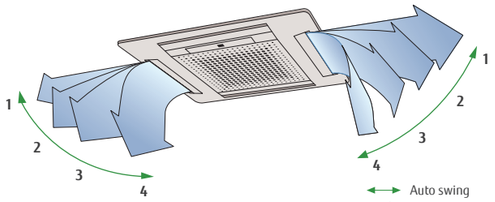

2-4 way air flow system

Select 2-way, 3-way or 4-way air flow to suit your needs.

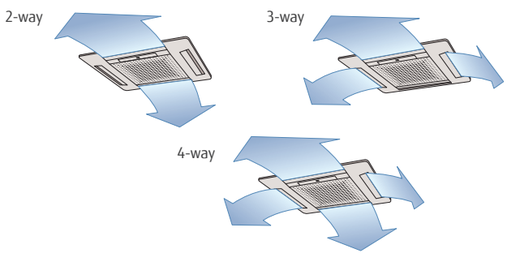

Duct connection hole opening

Fresh air can be introduced through this opening

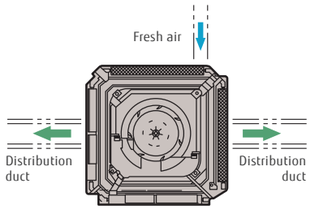

Conditioned air can be distributed by means of a distribution duct

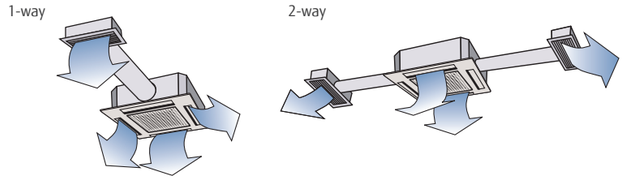

Additional grille (optional parts)

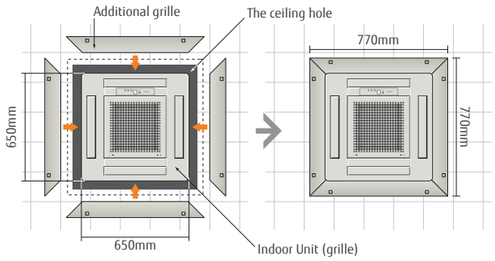

Compact size

Compact grille fits European ceiling panel (650 x 650 mm)

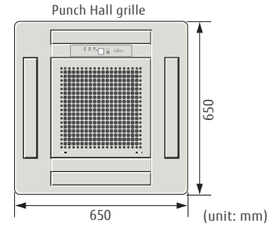

Condensate pump lift to 400mm



Optional parts

Additional Grille: UTG-AGDA-W

Specifications

Model No.	Indoor unit		AUG12FBAB	AUG18FBAB	AUG12UBAB	AUG18UBAB
	Outdoor unit		AOG12FSAJ	AOG18FNCNL	AOG12USAJL	AOG18UNCNL
Power Source		V/Ø/Hz	230/1/50	230/1/50	230/1/50	230/1/50
Capacity	Cooling	kW	3.60	5.00	3.55	4.85
		BTU/h	12,300	17,000	12,100	16,500
	Heating	kW	–	–	4.00	5.40
		BTU/h	–	–	13,600	18,400
Input Power	Cooling/Heating	kW	1.24 / –	1.90 / –	1.24 / 1.21	1.85 / 2.00
EER	Cooling	W/W	2.90	2.63	2.86	2.62
COP	Heating		–	–	3.31	2.70
Running Current	Cooling/Heating	A	5.5	8.5 / –	5.5 / 5.4	8.2 / 9.2
Moisture Removal		l/h	1.3	2.1	1.3	2.1
Sound Pressure	Indoor (High)	dB(A)	42	44	43	44
	Outdoor		49	52	49	52
Airflow Rate (High)	Indoor	m^3/h	550	620	550	620
	Outdoor		1,600	3,400	1,600	3,200
Net Dimension H×W×D	Indoor / Grille	mm	235x580x580/35x650x650	235x580x580/35x650x650	235x580x580/35x650x650	235x580x580/35x650x650
Net Weight		kg(lbs)	18.0(40)/2.2(5)	18.0(40)/2.2(5)	18.0(40)/2.2(5)	18.0(40)/2.2(5)
	Outdoor	mm	530x750x250	650x830x320	530x750x250	650x830x320
		kg(lbs)	34(75)	47(103)	34(75)	52(114)
Piping Connections (Small / Large)		mm	6.35/9.52	6.35/12.7	6.35/9.52	6.35/12.7
Drain Pipe Diameter (I.D./O.D.)			25.0/32.0	25.0/32.0	25.0/32.0	25.0/32.0
Max Pipe Length (Pre-Charge)		m	20(7.5)	20(7.5)	20(7.5)	20(7.5)
Max Height Difference			8	8	8	8
Operation Range	Cooling	°CDB	21 to 43	0 to 43	0 to 43	0 to 43
	Heating		–	–	-7 to 24	-7 to 24
Refrigerant			R22	R22	R22	R22
Cassette Grille			UTG-UDGD-W	UTG-UDGD-W	UTG-UDGD-W	UTG-UDGD-W

Dimensions

Models: AUG12FBAB / AUG18FBAB / AUG12UBAB / AUG18UBAB

(Unit : mm)

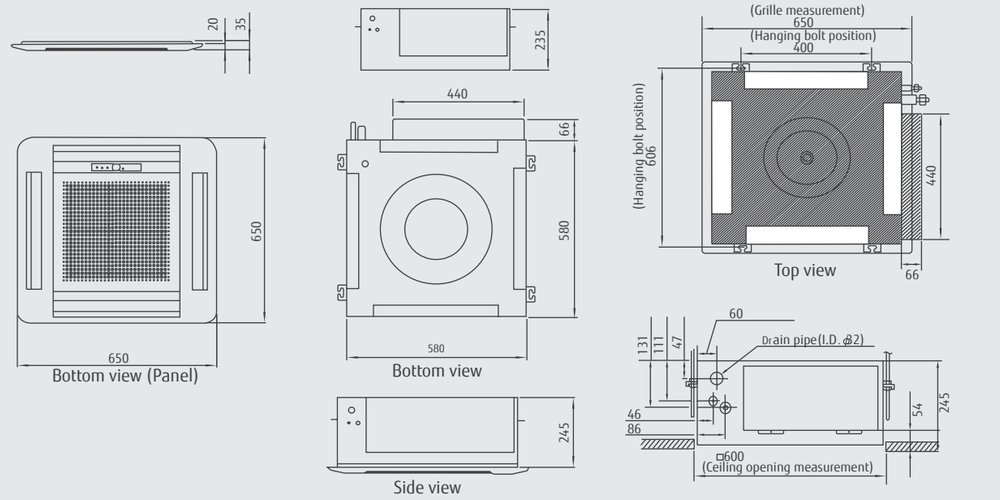

COMPACT CASSETTE

Model : AUG12ABAB / AUG18ABAB
AUG12RBAB / AUG18RBAB





Wireless R.C.



AOG12AMAJL, AOG12RMAJL
AOG18ANCKL, AOG18RNCKL



Comfortable air flow

4 step swing

Auto air flow direction and auto swing

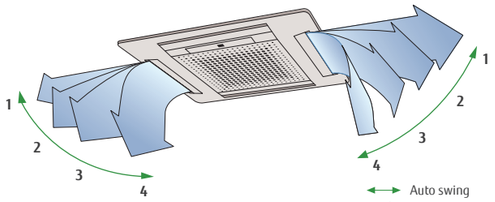

2-4 way air flow system

Select 2-way, 3-way or 4-way air flow to suit your needs.

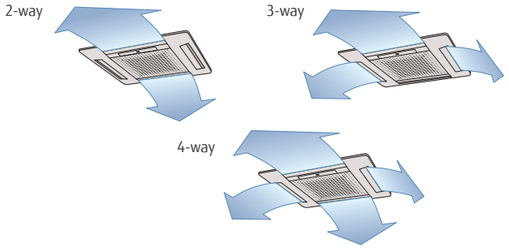

Duct connection hole opening

Fresh air can be introduced through this opening

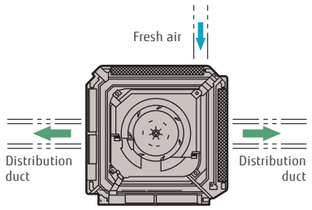

Conditioned air can be distributed by means of a distribution duct

1-way

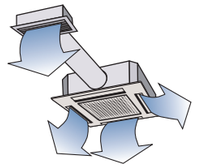

2-way

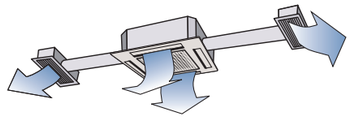

Additional grille (optional parts)

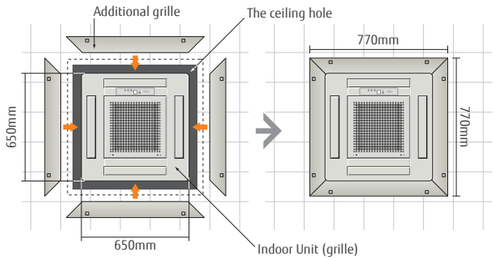

Compact size

Compact grille fits European ceiling panel (650 x 650 mm)

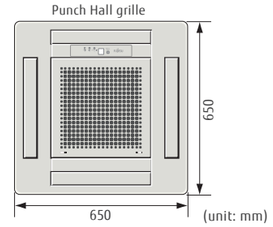

Condensate pump lift to 400mm



Optional parts

Additional Grille: UTG-AGDA-W

Specifications

Model No.	Indoor unit		AUG12ABAB	AUG18ABAB	AUG12RBAB	AUG18RBAB
	Outdoor unit		AOG12AMAJL	AOG18ANCKL	AOG12RMAJL	AOG18RNCKL
Power Source		V/Ø/Hz	220-240/1/50	220-240/1/50	220-240/1/50	220-240/1/50
Capacity	Cooling	kW	3.65-3.70	4.95-5.10	3.55-3.60	4.85-5.00
		BTU/h	12,400-12,600	16,900-17,400	12,100-12,300	16,600-17,100
	Heating	kW	–	–	4.00-4.10	5.30-5.45
		BTU/h	–	–	13,700-14,000	18,100-18,600
Input Power	Cooling/Heating	kW	1.36-1.44 / –	1.80-1.90 / –	1.26-1.34 / –	1.75-1.85 / 1.85-1.95
EER	Cooling	W/W	2.68-2.57	2.75-2.68	2.82-2.69	2.77-2.70
COP	Heating		–	–	3.33-3.20	2.86-2.79
Running Current	Cooling/Heating	A	6.30-6.50 / –	8.50-8.00 / –	5.90-6.10 / 5.70-5.80	8.5-8.0 / 9.0-8.5
Moisture Removal		l/h	1.6	2.1	1.6	2.1
Sound Pressure	Indoor (High)	dB(A)	42	44	42	44
	Outdoor		49	52	49	52
Airflow Rate (High)	Indoor	m^3/h	550	650	550	650
	Outdoor		1,600	3,500	1,600	3,500
Net Dimension H×W×D	Indoor / Grille	mm	235x580x580/35x650x650	235x580x580/35x650x650	235x580x580/35x650x650	235x580x580/35x650x650
Net Weight		kg(lbs)	18.0(40)/2.2(5)	18.0(40)/2.2(5)	18.0(40)/2.2(5)	18.0(40)/2.2(5)
	Outdoor	mm	530x750x250	650x830x320	530x750x250	650x830x320
		kg(lbs)	32.0 (70)	51.0 (112)	37(81)	56.0 (123)
Piping Connections (Small / Large)		mm	6.35/12.70	6.35/12.70	6.35/12.70	6.35/12.70
Drain Pipe Diameter (I.D./O.D.)			25.0/32.0	25.0/32.0	25.0/32.0	25.0/32.0
Max Pipe Length (Pre-Charge)		m	20(7.5)	20(7.5)	20(10)	20(10)
Max Height Difference			8	8	8	8
Operation Range	Cooling	°CDB	21 to 43	10 to 43	10 to 43	10 to 43
	Heating		–	–	-5 to 24	-5 to 24
Refrigerant			R22	R22	R22	R22
Cassette Grille			UTG-UDGD-W	UTG-UDGD-W	UTG-UDGD-W	UTG-UDGD-W

Dimensions

Models: AUG12ABAB / AUG18ABAB / AUG12RBAB / AUG18RBAB

(Unit : mm)



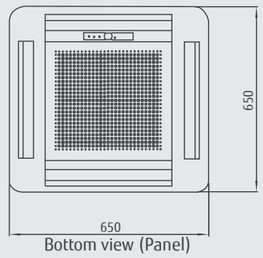

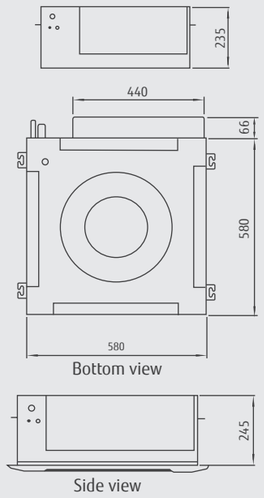

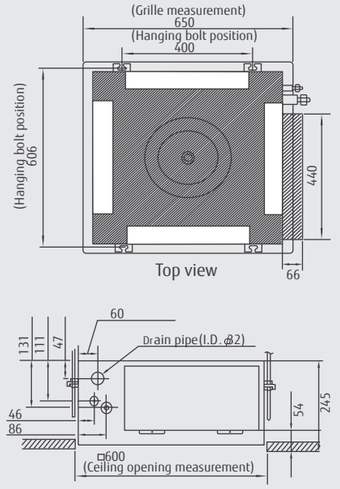

CONSTANT SPEED

CASSETTE

Model : AUG25FUAR / AUG30FUAR / AUG36FUAS [3phase] / AUG45FUAS [3phase] / AUG54FUAS [3phase]
AUG25UUAR / AUG30UUAR / AUG36UUAS [3phase] / AUG45UUAS [3phase] / AUG54UUAS [3phase]





Wired type
(With Weekly Timer)



AOG25FNAKL
AOG25UNANL



AOG30FNBWL
AOG30UNBWL



AOG36FNAXT, AOG36UNAXT
AOG45FMAXT, AOG45UMAXT
AOG54FMAYT, AOG54UMAYT

Refrigerant R410A

Saving · Up/Down · Adjust · Restart · Duct · Distributing · Weekly

Comfortable airflow

4 step swing

Auto air flow direction and auto swing

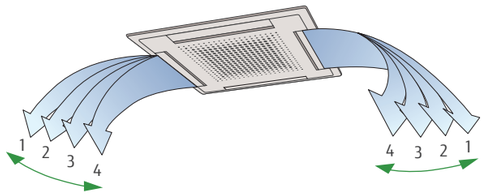

Auto Swing
Steps

2-4 way air flow system

Select 2-way, 3-way or 4-way air flow to suit your needs.

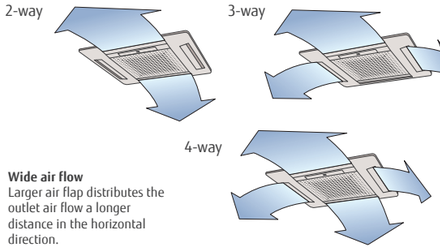

Wide air flow
Larger air flap distributes the outlet air flow a longer distance in the horizontal direction.

Flexible installation

Installation is done by "Standard setting" with more than 300mm (250mm) of space. "Slender setting" lets it suitable for minimum 265mm (215mm) installation space.

Installation Space (Built-in measurement)

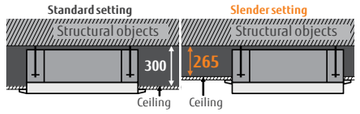

	25/30	36/45/54
Standard setting	250mm	300mm
Slender setting	215mm	265mm

Easy maintenance

The control box is easily accessible for maintenance work.
Wide opening for easy access.

Detachable, washable filter and intake grille

Wide opening and long-life filter

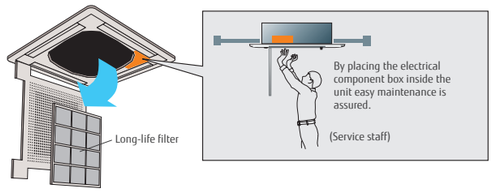

Long-life filter

High efficiency, long-life filter extends the cleaning cycle.

Duct connection hole opening

Conditioned air can be distributed by means of a distribution duct

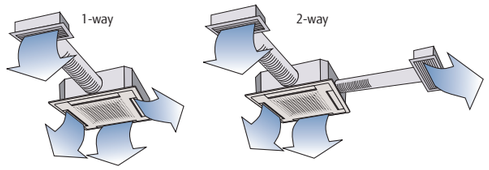

Fresh air can be introduced through this opening

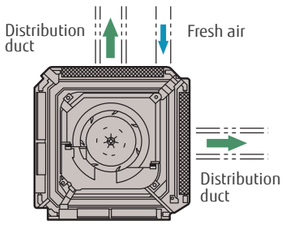

Condensate pump lift to 800mm

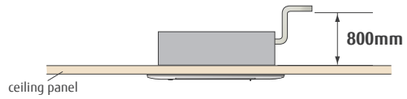

Optional parts

Additional Grille: UTG-AGEA-W

Specifications

Model No.	Indoor unit		AUG25FUAR	AUG30FUAR	AUG36FUAS	AUG45FUAS	AUG54FUAS	AUG25UUAR	AUG30UUAR	AUG36UUAS	AUG45UUAS	AUG54UUAS
	Outdoor unit		AOG25FNAKL	AOG30FNBWL	AOG36FNAXT	AOG45FMAXT	AOG54FMAYT	AOG25UNANL	AOG30UNBWL	AOG36UNAXT	AOG45UMAXT	AOG54UMAYT
Power Source		V/ Ø/Hz	230/1/50	230/1/50	400/3/50	400/3/50	400/3/50	230/1/50	230/1/50	400/3/50	400/3/50	400/3/50
Capacity	Cooling	kW	7.05	8.40	10.50	12.70	14.50	7.00	8.40	10.50	12.70	14.50
		BTU/h	24,000	28,700	35,800	43,300	49,500	23,900	28,700	35,800	43,300	49,500
	Heating	kW	–	–	–	–	–	7.80	9.50	11.80	14.3	16.5
		BTU/h	–	–	–	–	–	26,600	32,400	40,300	48,800	56,300
Input Power	Cooling/Heating	kW	2.60 / –	2.95 / –	3.74 / –	4.38/ –	5.16 / –	2.65 / 2.35	2.95 / 2.78	3.48 / 3.65	4.38 / 4.39	5.16 / 5.30
EER	Cooling	W/W	2.71	2.85	2.81	2.90	2.81	2.64	2.85	3.02	2.90	2.81
COP	Heating		–	–	–	–	–	3.32	3.42	3.23	3.26	3.11
Running Current	Cooling/Heating	A	11.50 / –	13.60 / –	6.20 / –	7.70 / –	9.50 / –	11.80 / 10.80	13.60 / 13.10	5.90 / 6.20	7.70 / 7.70	9.50 / 9.50
Moisture Removal		l/h	2.5	3.0	4.0	5.0	6.0	2.5	3.0	4.0	5.0	6.0
Airflow Rate (High)	Indoor	m³/h	1,100	1,250	1,500	1,550	1,700	1,100	1,250	1,500	1,550	1,700
Net Dimension H×W×D	Indoor / Grille	mm	246x830x830/ 35x940x940	246x830x830/ 35x940x940	296x830x830/ 35x940x940	296x830x830/ 35x940x940	296x830x830 35x940x940	246x830x830 35x940x940	246x830x830 35x940x940	296x830x830 35x940x940	296x830x830 35x940x940	296x830x830 35x940x940
Net Weight		kg(lbs)	34.0(75)	34.0(75)	37.0(81)	40.0 (88)	40.0 (88)	34.0(75)	34.0(75)	37.0(81)	40.0 (88)	40.0 (88)
	Outdoor	mm	650x830x320	830x900x330	1,165x900x330	1,165x900x330	1,290x900x330	650x830x320	830x900x330	1,165x900x330	1,165x900x330	1,290x900x330
		kg(lbs)	58.0 (128)	68.0 (150)	80.0(176)	109.0 (240)	114.0 (251)	59.0 (130)	69.0 (152)	94.0(207)	113.0 (249)	118.0 (260)
Piping Connections (Small / Large)		mm	9.52/15.88	9.52/15.88	9.52/15.88	9.52/19.05	9.52/19.05	9.52/15.88	9.52/15.88	9.52/15.88	9.52/19.05	9.52/19.05
Drain Pipe Diameter (I.D./O.D.)			32.0/37.0	32.0/37.0	32.0/37.0	32.0/37.0	32.0/37.0	32.0/37.0	32.0/37.0	32.0/37.0	32.0/37.0	32.0/37.0
Max Pipe Length (Pre-Charge)		m	25(7.5)	30(7.5)	50(20)	50(20)	50(20)	25(7.5)	30(7.5)	50(20)	50(20)	50(20)
Max Height Difference			15	15	30	30	30	15	15	30	30	30
Operation Range	Cooling	°CDB	0 to 43	0 to 43	0 to 43	0 to 43	0 to 43	0 to 43	0 to 43	0 to 43	0 to 43	0 to 43
	Heating		–	–	–	–	–	-7 to 24	-7 to 24	-10 to 24	-10 to 24	-10 to 24
Refrigerant			R410A	R410A	R410A	R410A	R410A	R410A	R410A	R410A	R410A	R410A
Cassette Grille			UTG-UDGD-W	UTG-UDGD-W	UTG-UDGD-W	UTG-UDGD-W	UTG-UDGD-W	UTG-UDGD-W	UTG-UDGD-W	UTG-UDGD-W	UTG-UDGD-W	UTG-UDGD-W

Dimensions

(Unit : mm)

Models: AUG25FUAR / AUG30FUAR / AUG25UUAR / AUG30UUAR

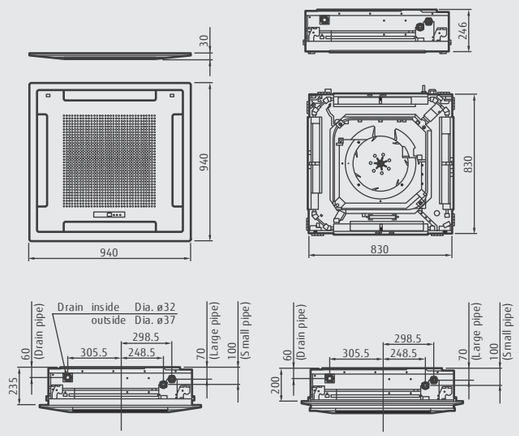

AUG36FUAS / AUG45FUAS / AUG54FUAS / AUG36UUAS / AUG45UUAS / AUG54UUAS

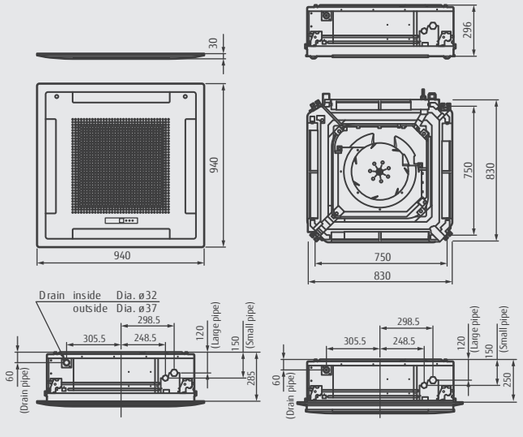

CONSTANT SPEED CASSETTE

Model : AUG25ABAR / AUG30ABAR / AUG36ABAS [3phase] / AUG45ABAS [3phase] / AUG54ABAS [3phase]




Wireless R.C.


AOG25ANAL


AOG30AMBL


AOG36APA3L
AOG45APA3L
AOG54APA3L



Comfortable airflow

4 step swing

Auto air flow direction and auto swing

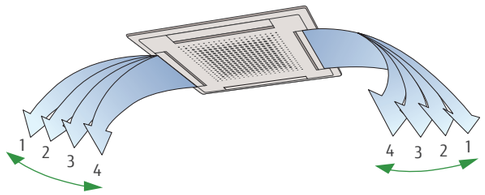

2-4 way air flow system

Select 2-way, 3-way or 4-way air flow to suit your needs.

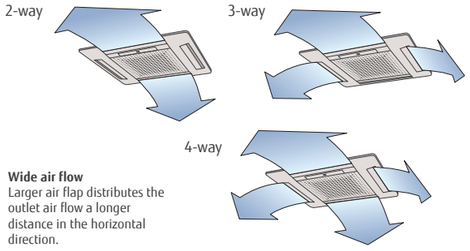

Wide air flow
Larger air flap distributes the outlet air flow a longer distance in the horizontal direction.

Flexible installation

Installation is done by "Standard setting" with more than 300mm (250mm) of space. "Slender setting" lets it suitable for minimum 265mm (215mm) installation space.

Installation Space (Built-in measurement)

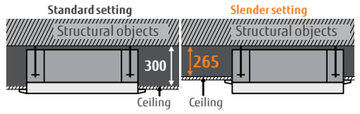

	25/30	36/45/54
Standard setting	250mm	300mm
Slender setting	215mm	265mm

Easy maintenance

The control box is easily accessible for maintenance work.
Wide opening for easy access.

Detachable, washable filter and intake grille

Wide opening and long-life filter

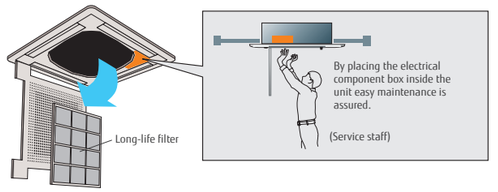

Long-life filter

High efficiency, long-life filter extends the cleaning cycle.

Duct connection hole opening

Conditioned air can be distributed by means of a distribution duct

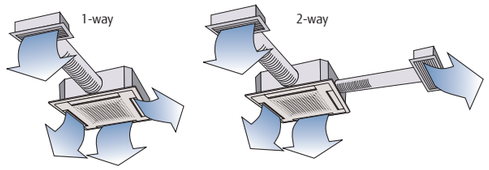

Fresh air can be introduced through this opening

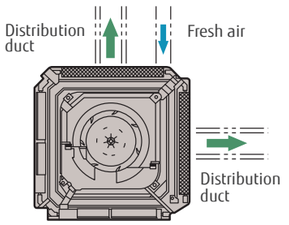

Condensate pump lift to 800mm

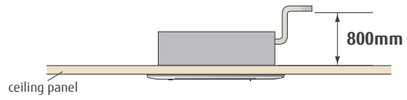

Optional parts

Additional Grille: UTG-AGEA-W

Specifications

Model No.	Indoor unit		AUG25ABAR	AUG30ABAR	AUG36ABAS	AUG45ABAS	AUG54ABAS
	Outdoor unit		AOG25ANAL	AOG30AMBL	AOG36APA3L	AOG45APA3L	AOG54APA3L
Power Source		V/Ø/Hz	220-240/1/50	220-240/1/50	380-415/3/50	380-415/3/50	380-415/3/50
Capacity	Cooling	kW	7.00-7.10	8.60-8.80	10.3-10.50	12.40-12.70	13.90-14.10
		BTU/h	23,900-24,200	29,400-30,000	35,200-35,800	42,500-43,500	47,500-48,000
	Heating	kW	–	–	–	–	–
		BTU/h	–	–	–	–	–
Input Power	Cooling/Heating	kW	2.66-2.75 / –	3.20-3.30 / –	3.70-3.80 / –	4.35-4.45 / –	5.20-5.25 / –
EER	Cooling	W/W	2.63-2.58	2.69-2.67	2.78-2.76	2.85-2.85	2.67-2.69
COP	Heating		–	–	–	–	–
Running Current	Cooling/Heating	A	13.00-12.70/ –	14.70-14.50/ –	6.50-6.50/ –	8.10-8.30/ –	9.00-8.90/ –
Moisture Removal		l/h	2.5	4.0	5.0	6.0	6.0
Airflow Rate (High)	Indoor	m^3/h	1,100	1,200	1,500	1,650	1,780
Net Dimension H×W×D	Indoor	mm	246x830x830	246x830x830	296x830x830	296x830x830	296x830x830
Net Weight		kg(lbs)	34 (75)	34 (75)	40 (88)	40 (88)	40 (88)
	Outdoor	mm	700x900x350	900x900x350	1,152x940x370	1,152x940x370	1,152x940x370
		kg(lbs)	67 (147)	79 (174)	94 (207)	102 (224)	112 (246)
Piping Connections (Small / Large)		mm	9.52/15.88	9.52/15.88	9.52/19.05	9.52/19.05	9.52/19.05
Drain Pipe Diameter (I.D./O.D.)			25.0/32.0	25.0/32.0	25.0/32.0	25.0/32.0	25.0/32.0
Max Pipe Length (Pre-Charge)		m	25(7.5)	30(7.5)	50(20)	50(20)	50(20)
Max Height Difference			15	15	30	30	30
Operation Range	Cooling	°CDB	0 to 43	0 to 43	0 to 52	0 to 52	0 to 52
	Heating		–	–	–	–	–
Refrigerant			R22	R22	R22	R22	R22
Cassette Grille			–	–	–	–	–

Dimensions

(Unit : mm)

Models: AUG25ABAR / AUG30ABAR

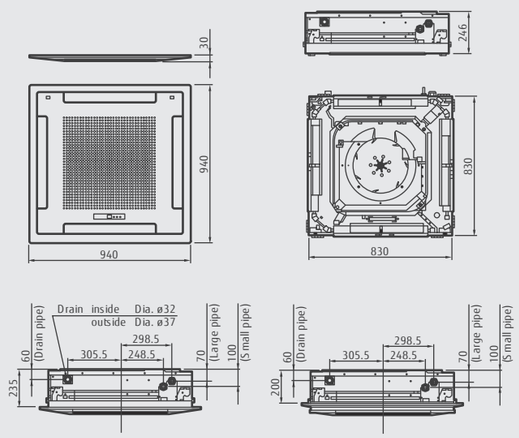

AUG36ABAS / AUG45ABAS / AUG54ABAS

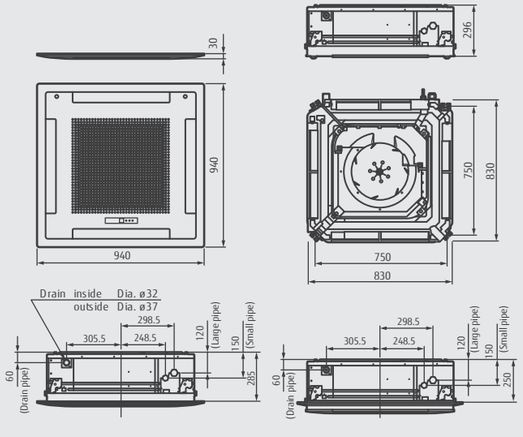

CONSTANT SPEED

FLOOR/CEILING UNIVERSAL

Model : ABG18FBBJ / ABG24FBBJ
ABG18UBBJ / ABG24UBBJ





Wireless R.C.



AOG18FNBN, AOG18UNBNL
AOGR24FNBN, AOG24UNBNL

Refrigerant R410A

Double Adjust Restart Sleep Program

Flexible installation

Example for floor installation

Floor console



Example for ceiling installation

Under ceiling



Double auto swing

A combination of up/down and right/left directional swing allows three-dimensional air direction control.

RIGHT and LEFT SWING

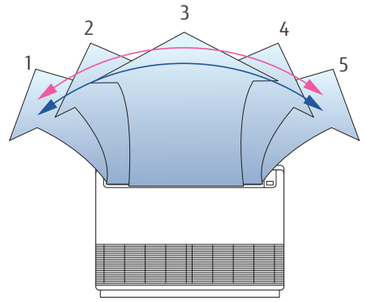

UP and DOWN SWING

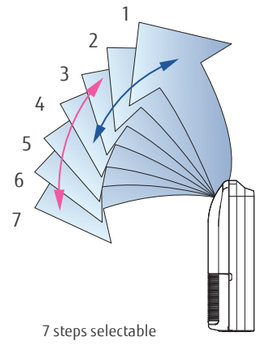

7 steps selectable

Super vane

Double Louvre Super vane with newly developed special configuration boosts airflow sending cool air quickly to every corner of the room.

Auto-closing louvre

When operation is stopped, the louvres will automatically close. (This function is available on all non-ducted models.)

Compact design

Symmetrical, slim and compact design.



(Unit : mm)

Specifications

Model No.	Indoor unit		ABG18FBBJ	ABG24FBBJ	ABG18UBBJ	ABG24UBBJ
	Outdoor unit		AOG18FNBN	AOGR24FNBN	AOG18UNBNL	AOG24UNBNL
Power Source		V/ Ø/Hz	230/1/50	230/1/50	230/1/50	230/1/50
Capacity	Cooling	kW	5.40	6.50	5.40	6.50
		BTU/h	18,400	22,100	18,400	22,100
	Heating	kW	–	–	6.0	7.40
		BTU/h	–	–	20,400	25,200
Input Power	Cooling/Heating	kW	1.92 / –	2.45 / –	1.90 / 1.85	2.42 / 2.30
EER	Cooling	W/W	2.81	2.65	2.84	2.69
COP	Heating		–	–	3.24	3.22
Running Current	Cooling/Heating	A	8.5 / –	11.0 / –	8.96 / 8.30	10.8 / 10.3
Moisture Removal		l/h	2.0	2.5	2.0	2.5
Sound Pressure	Indoor (High)	dB(A)	47.0	50.0	47.0	49.0
	Outdoor		52.0	53.0	52.0	53.0
Airflow Rate (High)	Indoor	m^3/h	780	880	780	880
	Outdoor		3,400	3,200	3,200	3,200
Net Dimension H×W×D	Indoor	mm	199x990x655	199x990x655	199x990x655	199x990x655
Net Weight		kg(lbs)	28.0(62)	28.0(62)	28.0(62)	28.0(62)
	Outdoor	mm	650x830x320	650x830x320	650x830x320	650x830x320
		kg(lbs)	47(103)	58(128)	52(114)	59(130)
Piping Connections (Small / Large)		mm	6.35/15.88	9.52/15.88	6.35/15.88	9.52/15.88
Drain Pipe Diameter (I.D./O.D.)			25.0/29.0	25.0/29.0	25.0/29.0	25.0/29.0
Max Pipe Length (Pre-Charge)		m	20(7.5)	20(7.5)	20(7.5)	20(7.5)
Max Height Difference			8	8	8	8
Operation Range	Cooling	°CDB	21 to 43	21 to 43	0 to 43	0 to 43
	Heating		–	–	-6 to 24	-6 to 24
Refrigerant			R410A	R410A	R410A	R410A

Dimensions

Models: ABG18FBBJ / ABG24FBBJ / ABG18UBBJ / ABG24UBBJ

(Unit : mm)

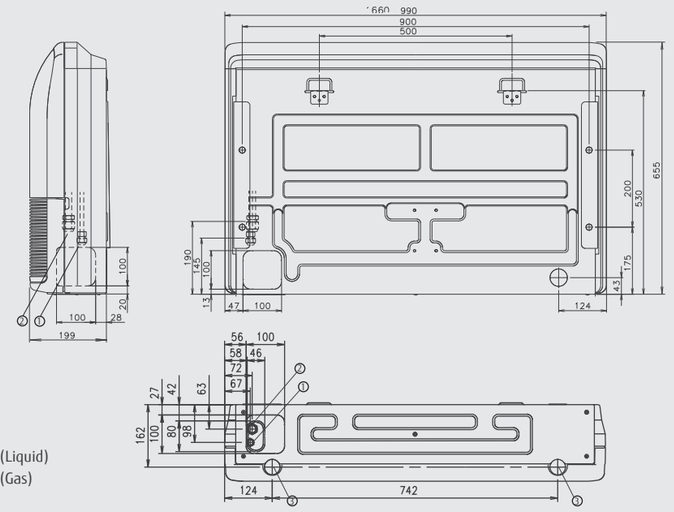

① Refrigerant piping flare connection (Liquid)
② Refrigerant piping flare connection (Gas)
③ Drain piping connection

CONSTANT SPEED

FLOOR/CEILING UNIVERSAL

Model : ABG18ABAJ / ABG24ABAJ
ABG18RBAJ / ABG24RBAJ





Wireless R.C.



AOGR18ADTH, AOG18RNAKH
AOGR24ADTH, AOG24RNAKH



Double auto swing

A combination of up/down and right/left directional swing allows three-dimensional air direction control.

RIGHT and LEFT SWING

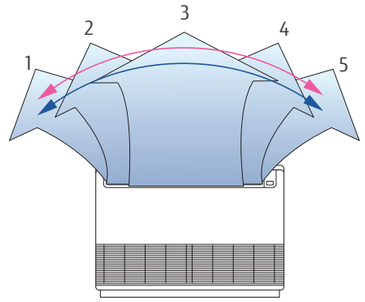

UP and DOWN SWING

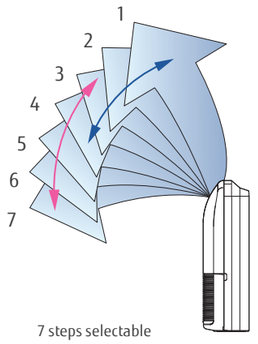

7 steps selectable

Super vane

Double Louvre Super vane with newly developed special configuration boosts airflow sending cool air quickly to every corner of the room.

Auto-closing louvre

When operation is stopped, the louvres will automatically close. (This function is available on all non-ducted models.)

Compact design

Symmetrical, slim and compact design.



(Unit : mm)

Flexible installation

Example for floor installation

Floor console



Example for ceiling installation

Under ceiling



Specifications

Model No.	Indoor unit		ABG18ABAJ	ABG24ABAJ	ABG18RBAJ	ABG24RBAJ
	Outdoor unit		AOGR18ADTH	AOGR24ADTH	AOG18RNAKH	AOG24RNAKH
Power Source		V/ Ø/Hz	220-240/1/50	220-240/1/50	220-240/1/50	220-240/1/50
Capacity	Cooling	kW	5.40-5.50	6.80-6.90	5.30-5.40	6.60-6.80
		BTU/h	18,400-18,800	23,200-23,600	18,100-18,400	22,500-23,200
	Heating	kW	–	–	5.50-5.60	7.60-7.80
		BTU/h	–	–	18,800-19,100	25,900-26,600
Input Power	Cooling/Heating	kW	1.84-1.89 / –	2.53-2.67 / –	1.83-1.91/1.70-1.75	2.60-2.78/2.53-2.68
EER	Cooling	W/W	2.93-2.91	2.69-2.58	2.90-2.83	2.54-2.45
COP	Heating		–	–	3.24-3.20	3.00-2.91
Running Current	Cooling/Heating	A	8.4-8.4 / –	12.2-12.8 / –	8.5-8.5/7.8-7.8	12.4-12.8/12.4-12.8
Moisture Removal		l/h	2.0	3.4	1.7	2.5
Sound Pressure	Indoor (High)	dB(A)	47(at 240V)	50(at 240V)	47(at 240V)	49(at 240V)
	Outdoor		53(at 240V)	54(at 240V)	53(at 240V)	54(at 240V)
Airflow Rate (High)	Indoor	m^3/h	800(at 240V)	900(at 240V)	800(at 240V)	900(at 240V)
	Outdoor		3,200(at 240V)	3,200(at 240V)	3,200(at 240V)	3,200(at 240V)
Net Dimension H×W×D	Indoor	mm	199x990x655	199x990x655	199x990x655	199x990x655
Net Weight		kg(lbs)	30.0 (66)	30.0 (66)	30.0 (66)	30.0 (66)
	Outdoor	mm	650x830x320	650x830x320	650x830x320	650x830x320
		kg(lbs)	46.0 (101)	57.0 (125)	56.0 (123)	68.0 (150)
Piping Connections (Small / Large)		mm	9.52/15.88	9.52/15.88	9.52/15.88	9.52/15.88
Drain Pipe Diameter (I.D./O.D.)			25.0/29.0	25.0/29.0	25.0/29.0	25.0/29.0
Max Pipe Length (Pre-Charge)		m	20(7.5)	20(7.5)	20(7.5)	20(7.5)
Max Height Difference			8	8	8	8
Operation Range	Cooling	°CDB	21 to 52	21 to 52	0 to 52	0 to 52
	Heating		–	–	0 to 24	0 to 24
Refrigerant			R22	R22	R22	R22

Dimensions

Models: ABG18ABAJ / ABG24ABAJ / ABG18RBAJ / ABG24RBAJ

(Unit : mm)

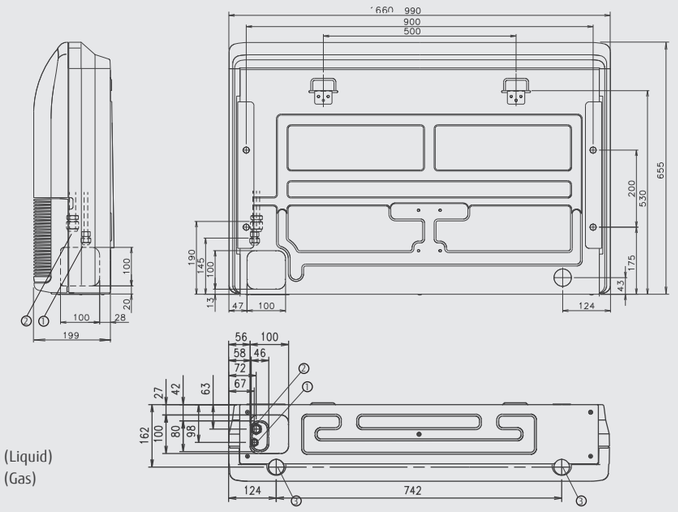

① Refrigerant piping flare connection (Liquid)
② Refrigerant piping flare connection (Gas)
③ Drain piping connection

CONSTANT SPEED CEILING

Model : ABG30FBAG / ABG36FBAG [3phase] / ABG45FBAG [3phase] / ABG54FBAG [3phase]
ABG30UBAG / ABG36UBAG [3phase] / ABG45UBAG [3phase] / ABG54UBAG [3phase]





Wireless R.C.



AOG30FNBWL
AOG30UNBWL



AOG36FNAXT, AOG36UNAXT
AOG45FMAXT, AOG45UMAXT
AOG54FMAYT, AOG54UMAYT

Refrigerant R410A

Double | Adjust | Restart | Duct | Sleep | Program

Installation

Open

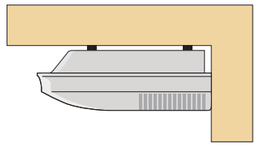

General installation pattern which suspends the indoor unit from the ceiling.

Concealed

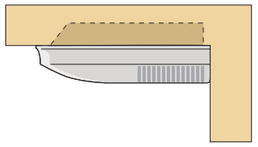

Installation pattern where part of the indoor unit is embedded into the ceiling.

Wall mounted

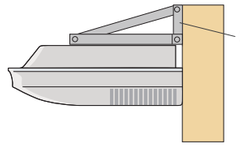

Installation which fixes the indoor unit to the wall by the use of wall brackets (Field supplied). This type of installation can be used when the ceiling space is insufficient.

Specifications

Model No.	Indoor unit		ABG30FBAG	ABG36FBAG	ABG45FBAG	ABG54FBAG	ABG30UBAG	ABG36UBAG	ABG45UBAG	ABG54UBAG
	Outdoor unit		AOG30FNBWL	AOG36FNAXT	AOG45FMAXT	AOG54FMAYT	AOG30UNBWL	AOG36UNAXT	AOG45UMAXT	AOG54UMAYT
Power Source		V/ Ø /Hz	230/1/50	400/3/50	400/3/50	400/3/50	230/1/50	400/3/50	400/3/50	400/3/50
Capacity	Cooling	kW	8.40	10.50	12.70	14.50	8.40	10.50	12.70	14.50
		BTU/h	28,700	35,800	43,300	49,500	28,700	35,800	43,300	49,500
	Heating	kW	–	–	–	–	9.50	11.80	14.30	16.50
		BTU/h	–	–	–	–	32,400	40,300	48,800	56,300
Input Power	Cooling/Heating	kW	2.95 / –	3.74 / –	4.38/ –	5.16 / –	2.95 / 2.78	3.48 / 3.45	4.38/ 4.39	5.16 / 5.30
EER	Cooling	W/W	2.85	2.81	2.90	2.81	2.85	3.02	2.90	2.81
COP	Heating		–	–	–	–	3.42	3.42	3.26	3.11
Running Current	Cooling/Heating	A	13.60 / –	6.20 / –	7.70 / –	9.50 / –	13.60 / 13.10	5.90 / 6.20	7.70 / 7.70	9.50 / 9.50
Moisture Removal		l/h	3.0	4.0	5.0	6.0	3.0	4.0	5.0	6.0
Airflow Rate (High)	Indoor	m³/h	1,450	1,660	1,850	2,200	1,450	1,660	1,850	2,200
Net Dimension H×W×D	Indoor	mm	240x1,660x700	240x1,660x700	240x1,660x700	240x1,660x700	240x1,660x700	240x1,660x700	240x1,660x700	240x1,660x700
		kg(lbs)	48.0(106)	48.0(106)	48.0(106)	48.0(106)	48.0(106)	48.0(106)	48.0(106)	48.0(106)
Net Weight	Outdoor	mm	830x900x330	1,165x900x330	1,165x900x330	1,290x900x330	830x900x330	1,165x900x330	1,165x900x330	1,290x900x330
		kg(lbs)	68.0 (150)	80.0(176)	109.0 (240)	114.0 (251)	69.0 (152)	94.0(207)	109.0 (249)	118.0 (260)
Piping Connections (Small / Large)		mm	9.52/15.88	9.52/15.88	9.52/19.05	9.52/19.05	9.52/15.88	9.52/15.88	9.52/19.05	9.52/19.05
Drain Pipe Diameter (I.D./O.D.)			22.0/25.6	22.0/25.6	22.0/25.6	22.0/25.6	22.0/25.6	22.0/25.6	22.0/25.6	22.0/25.6
Max Pipe Length (Pre-Charge)		m	30(7.5)	50(20)	50(20)	50(20)	30(7.5)	50(20)	50(20)	50(20)
Max Height Difference			15	30	30	30	15	30	30	30
Operation Range	Cooling	°CDB	0 to 43	0 to 43	0 to 43	0 to 43	0 to 43	0 to 43	0 to 43	0 to 43
	Heating		–	–	–	–	-7 to 24	-10 to 24	-10 to 24	-10 to 24
Refrigerant			R22	R22	R22	R22	R22	R22	R22	R22

Double auto swing and wide airflow

Auto airflow direction and auto swing

Right and left

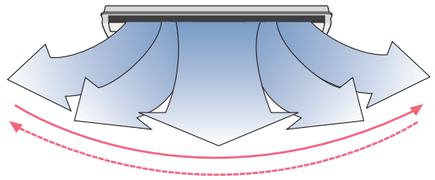

5 steps selectable

Up and Down Swing

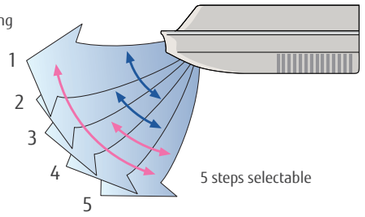

Long Airflow

Long Airflow ensures comfort to every corner of a large room.

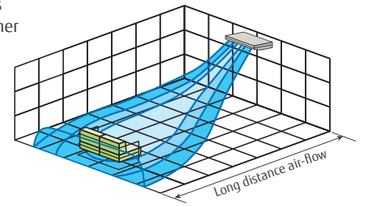

Slim & Compact design



Condensate lift-up mechanism (Option)

Optional drain lift-up mechanism allows flexible installation.

Max. 500mm

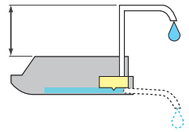

Fresh air intake

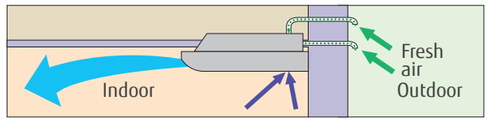

Long-life filter

High efficiency long-life filter doubles the life of the filter compared to standard filters.

Optional parts

Drain Pump Unit :	UTR-DPB24T
Flange:	UTD-RF204

Dimensions

Models: ABG30FBAG / ABG36FBAG / ABG45FBAG / ABG54FBAG
ABG30UBAG / ABG36UBAG / ABG45UBAG / ABG54UBAG

(Unit : mm)

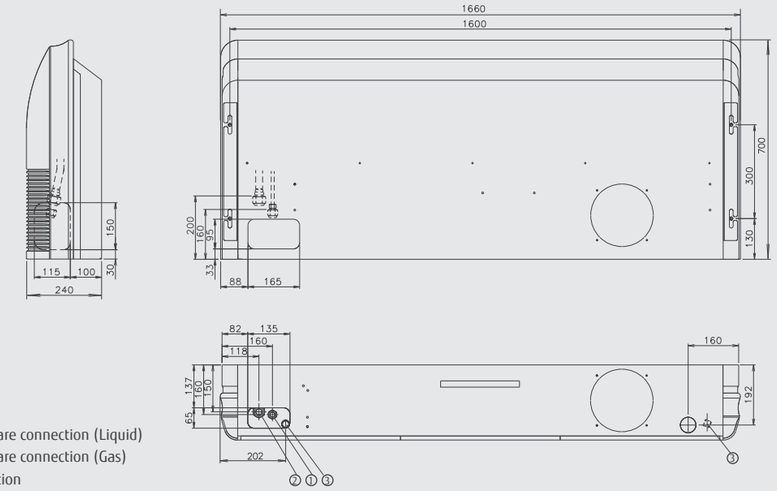

① Refrigerant piping flare connection (Liquid)
② Refrigerant piping flare connection (Gas)
③ Drain piping connection

CONSTANT SPEED CEILING

Model : ABG30ABA-W / ABG36ABA3W [3phase] / ABG45ABA3W [3phase] / ABG54ABA3W [3phase]
ABG30RBA-W / ABG36RBA3W [3phase] / ABG45RBA3W [3phase] / ABG54RBA3W [3phase]





Wireless R.C.



AOG30AMBH
AOG30RMCL



AOG36APA3L, AOG36RPA3L
AOG45APA3L, AOG45RPA3L
AOG54APA3L, AOG54RPA3L



Installation

Open

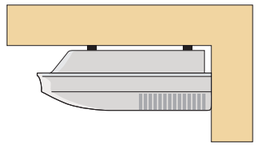

General installation pattern which suspends the indoor unit from the ceiling.

Concealed

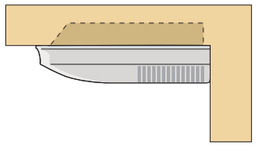

Installation pattern where part of the indoor unit is embedded into the ceiling.

Wall mounted

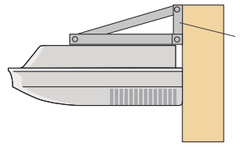

Installation which fixes the indoor unit to the wall by the use of wall brackets (Field supplied). This type of installation can be used when the ceiling space is insufficient.

Specifications

Model No.	Indoor unit		ABG30ABA-W	ABG36ABA3W	ABG45ABA3W	ABG54ABA3W	ABG30RBA-W	ABG36RBA3W	ABG45RBA3W	ABG54RBA3W
	Outdoor unit		AOG30AMBH	AOG36APA3L	AOG45APA3L	AOG54APA3L	AOG30RMCL	AOG36RPA3L	AOG45RPA3L	AOG54RPA3L
Power Source		V/ Ø /Hz	220-240/1/50	380-415/3/50	380-415/3/50	380-415/3/50	220-240/1/50	380-415/3/50	380-415/3/50	380-415/3/50
Capacity	Cooling	kW	8.60-8.80	10.30-10.50	12.40-12.70	13.90-14.10	8.30-8.60	10.30-10.50	12.40-12.70	13.90-14.10
		BTU/h	29,400-30,000	32,5200-36,000	42,500-43,500	47,500-48,000	29,400-30,000	35,200-35,800	42,300-43,300	47,400-48,000
	Heating	kW	–	–	–	–	9.30-9.50	10.50-1070	13.40-13.70	15.40-15.80
		BTU/h	–	–	–	–	30,100-31,000	35,800-36,500	45,700-46,800	52,500-53,900
Input Power	Cooling/Heating	kW	3.20-3.30 / –	3.80-3.90 / –	4.45-4.57 / –	5.20-5.25 / –	3.25-3.35 / 2.95-3.10	4.00-4.10 / 3.45-3.50	4.35-4.45 / 4.45-4.50	5.20-5.25 / 5.30-5.30
EER	Cooling	W/W	2.69-2.67	2.71-2.69	2.79-2.78	2.67-2.69	2.55-2.57	2.58-2.56	2.85-2.85	2.67-2.69
COP	Heating		–	–	–	–	3.15-3.06	3.04-3.06	3.01-3.04	2.91-2.98
Running Current	Cooling/Heating	A	14.70-14.50 / –	7.00-7.20 / –	7.50-7.50 / –	9.00-8.90 / –	15.0-14.8 / 13.6-13.9	7.0-7.0 / 6.2-6.3	8.1-8.3 / 8.4-8.4	9.0-8.9 / 9.1-9.0
Moisture Removal		l/h	4.0	4.0	5.5	6.0	4.0	4.0	5.5	5.5
Airflow Rate (High)	Indoor	m^3/h	1,270	1,660	1,850	2,100	1,270	1,660	1,850	2,100
Net Dimension H×W×D	Indoor	mm	240x1,660x700	240x1,660x700	240x1,660x700	240x1,660x700	240x1,660x700	240x1,660x700	240x1,660x700	240x1,660x700
Net Weight		kg(lbs)	48.0 (106)	48.0 (106)	48.0 (106)	49.0 (108)	48.0 (106)	48.0 (106)	48.0 (106)	49.0 (108)
	Outdoor	mm	900x900x350	1,152x940x370	1,152x940x370	1,152x940x370	900x900x350	1,152x940x370	1,152x940x370	1,152x940x370
		kg(lbs)	84.0 (185)	94.0 (207)	102.0 (224)	112.0 (246)	80.0 (176)	100.0 (220)	110.0 (242)	120.0 (264)
Piping Connections (Small / Large)		mm	9.52/15.88	9.52/19.05	9.52/19.05	9.52/19.05	9.52/15.88	9.52/19.05	9.52/19.05	9.52/19.05
Drain Pipe Diameter (I.D./O.D.)			22.0/25.6	22.0/25.6	22.0/25.6	22.0/25.6	22.0/25.6	22.0/25.6	22.0/25.6	22.0/25.6
Max Pipe Length (Pre-Charge)		m	30(7.5)	50(7.5)	50(20)	50(20)	25(7.5)	50(20)	50(20)	50(20)
Max Height Difference			15	30	30	30	15	30	30	30
Operation Range	Cooling	°CDB	21 to 52	0 to 52	0 to 52	0 to 52	0 to 43	0 to 52	0 to 52	0 to 52
	Heating		–	–	–	–	-5 to 21	-8 to 21	-8 to 21	-8 to 21
Refrigerant			R22	R22	R22	R22	R22	R22	R22	R22

Double auto swing and wide airflow

Auto airflow direction and auto swing

Right and left

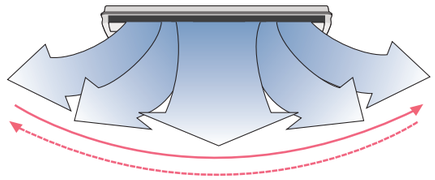

5 steps selectable

Up and Down Swing

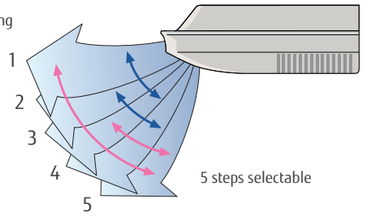

Long Airflow

Long Airflow ensures comfort to every corner of a large room.

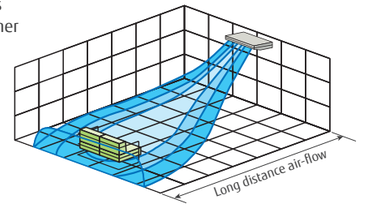

Slim & Compact design



Condensate lift-up mechanism (Option)

Optional drain lift-up mechanism allows flexible installation.

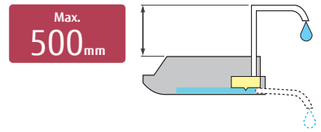

Fresh air intake

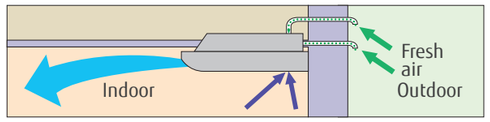

Long-life filter

High efficiency long-life filter doubles the life of the filter compared to standard filters.

Optional parts

Drain Pump Unit :	UTR-DPB24T
Flange:	UTD-RF204

Dimensions

Models: ABG30ABA-W / ABG36ABA3W / ABG45ABA3W / ABG54ABA3W
ABG30RBA-W / ABG36RBA3W / ABG45RBA3W / ABG54RBA3W

(Unit : mm)

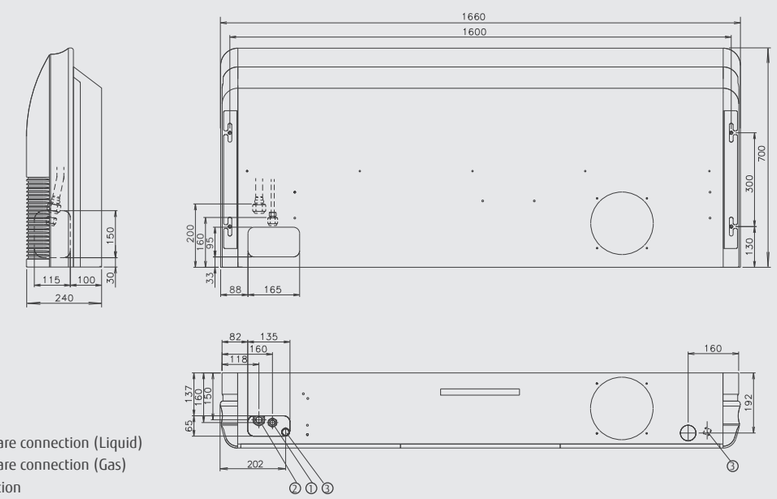

① Refrigerant piping flare connection (Liquid)
② Refrigerant piping flare connection (Gas)
③ Drain piping connection

CONSTANT SPEED

LOW STATIC PRESSURE DUCT

Model : ARG18FUAL
ARG18UUAL





Universal Type



Wired R.C.



AOG18FNDN
AOG18UNDNL

Refrigerant R410A

Saving Adjust Restart +Setback

Compact design

Ultra-slim duct air conditioner for easy installation

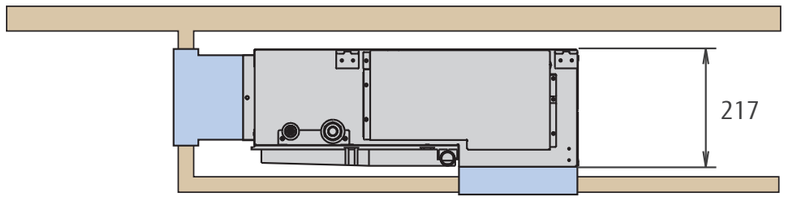

Slim size (217mm) allows installation even where the space behind the ceiling is narrow.

Two-direction drain piping

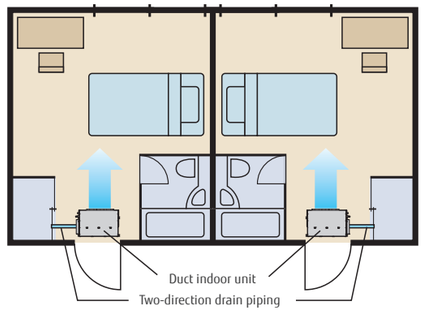

Air-intake

Air intake direction can be selected to match the installation site.

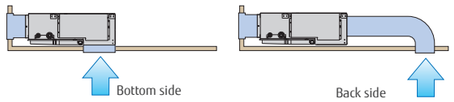

Optional function for comfort

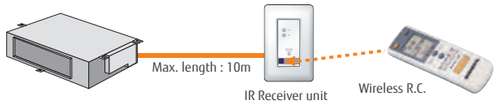

Flexible installation

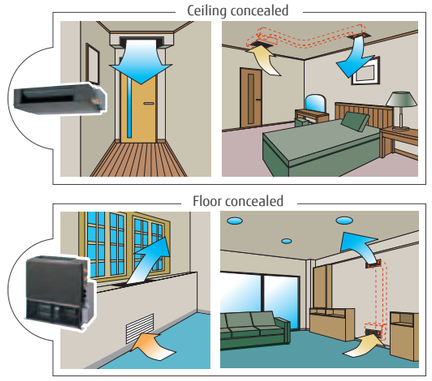

Filter (Accessory)

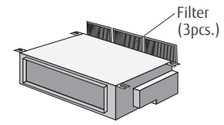

Optional parts

Simple Remote Controller:	UTB-GPB
Remote Sensor Unit:	UTD-RS100 / UTY-XSZX
IR Receiver Unit:	UTY-LRJG1
Drain Pump Unit:	UTZ-PX1BBA

Specifications

Model No.	Indoor unit		ARG18FUAL	ARG18UUAL
	Outdoor unit		AOG18FNDN	AOG18UNDNL
Power Source		V/Ø/Hz	230/1/50	230/1/50
Capacity	Cooling	kW	5.40	5.40
		BTU/h	18,400	18,400
	Heating	kW	–	6.00
		BTU/h	–	20,500
Input Power	Cooling/Heating	kW	2.03 / –	1.92 / 1.87
EER	Cooling	W/W	2.66	2.81
COP	Heating		–	3.21
Running Current	Cooling/Heating	A	9.00 / –	8.88 / 8.70
Moisture Removal		l/h	1.6	1.6
Airflow Rate (High)	Indoor	m³/h	1,000	1,000
Net Dimension H×W×D	Indoor	mm	217x953x595	217x953x595
Net Weight		kg(lbs)	25.0 (55)	25.0 (55)
	Outdoor	mm	650x830x320	650x830x320
		kg(lbs)	47.0 (103)	52.0 (114)
Piping Connections (Small / Large)		mm	6.35/15.88	6.35/15.88
Drain Pipe Diameter (I.D./O.D.)			21.5/26.0	21.5/26.0
Max Pipe Length (Pre-Charge)		m	20(7.5)	20(7.5)
Max Height Difference			8	8
Operation Range	Cooling	°CDB	0 to 43	0 to 43
	Heating		–	-6 to 24
Refrigerant			R410A	R410A

Dimensions

Models: ARG18FUAL / ARG18UUAL

(Unit : mm)

*Service accessibility must be allowed for when installing the product.
Please consult the installation manual for the necessary service access size.

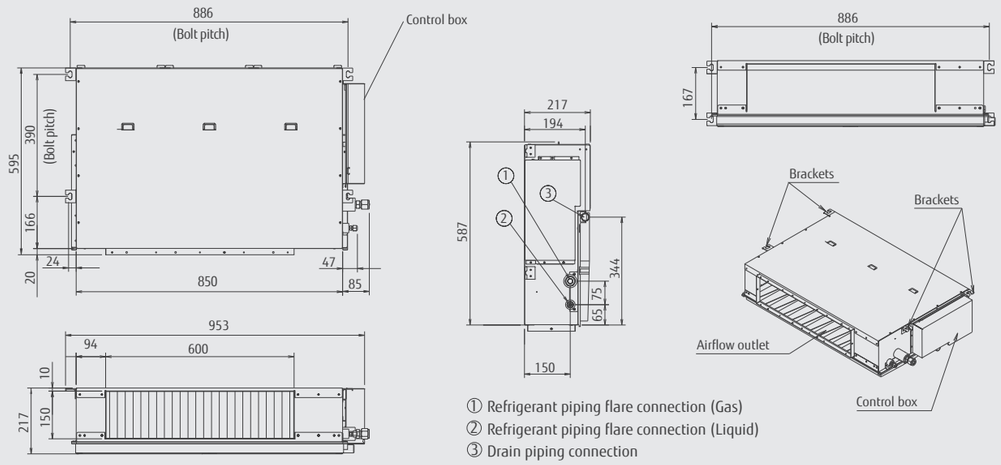

① Refrigerant piping flare connection (Gas)
② Refrigerant piping flare connection (Liquid)
③ Drain piping connection

LOW STATIC PRESSURE DUCT

Model : ARG18ALCH





Universal Type



Wired R.C.



AOGA18ADTH

Saving Adjust Restart +Setback

Compact design

Ultra-slim duct air conditioner for easy installation

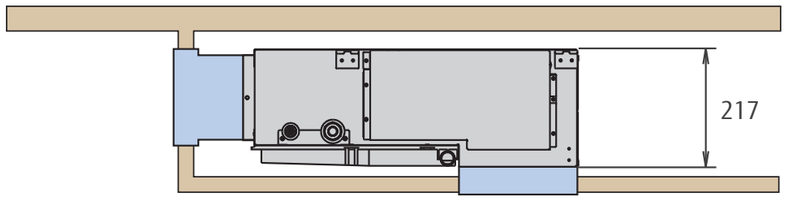

Slim size (217mm) allows installation even where the space behind the ceiling is narrow.

Two-direction drain piping

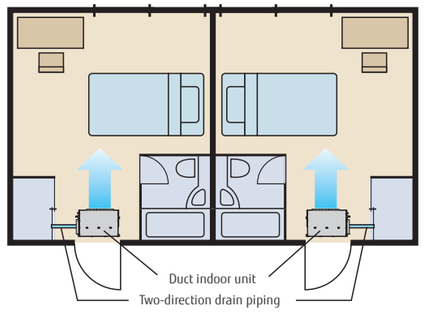

Air-intake

Air intake direction can be selected to match the installation site.

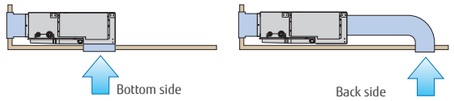

Optional function for comfort

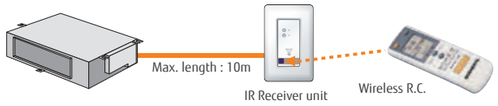

Flexible installation

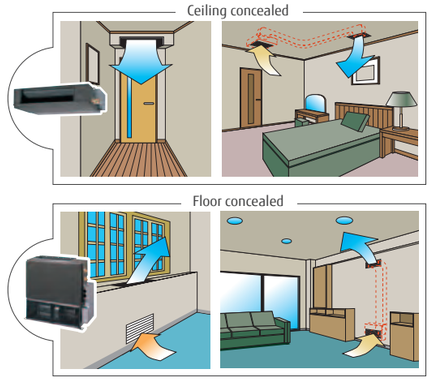

Filter (Accessory)

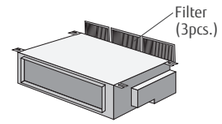

Optional parts

Simple Remote Controller:	UTB-GPB
Remote Sensor Unit:	UTD-RS100 / UTY-XSZX
IR Receiver Unit:	UTY-LRJG1
Drain Pump Unit:	UTZ-PX1BBA

Specifications

Model No.	Indoor unit		ARG18ALCH
	Outdoor unit		AOGA18ADTH
Power Source		V/ Ø/Hz	220-240/1/50
Capacity	Cooling	kW	5.30-5.40
		BTU/h	18,100-18,400
Input Power	Cooling	kW	1.90-2.00
EER	Cooling	W/W	2.79-2.70
Running Current	Cooling	A	9.0-8.9
Moisture Removal		l/h	1.6
Sound Pressure	Indoor (High)	dB(A)	43
	Outdoor		53
Airflow Rate (High)	Indoor	m³/h	960
	Outdoor		3,400
Net Dimension H×W×D	Indoor	mm	217x953x595
Net Weight		kg(lbs)	25.0(55)
	Outdoor	mm	650x830x320
		kg(lbs)	51.0(113)
Piping Connections (Small / Large)		mm	6.35/15.88
Drain Pipe Diameter (I.D./O.D.)			21.5/26.0
Max Pipe Length (Pre-Charge)		m	20
Max Height Difference			8
Operation Range	Cooling	°CDB	21 to 52
Refrigerant			R22

Dimensions

Models: ARG18ALCH

(Unit : mm)

*Service accessibility must be allowed for when installing the product.
Please consult the installation manual for the necessary service access size.

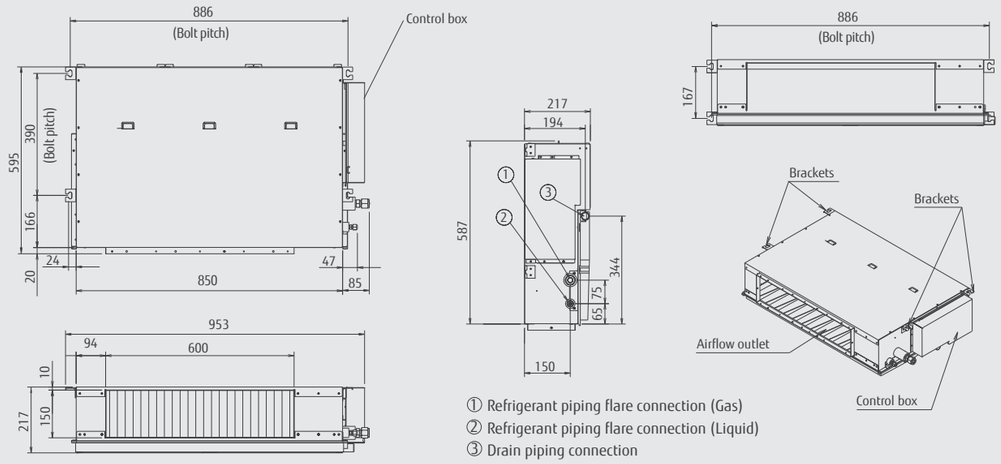

① Refrigerant piping flare connection (Gas)
② Refrigerant piping flare connection (Liquid)
③ Drain piping connection

CONSTANT SPEED

MEDIUM STATIC PRESSURE DUCT

Model : ARG25FUAN / ARG30FUAN / ARG36FUAN [3phase] / ARG45FUAN [3phase]
ARG25UUAN / ARG30UUAN / ARG36UUAN [3phase] / ARG45UUAN [3phase]





Wired type
(With Weekly Timer)



AOG25FNAKL
AOG25UNANL



AOG30FNBWL
AOG30UNBWL



AOG36FNAXT, AOG36UNAXT
AOG45FMAXT, AOG45UMAXT

Refrigerant R410A

Saving / Adjust / Restart / Duct / Distributing / +Setback

Slim & Compact design

In the case of bottom return air connection, not only does the indoor unit design allow for installation in a narrow ceiling space of up to 270mm, Further space savings have been achieved by mounting the electrical control box internally inside the chassis.

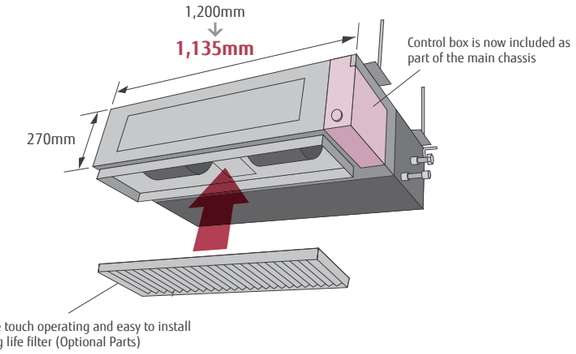

Two-direction drain piping

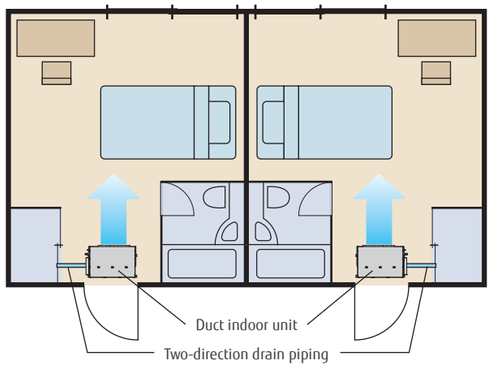

Installation styles

Embedded in Ceiling

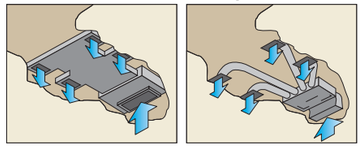

Hanging from Ceiling

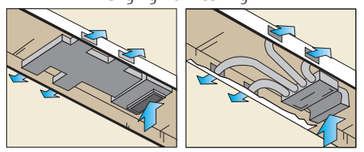

Easy maintenance

See below for the case of rear suction type

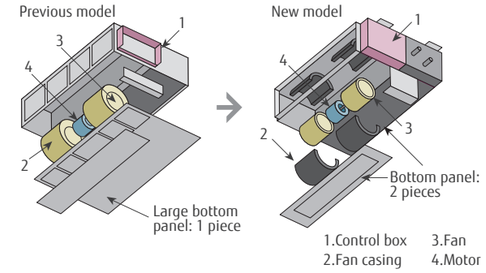

Structural improvement is attained by making the bottom panel two pieces, front and rear. The internal fan casing is also manufactured in two pieces, namely upper and lower. The maintenance of the motor and fan can be easily carried out by removing the rear panel and the lower part of the casing while leaving the main chassis installed.

Optional parts

Simple Remote Controller:	UTY-RSNGM
Flange:	UTD-RF204 / UTD-SF045T
Drain Pump Unit:	UTZ-PX1NBA
Long Life Filter:	UTD-LF25NA
External Control Set:	UTD-ECS5A

Specifications

Model No.	Indoor unit		ARG25FUAN	ARG30FUAN	ARG36FUAN	ARG45FUAN	ARG25UUAN	ARG30UUAN	ARG36UUAN	ARG45UUAN
	Outdoor unit		AOG25FNAKL	AOG30FNBWL	AOG36FNAXT	AOG45FMAXT	AOG25UNANL	AOG30UNBWL	AOG36UNAXT	AOG45UMAXT
Power Source		V/Ø/Hz	230/1/50	230/1/50	400/3/50	400/3/50	230/1/50	230/1/50	400/3/50	400/3/50
Capacity	Cooling	kW	7.05	8.40	10.5	12.7	7.00	8.40	10.5	12.7
		BTU/h	24,100	28,700	35,900	43,400	23,900	28,700	35,900	43,400
	Heating	kW	–	–	–	–	7.70	9.50	12.7	14.3
		BTU/h	–	–	–	–	26,300	32,400	43,400	48,800
Input Power	Cooling/Heating	kW	2.60 / –	2.99 / –	3.85 / –	4.38 / –	2.65 / 2.33	2.99 / 2.63	3.60 / 3.65	4.38 / 4.39
EER	Cooling	W/W	2.71	2.81	2.73	2.90	2.64	2.81	2.92	2.90
COP	Heating		–	–	–	–	3.30	3.61	3.48	3.26
Running Current	Cooling/Heating	A	11.5 / –	14.0 / –	6.40 / –	7.70 / –	11.8 / 10.5	14.0 / 12.4	6.10 / 6.20	7.70 / 7.70
Moisture Removal		l/h	2.5	3.0	3.5	5.0	2.5	3.0	3.5	5.0
Airflow Rate (High)	Indoor	m^3/h	1,100	1,400	1,750	1,800	1,100	1,400	1,750	1,800
Net Dimension H×W×D	Indoor	mm	270×1,135×700	270×1,135×700	270×1,135×700	270×1,135×700	270×1,135×700	270×1,135×700	270×1,135×700	270×1,135×700
Net Weight		kg(lbs)	43(95)	43(95)	43(95)	45(99)	43(95)	43(95)	43(95)	45(99)
	Outdoor	mm	650×830×320	830×900×330	1,165×900×330	1,165×900×330	650×830×320	830×900×330	1,165×900×330	1,165×900×330
		kg(lbs)	58(128)	68(150)	80(176)	109(240)	59(130)	69(152)	94(207)	113(249)
Piping Connections (Small / Large)		mm	9.52/15.88	9.52/15.88	9.52/15.88	9.52/19.05	9.52/15.88	9.52/15.88	9.52/15.88	9.52/19.05
Drain Pipe Diameter (I.D./O.D.)			36.0/38.0	36.0/38.0	36.0/38.0	36.0/38.0	36.0/38.0	36.0/38.0	36.0/38.0	36.0/38.0
Max Pipe Length (Pre-Charge)		m	25(7.5)	30(7.5)	50(20)	50(20)	25(7.5)	30(7.5)	50(20)	50(20)
Max Height Difference			15	15	30	30	15	15	30	30
Operation Range	Cooling	°CDB	0 to 43	0 to 43	0 to 43	0 to 43	0 to 43	0 to 43	0 to 43	0 to 43
	Heating		–	–	–	–	-7 to 24	-7 to 24	-10 to 24	-10 to 24
Refrigerant			R410A	R410A	R410A	R410A	R410A	R410A	R410A	R410A

Dimensions

Models: ARG25FUAN / ARG30FUAN / ARG36FUAN / ARG45FUAN
ARG25UUAN / ARG30UUAN / ARG36UUAN / ARG45UUAN

(Unit : mm)

*Service accessibility must be allowed for when installing the product.
Please consult the installation manual for the necessary service access size.

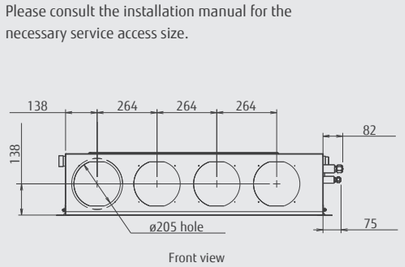

Front view

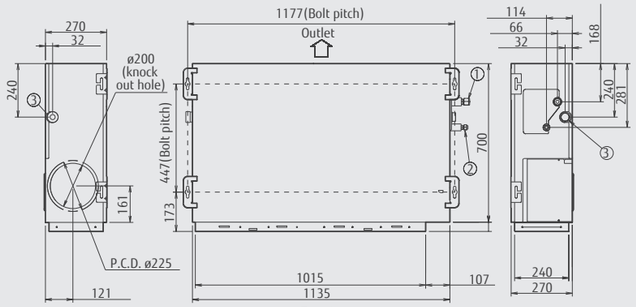

Side view (L) Top view Side view (R)

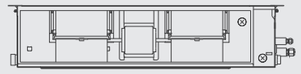

Rear view

① Refrigerant piping flare connection (Liquid) :
② Refrigerant piping flare connection (Gas) :
③ Drain piping connection (Drain pipe)

CONSTANT SPEED

MEDIUM STATIC PRESSURE DUCT

Model : ARG25ALC / ARG30ALC / ARG36ALD3 [3phase] / ARG45ALC3 [3phase]
ARG25RLC / ARG30RLC / ARG36RLC3 [3phase] / ARG45RLC3 [3phase]





Wired type
(With Weekly Timer)



AOG25ANBL
AOG25RNBL



AOG30AMBH
AOG30RMBL



AOG36APA3L, AOG36RPA3L
AOG45APA3L, AOG45RPA3L



Slim & Compact design

In the case of bottom return air connection, not only does the indoor unit design allow for installation in a narrow ceiling space of up to 270mm, Further space savings have been achieved by mounting the electrical control box internally inside the chassis.

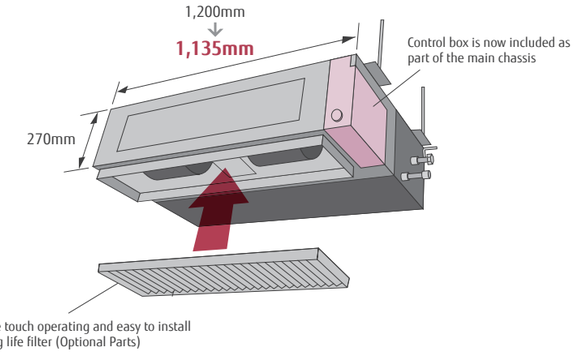

Two-direction drain piping

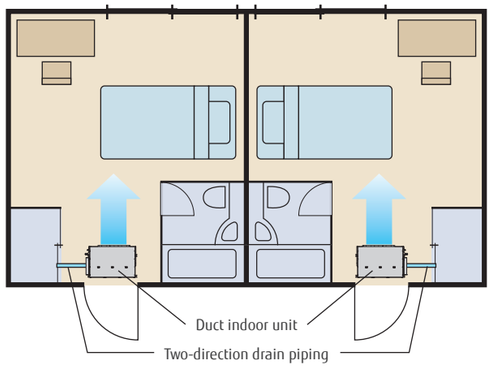

Installation styles

Embedded in Ceiling

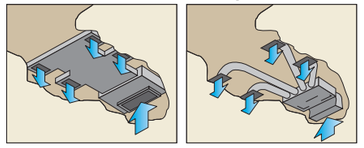

Hanging from Ceiling

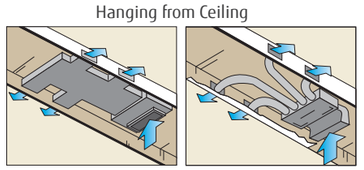

Easy maintenance

See below for the case of rear suction type

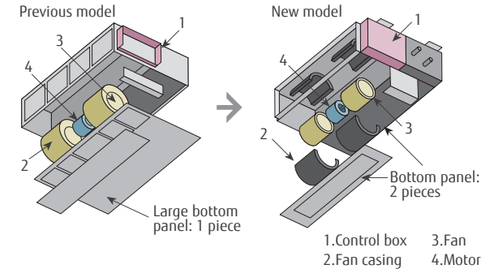

Structural improvement is attained by making the bottom panel two pieces, front and rear. The internal fan casing is also manufactured in two pieces, namely upper and lower. The maintenance of the motor and fan can be easily carried out by removing the rear panel and the lower part of the casing while leaving the main chassis installed.

Optional parts

Simple Remote Controller:	UTY-RSNGM
Flange:	UTD-RF204 / UTD-SF045T
Drain Pump Unit:	UTZ-PX1NBA
Long Life Filter:	UTD-LF25NA
External Control Set:	UTD-ECS5A

Specifications

Model No.	Indoor unit		ARG25ALC	ARG30ALC	ARG36ALD3	ARG45ALC3	ARG25RLC	ARG30RLC	ARG36RLC3	ARG45RLC3
	Outdoor unit		AOG25ANBL	AOG30AMBH	AOG36APA3L	AOG45APA3L	AOG25RNBL	AOG30RMBL	AOG36RPA3L	AOG45RPA3L
Power Source		V/ Ø/Hz	220-240/1/50	220-240/1/50	380-415/3/50	380-415/3/50	220-240/1/50	220-240/1/50	380-415/3/50	380-415/3/50
Capacity	Cooling	kW	7.00-7.10	8.60-8.80	10.30-10.50	12.40-12.70	6.95-7.05	8.30-8.60	10.30-10.50	12.40-12.70
		BTU/h	23,900-24,200	29,400-30,000	35,200-36,000	42,500-43,500	23,200-24,100	28,300-29,400	35,200-35,800	42,300-43,300
	Heating	kW	–	–	–	–	7.75-8.00	9.30-9.50	10.50-10.70	13.40-13.70
		BTU/h	–	–	–	–	26,400-27,300	31,700-32,400	35,800-36,500	45,700-46,800
Input Power	Cooling/Heating	kW	2.64-2.77 / –	3.30-3.40 / –	3.90-4.00 / –	4.50-4.57 / –	2.70-2.80 / 2.45-2.55	3.40-3.55 / 3.05-3.20	4.20-4.30 / 3.35-3.40	4.50-4.57 / 4.25-4.35
EER	Cooling	W/W	2.65-2.56	2.61-2.59	2.64-2.63	2.76-2.78	2.52-2.52	2.44-2.42	2.45-2.44	2.76-2.78
COP	Heating		–	–	–	–	3.04-3.02	3.05-2.97	3.13-3.15	3.15-3.15
Running Current	Cooling/Heating	A	13.00-13.00 / -	15.8-16.3 / -	6.60-6.60 / -	8.10-8.30 / -	212.6-12.6/11.6-11.6	15.9-15.7 / 14.5-14.7	7.4-7.2 / 6.2-6.3	8.1-8.3 / 7.8-8.1
Moisture Removal		l/h	2.5	4.0	3.1	6.0	2.5	4.0	5.0	6.0
Airflow Rate (High)	Indoor	m³/h	1,100	1,750	2,000	2,200	1,094	1,650	1,800	1,840
Net Dimension H×W×D	Indoor	mm	270x1,120x700	270x1,120x700	270x1,120x700	270x1,120x700	270x1,120x700	270x1,120x700	270x1,120x700	270x1,120x700
Net Weight		kg(lbs)	43.0 (95)	43.0 (95)	45.0 (99)	45.0 (99)	43.0 (95)	43.0 (95)	45.0 (99)	45.0 (99)
	Outdoor	mm	643x840x336	900x900x350	1,152x940x370	1,152x940x370	643x840x336	900x900x350	1,152x940x370	1,152x940x370
		kg(lbs)	65.0 (143)	79.0 (174)	94.0 (207)	102.0 (224)	69.0 (152)	80.0 (176)	100.0 (220)	110.0 (243)
Piping Connections (Small / Large)		mm	9.52/15.88	9.52/15.88	9.52/19.05	9.52/19.05	9.52/15.88	9.52/15.88	9.52/19.05	9.52/19.05
Drain Pipe Diameter (I.D./O.D.)			36.0/38.0	36.0/38.0	36.0/38.0	36.0/38.0	36.0/38.0	36.0/38.0	36.0/38.0	36.0/38.0
Max Pipe Length (Pre-Charge)		m	25(7.5)	30(7.5)	50(10)	50(20)	25(7.5)	30(7.5)	50(10)	50(20)
Max Height Difference			15	15	30	30	15	15	30	30
Operation Range	Cooling	°CDB	21 to 43	0 to 43	0 to 52	0 to 52	0 to 43	0 to 43	0 to 52	0 to 52
	Heating		–	–	–	–	-5 to 21	-5 to 21	-8 to 21	-8 to 21
Refrigerant			R22	R22	R22	R22	R22	R22	R22	R22

Dimensions

Models: ARG25ALC / ARG30ALC / ARG36ALD3 / ARG45ALC3
ARG25RLC / ARG30RLC / ARG36RLC3 / ARG45RLC3

(Unit : mm)

*Service accessibility must be allowed for when installing the product.
Please consult the installation manual for the necessary service access size.

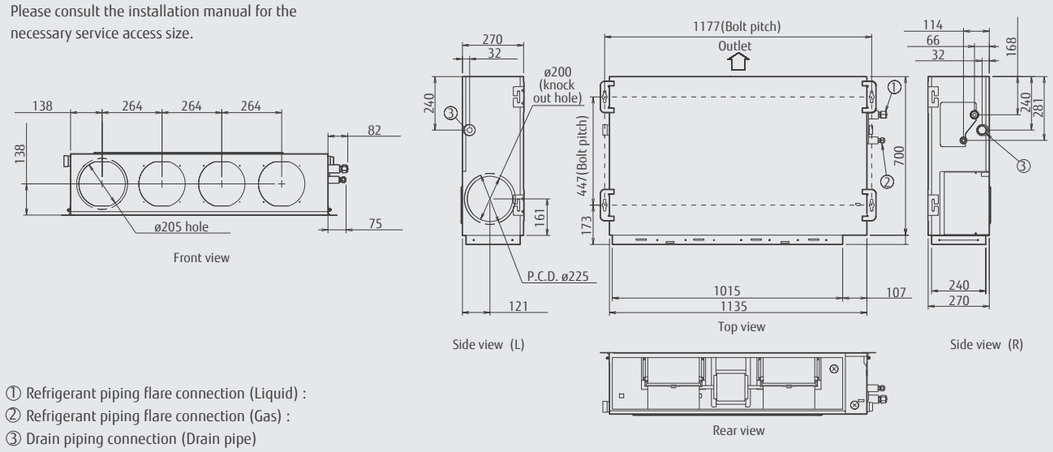

① Refrigerant piping flare connection (Liquid) :
② Refrigerant piping flare connection (Gas) :
③ Drain piping connection (Drain pipe)

CONSTANT SPEED

HIGH STATIC PRESSURE DUCT

Model : ARG60FUAK [3phase] / ARG60UUAK [3phase]





Wired type
(With Weekly / Setback Timer)



AOG60FMAYT
AOG60UMAYT

Refrigerant R410A

Saving Adjust Restart +Setback

Low noise

Turbulent air flow is reduced by cutting off the corners of conventional indoor unit front panel and fan case

Low noise is realized by adopting plastic case, plastic fan.

Plastic fan [45dB(A)]

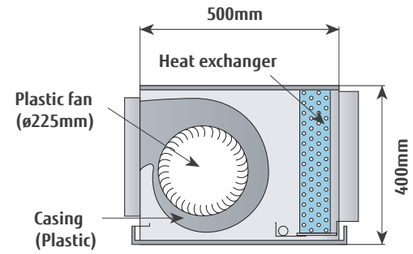

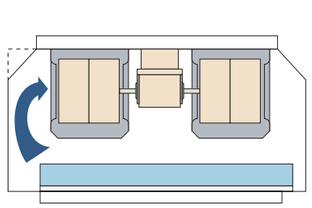

* Model : Material (At 100Pa :
Actual noise measurement value)

Pursuance of amenity performance

Various remote controllers and sensors can be selected

1.Wired Remote Controller with Thermo Sensor

- Room temperature sensor selection
- WEEKLY timer
- Temperature SET BACK timer
- Group control system
- Child lock
- Dual remote controllers <Optional parts>
- AUTO restart

- Energy saving
- Auto changeover (for heating)
- Hot start (for heating)

2.Simple Remote Controller (Optional Parts)

3.Remote Sensor (Optional Parts)



Optional parts

Simple Remote Controller:	UTY-RSNGM
Long-Life Filter:	UTD-LF60KA
Remote Sensor Unit:	UTY-XSZX
External Control Set:	UTD-ECS5A
IR Receiver Unit:	UTY-LRHG1

Specifications

Model No.	Indoor unit		ARG60FUAK	ARG60UUAK
	Outdoor unit		AOG60FMAYT	AOG60UMAYT
Power Source		V/Ø/Hz	400/3/50	400/3/50
Capacity	Cooling	kW	16.5	16.5
		BTU/h	56,300	56,300
	Heating	kW	–	19.5
		BTU/h	–	66,600
Input Power	Cooling/Heating	kW	5.93	6.06/5.54
EER	Cooling	W/W	2.78	2.72
COP	Heating		–	3.52
Running Current	Cooling/Heating	A	10.0/–	10.2/9.8
Moisture Removal		l/h	4.0	4.0
Airflow Rate (High)	Indoor	m³/h	3,500	3,500
Net Dimension H×W×D	Indoor	mm	400×1,050×500	400×1,050×500
Net Weight		kg(lbs)	50(110)	50(110)
	Outdoor	mm	1,290×900×330	1,290×900×330
		kg(lbs)	114(251)	118(260)
Piping Connections (Small / Large)		mm	9.52/19.05	9.52/19.05
Drain Pipe Diameter (I.D./O.D.)			23.4/25.4	23.4/25.4
Max Pipe Length (Pre-Charge)		m	50(20)	50(20)
Max Height Difference			30	30
Operation Range	Cooling	°CDB	0 to 43	0 to 43
	Heating		–	-10 to 24
Refrigerant			R410A	R410A

Dimensions **Models:**

(Unit : mm)

Model: ARG60FUAK / ARG60UUAK

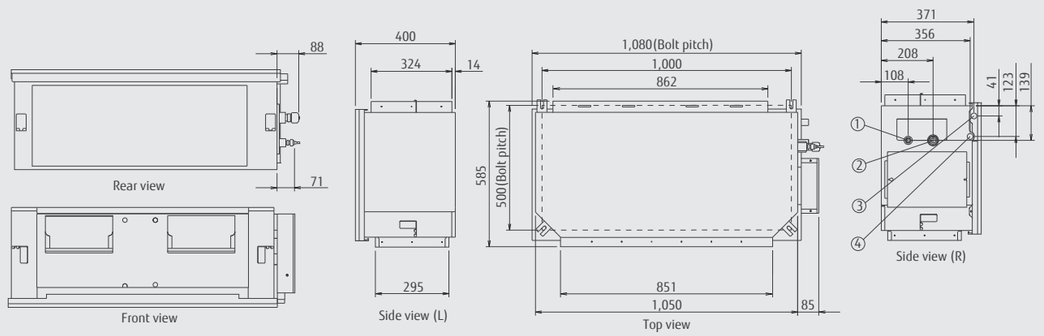

① Refrigerant piping flare connection (Liquid)
② Refrigerant piping flare connection (Gas)
③ Drain piping connection

CONSTANT SPEED

HIGH STATIC PRESSURE DUCT

Model : ARG60AUAK [3phase] / ARG60RUAK [3phase]





Wired type
(With Weekly / Setback Timer)



AOG60APBGT
AOG60RPAGT

Saving Adjust Restart +Setback

Model : ARG90ELC3 [3phase] / ARG90TLC3 [3phase]





Wired type
(With Weekly Timer)



AOG90EPD3L
AOG90TPC3L

Saving Adjust Restart Weekly

Design also corresponding to high static pressure

Model: ARG90TLC3



MAX.
300pa

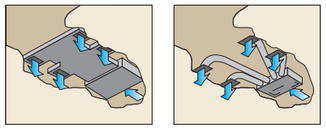

Low noise

Turbulent air flow is reduced by cutting off the corners of conventional indoor unit front panel and fan case

Low noise is realized by adopting plastic case, plastic fan.

Plastic fan [45dB(A)]
(ARG60AUAK / ARG60RUAK)

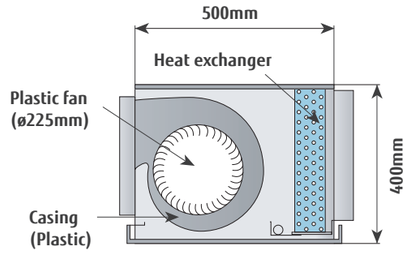

(ARG60AUAK / ARG60RUAK)

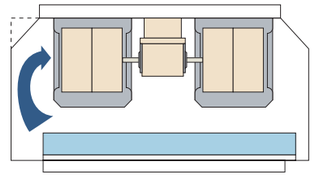

* Model : Material (At 100Pa :
Actual noise measurement value)

Pursuance of amenity performance

Various remote controllers and sensors can be selected

1.Wired Remote Controller with Thermo Sensor

- Room temperature sensor selection
- WEEKLY timer
- Temperature SET BACK timer
- Group control system
- Child lock
- Dual remote controllers <Optional parts>
- AUTO restart

- Energy saving
- Auto changeover (for heating)
- Hot start (for heating)

2.Simple Remote Controller (Optional Parts)

3.Remote Sensor (Optional Parts)



Optional parts

Simple Remote Controller:	UTY-RSNGM
Long-Life Filter:	UTD-LF60KA (For ARG60AUAK / ARG60RUAK)
Remote Sensor Unit:	UTY-XSZX
External Control Set:	UTD-ECS5A (For ARG60AUAK / ARG60RUAK)
IR Receiver Unit:	UTY-LRHG1

Specifications

Model No.	Indoor unit		ARG60AUAK	ARG60RUAK	ARG90ELC3	ARG90TLC3
	Outdoor unit		AOG60APBGT	AOG60RPAGT	AOG90EPD3L	AOG90TPC3L
Power Source		V/Ø/Hz	380-415/3/50	380-415/3/50	380-415/3/50	380-415/3/50
Capacity	Cooling	kW	16.40-17.00	16.40-17.00	25.40-25.40	24.80-25.40
		BTU/h	56,000-58,000	56,000-58,000	86,700-86,700	84,700-86,700
	Heating	kW	–	17.80-18.20	–	28.90-29.50
		BTU/h	–	61,000-62,100	–	98,500-100,500
Input Power	Cooling/Heating	kW	5.80-5.90 / –	5.90-6.00 / 5.05-5.25	10.50-10.50 / –	12.20-12.50 / 12.20-12.50
EER	Cooling	W/W	2.83-2.88	2.78-2.83	2.42-2.42	2.03-2.03
COP	Heating		–	3.52-3.47	–	2.37-2.36
Running Current	Cooling/Heating	A	9.80-9.80 / –	9.80-9.80/ 8.70-8.70	17.50-17.00 / –	19.50-19.50 / 19.50-19.50
Moisture Removal		l/h	6.5	6.5	7.0	7.5
Airflow Rate (High)	Indoor	m³/h	3,600	3,600	4,300	4,300
Net Dimension H×W×D	Indoor	mm	400x1,150x585	400x1,150x585	450x1,550x700	450x1,550x700
Net Weight		kg(lbs)	50.0 (110)	50.0 (110)	85.0 (187)	85.0 (187)
	Outdoor	mm	1,355x940x370	1,355x940x370	1,380x1,300x650	1,380x1,300x650
		kg(lbs)	121.0 (266)	129.0 (284)	243.0 (535)	245.0 (539)
Piping Connections (Small / Large)		mm	9.52/19.05	9.52/19.05	12.7/28.58	12.7/28.58
Max Pipe Length (Pre-Charge)		m	50(7.5)	50(20)	50(30)	50(30)
Max Height Difference			30	30	30	30
Operation Range	Cooling	°CDB	0 to 52	0 to 52	0 to 46	0 to 46
	Heating		–	-8 to 24	–	-10 to 21
Refrigerant			R22	R22	R407C	R407C

*The measurement static pressure of ARG60AU/RU is 100Pa and ARG90EL/TL is 196Pa.

Dimensions

Models:

(Unit : mm)

Model: ARG60AUAK / ARG60RUAK

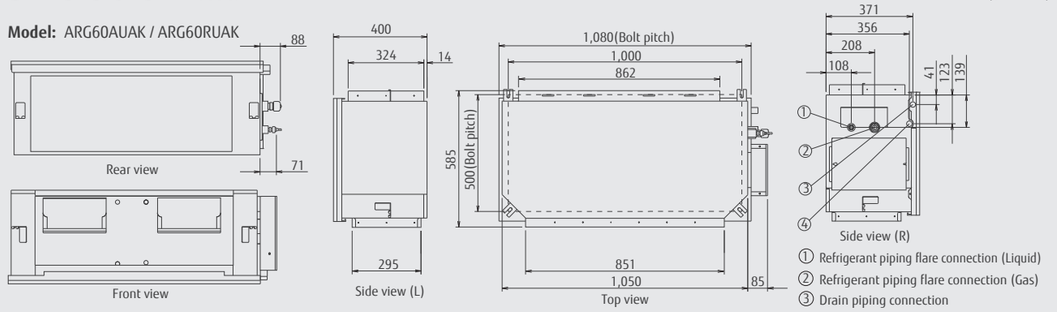

Model: ARG90ELC3 / ARG90TLC3

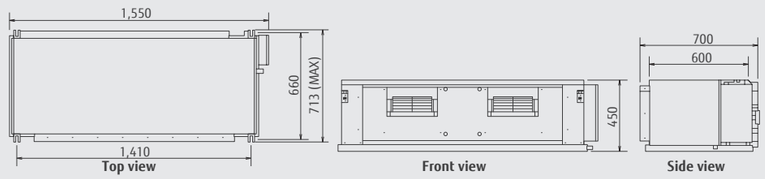

MULTI SPLIT

Multi Split provides comfort in a variety of situations
from home to office and store.

Control several indoor units with one outdoor unit. Build the optimum system you desire.

If you want to keep a large floor as well as many rooms comfortable,
we recommend you use Multi Split to build a simple system using one outdoor unit.
Choose from a large lineup of indoor units that best matches your rooms.
You can mix and match them at will.
Build the system that is just right for you.





116 MULTI SPLIT ALL TYPE LINEUP
118 2&3-4 ROOMS MULTI
120 8 ROOMS MULTI
124 SPECIFICATIONS OF ALL INDOOR UNITS
126 MULTI COMBINATION TABLE
136 OPTIONAL PARTS FOR SPLIT & MULTI SPLIT

MULTI SPLIT ALL TYPE LINEUP

Outdoor Unit : 2 ~ 4 Rooms

Indoor unit

Model name \ kW	NEW ASGG07/09/12LMCA			ASHG07/09/12LUCA			ASGG18/24LFCA		AUGG09/12/14/18LVLA				ARGG09/12/14/18/24LLLA				
	2.0	2.5	3.5	2.0	2.5	3.5	5.0	7.0	2.5	3.5	4.0	5.0	2.5	3.5	4.0	5.0	7.0
2 Rooms Multi Up to 2 units — AOGG14LAC2	●	●	●	●	●	●	–	–	–	–	–	–	–	–	–	–	–
2 Rooms Multi Up to 2 units — AOGG18LAC2	●	●	●	●	●	●	–	–	●	●	–	–	●	●	–	–	–
3 Rooms Multi Up to 3 units — AOGG24LAT3	●	●	●	●	●	●	●	–	●	●	●	●	●	●	●	●	–
4 Rooms Multi Up to 4 units — AOGG30LAT4	●	●	●	●	●	●	●	●	●	●	●	●	●	●	●	●	●

Note : **1. 2 Rooms Multi** :
Connectable indoor units are 2 units.
AOGG14LAC2: Total capacity of indoor units connected must be between 4.0 kW and 6.2 kW.
AOGG18LAC2: Total capacity of indoor units connected must be between 4.0 kW and 7.0 kW.

2. 3 Rooms Multi :
Connectable indoor units are 2 to 3 units.
AOGG24LAT3: Total capacity of indoor units connected must be between 4.0 kW and 10.5 kW.

3. 4 Rooms Multi :
Connectable indoor units are 3 to 4 units.
AOGG30LAT4: Total capacity of indoor units connected must be between 7.9 kW and 14.4 kW.

Outdoor Unit : 8 Rooms

Indoor unit

Model name \ kW	ASHG07/09/12/14LUCA				ASHG07/09/12/14LMCA				ASHG18LFCA ASHG24LFCC		AGHG09/12/14LVCA			ABHG14LVTA ABHG18LVTB		AUHG07/09LVLA, AUHG12/14/18LVLB					ARHG07/09LLTA		ARHG12/14/18LLTB		
	2.0	2.5	3.5	4.0	2.0	2.5	3.5	4.0	5.0	7.0	2.5	3.5	4.0	4.0	5.0	2.0	2.5	3.5	4.0	5.0	2.0	2.5	3.5	4.0	5.0
8 Rooms Multi Up to 8 units — AOHG45LBT8	●	●	●	●	●	●	●	●	●	●	●	●	●	●	●	●	●	●	●	●	●	●	●	●	●

4. 8 Rooms Multi : Connectable indoor units are 2 to 8 units.
AOHG45LBT8: Total capacity of indoor units connected must be between 11.2 kW and 18.2 kW.

2&3-4 ROOMS MULTI

2 Rooms : AOGG14LAC2 / AOGG18LAC2
3 Rooms : AOGG24LAT3
4 Rooms : AOGG30LAT4



2 Rooms　3 Rooms　4 Rooms

ALL DC

Comfortable space that matches your lifestyle

Comfortable space can be provided to match the layout and shape of the room by 1 outdoor unit.



Powerful simultaneous air conditioning even when the rooms are different sizes.

Uneven temperature is not generated due to steady air conditioning even in L-shaped rooms.

Top class energy saving

Equipped with highly efficient rotary compressors (Except AOGG14LAC2) and a DC fan motor to improve efficiency. All models achieve the Ticks 4 energy saving level.

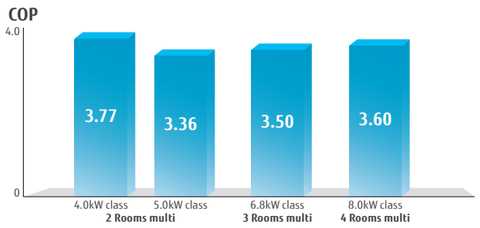



Except AOGG14LAC2

Wide range of indoor units with various models

3 types, 17 models are lined up in the capacity range from 2kW to 7kW class.
Wide capacity range meets the needs from the private room of home or hotel to the large stores.

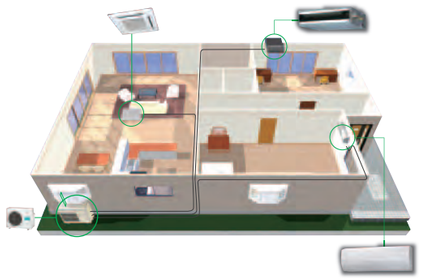

Outdoor unit's space saving design makes for a better looking exterior

Cooling and heating of 2 to 4 rooms is possible by only 1 outdoor unit that is nearly the same size as a single model. Spacious veranda and yard make the exterior simple.



4 rooms multi air conditioning example



Single air conditioner　Multi air conditioner

Outdoor unit Dimensions

2 ROOMS

Model: AOGG14LAC2 / AOGG18LAC2

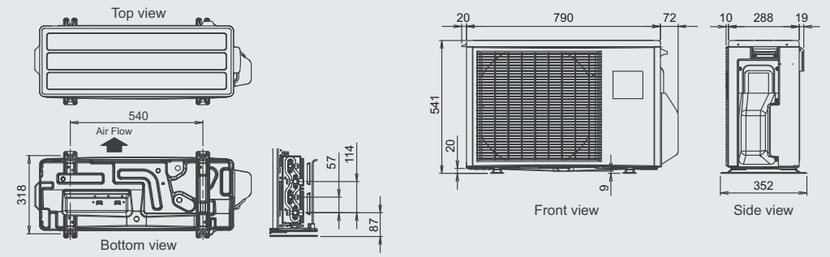

3 ROOMS

Model: AOGG24LAT3

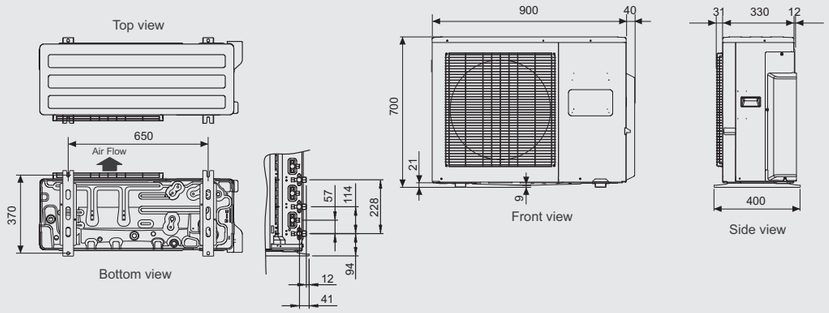

4 ROOMS

Model: AOGG30LAT4

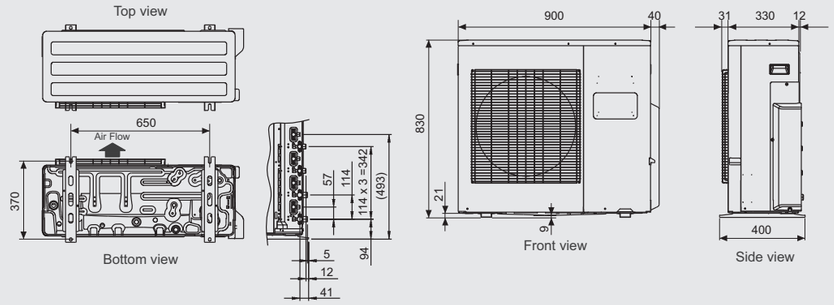

Outdoor unit Specifications

Model No.	Outdoor unit			AOGG14LAC2	AOGG18LAC2	AOGG24LAT3	AOGG30LAT4
Power Source			V/Ø/Hz	230/1/50	230/1/50	230/1/50	230/1/50
Rated Capacity (min-max)		Cooling	kW	4.0(1.4~4.4)	5.0(1.7~5.6)	6.8(1.8~8.5)	8.0(3.5~10.1)
		Heating		4.4(1.1~5.4)	5.6(1.8~6.1)	8.0(2.0~9.2)	9.6(3.7~12.0)
Sound pressure level		Cooling	dB(A)	47	51	48	50
		Heating		49	51	49	51
Net Dimension H x W x D			mm	540x790x290	540x790x290	700x900x330	830x900x330
Weight			kg(lbs)	37(81.6)	38(83.8)	55(121.3)	68(149.9)
Connection pipe	Piping Connections	Small (Liquid)	mm	Ø6.35x2	Ø6.35x2	Ø6.35x3	Ø6.35x4 (*Ø6.35x3, Ø9.52)
		Large (Gas)		Ø9.52x2	Ø9.52x2	Ø9.52x2, Ø12.7	Ø9.52x2, Ø12.7x2
	Max. length	Total / Each	m	30 / 20	30 / 20	50 / 25	70 / 25
	Max. Height Difference	Between Outdoor Unit and Each Indoor Units.		15	15	15	15
		Between Indoor Units.		10	10	10	10
Operation Range		Cooling	°CDB	10~46	10~46	10~46	10~46
		Heating		-10~24	-10~24	-10~24	-10~24
Refrigerant				R410A	R410A	R410A	R410A

Note: Specifications are based on the following conditions.
- Cooling: Indoor temperature of 27°CDB/19°CWB. and outdoor temperature of 35°CDB/24°CWB.
- Heating: Indoor temperature of 20°CDB/15°CWB. and outdoor temperature of 7°CDB/6°CWB.
- Pipe length: 5m, Height difference: 0m. (Outdoor unit - indoor unit)

8 ROOMS MULTI

8 Rooms : AOHG45LBT8

- Suitable for large homes, shops, small buildings, and a variety of other multi installations
- Up to 8 indoor units can be connected
- Excellent installability, lightweight, compact yet high efficiency operation outdoor unit



Refrigerant Piping Parts

Separation Tube
UTP-SX248A



Branch Box
UTP-PY03A / UTP-PY02A



ALL DC

High Efficiency & Compact

Compact outdoor unit



High seasonal efficiency

The actual performance is conducted under various outside temperatures depending on weather and seasons, furthermore, especially for multi system, not all the rooms are operated all the time. So over 90% of actual operation time, air conditioners are operated at partial capacity instead of rated capacity.
Considering these, we focused on energy-saving performance which is based on actual use.
Efficiency of part load performance was drastically improved by developing ALL DC and our own inverter system.

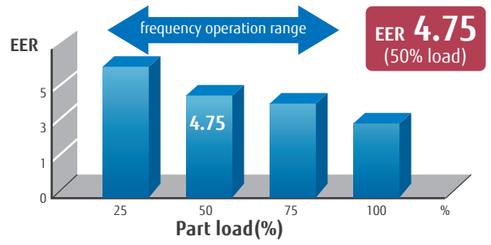

Innovated technology

High efficiency large fan :
New high efficiency fan is mounted.

DC fan motor :
High performance and high efficiency has been realized by using a small DC fan motor.

Heat exchanger :
Reduced compact size and energy saving has been realized by utilizing high density piping design and 3-Row heat exchanger.

High efficiency DC twin rotary compressor :
A high performance, low noise, large capacity DC twin rotary compressor is used.

More Comfort

Quick comfort by optimized refrigerant control

Every room meet set point most quickly and comfortably by optimized refrigerant control.

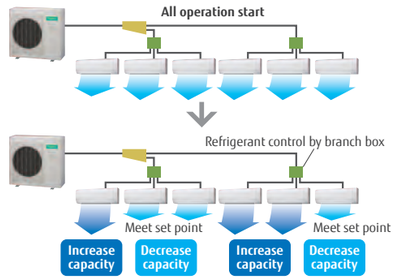

Central Remote Controller

Option

Central remote controller developed for residential applications.
All indoor units can be batched controlled using simple operations. Schedule management and other functions can be used to achieve even greater energy savings.



UTY-DMMGM

Central & Individual Control

Batched control of up to 8 indoor units. The temperature, airflow volume, and remote control prohibition settings of all indoor units can be batched.

User-friendly operation

- Large backlight LED screen
- Large easy-to-see operation panel

Multiple language support

Corresponds to 9 different languages (English, German, French, Spanish, Russian, Portuguese, Italian, Greek, and Turkish)

System configuration

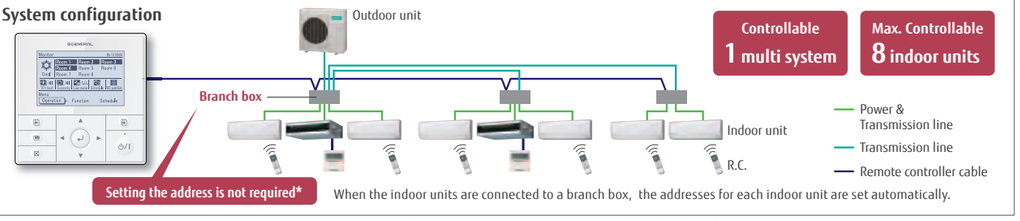

***Note** : Cross-over connections are not allowed in the refrigerant system. Group settings are not allowed.

10°C heat operation

When you leave, minimum heating operation is performed to maintain the room temperature (maintain at 10°C).

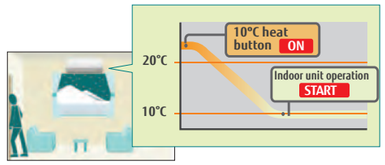

Economy operation

Economy operation is energy saving, as the set temperature of indoor unit is shifted by 1°C and the maximum electric value of the outdoor unit is suppressed.

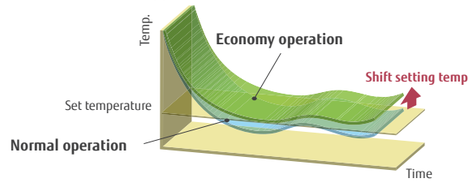

Prohibited Settings

The remote controller operation of all indoor units comes with a lock function to prevent unapproved operations in the various rooms. The central remote controller also has a key lock function to prevent children from playing with it, etc

Weekly schedule timer

The ON/OFF setting can be set for 4 times a day. Two weekly patterns can be set to match the cooling and heating seasons.

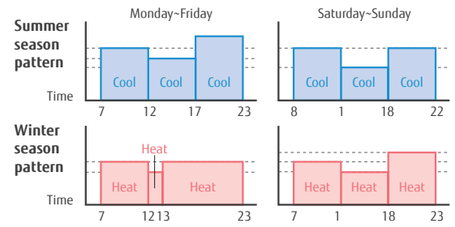

Low noise operation

Users can choose from 4 low noise levels, depending on the installation environment. The operation time can be set using the timer.

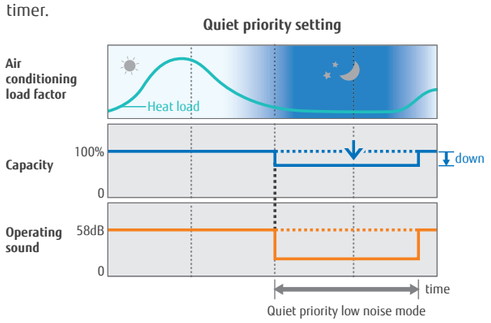

Flexible Design & Easy Installation

Large capacity connection

Up to 8 indoor units can be connected to one outdoor unit.
A maximum of 130% indoor unit connectable capacity. Match any room layout

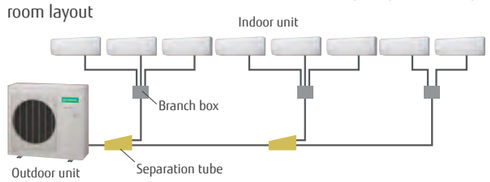

Connectable indoor unit capacity
Ratio up to **130%**

Connectable indoor unit number
Up to **8**

Long piping design

Can be installed in high rise condominium or commercial building

Total pipe length
115m max.

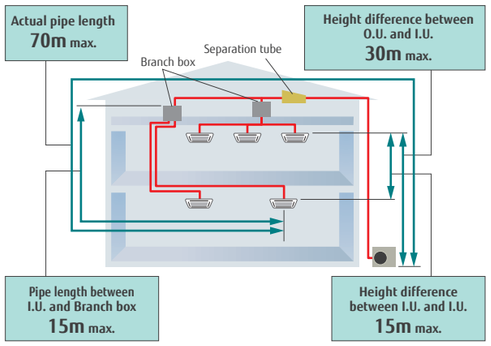

All flare piping connection and simple installation that minimizes wiring mistakes.



Wiring mistake automatic check function

The check operation detects wiring mistakes in advance.

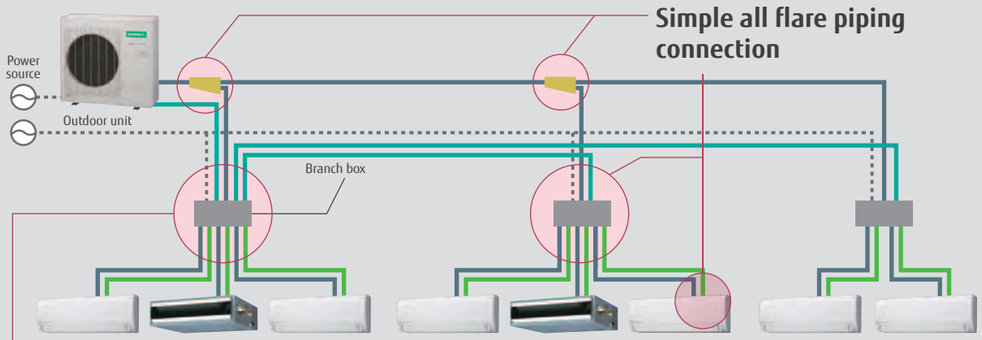

Branch Box can be mounted flexibly.

Allowed Branch Box Mounting Direction

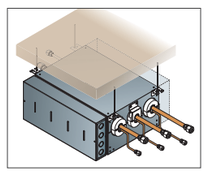

Hanging from the ceiling

Do not hang from the ceiling when performing a vertical installation.

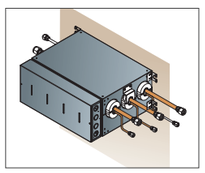

Horizontal Wall Mounting

Install the unit with its top side facing upwards.

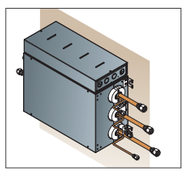

Vertical Wall Mounting

Install the unit with the control box facing upwards.

Outdoor unit Dimensions

Dimensions

(Unit : mm)

Outdoor Unit
AOHG45LBT8

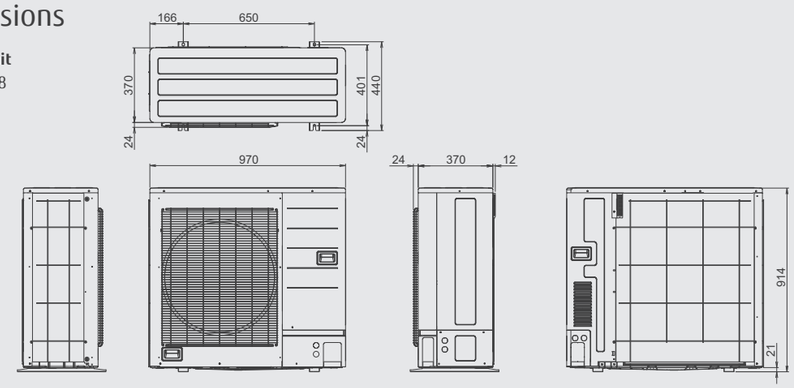

Branch Box
UTP-PY03A
(3 branches type)

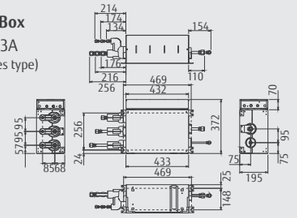

Branch Box
UTP-PY02A
(2 branches type)

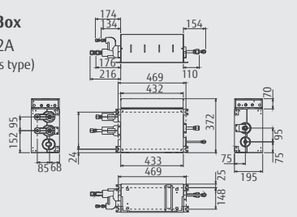

Specifications

Model name			AOHG45LBT8
Maximum Connectable Indoor Unit			8
Indoor unit connectable capacity	Cooling	kW	11.2 - 18.2
Power source		V/ Ø/Hz	230/1/50
Rated Capacity	Cooling	kW	14.0
	Heating		16.0
Input Power	Cooling	kW	5.20
	Heating		5.07
Air flow rate	Cooling	m³/h	4,650
	Heating		4,800
Sound pressure level	Cooling	dB(A)	56
	Heating		58
Heat exchanger fin			Plate fin coil
Net Dimensions H x W x D		mm	914 x970x370
Weight		kg(lbs)	98 (217)
Piping Connections (Small / Large)		mm	9.52/15.88
Max Pipe Length		m	115 (Total)
Max Height Difference (O.U ~ I.U)			30
Operating range	Cooling	°CDB	-5 to 46
	Heating		-15 to 24
Refrigerant			R410A

Model name			UTP-PY03A	UTP-PY02A
Connectable indoor unit			1 to 3 Units	1 to 2 Units
Power source			1Ø 230V ~50Hz	1Ø 230V ~50Hz
Available voltage range			198-264V	198-264V
Powwer consumption		W	10	10
Running currrent		A	0.05	0.05
Dimensions (HxWxD)		mm	195x433x370	195x433x370
Weight		kg	9	9
Connection pipe	Size Liquid	mm	Main: 9.52x1, Branch:6.35x3	Main: 9.52x1, Branch:6.35x2
	Size Gas		Main: 15.88x1, Branch:12.7x3	Main: 15.88x1, Branch:12.7x2
	Method		Flare	Flare

Note: Specifications are based on the following conditions.
Power source of specifications: 230V.

SPECIFICATIONS OF ALL INDOOR UNITS

2 & 3-4 Rooms Multi

Wall Mounted Type





Model No.	Indoor unit			ASGG07LMCA	ASGG09LMCA	ASGG12LMCA	ASHG07LUCA	ASHG09LUCA	ASHG12LUCA
kW Class			kW	2.0	2.5	3.5	2.0	2.5	3.5
Power Source			V/Ø/Hz	230/1/50	230/1/50	230/1/50	230/1/50	230/1/50	230/1/50
Air Flow	Cooling	H/M/L/Q	m^3/h	560/500/430/310	600/520/430/310	660/560/450/310	570/520/470/330	600/550/470/330	660/600/530/330
	Heating			560/500/430/330	600/520/430/330	660/560/470/330	570/520/470/330	600/550/470/330	660/600/530/330
Sound pressure level	Cooling	H/M/L/Q	dB(A)	36/32/29/21	37/33/29/21	40/36/30/21	35/30/28/21	36/32/28/21	37/34/31/21
	Heating			36/32/29/22	37/33/29/22	40/36/31/22	35/30/28/21	36/32/28/21	37/34/31/21
Net Dimension H × W × D			mm	268x840x203	268x840x203	268x840x203	282x870x185	282×870×185	282×870×185
Weight			kg(lbs)	8.5(18.7)	8.5(18.7)	8.5(18.7)	9.5(20.9)	9.5(20.9)	9.5(20.9)
Piping Connections		Liquid/Gas	mm	Ø6.35/Ø9.52	Ø6.35/Ø9.52	Ø6.35/Ø9.52	Ø6.35/Ø9.52	Ø6.35/Ø9.52	Ø6.35/Ø9.52

Wall Mounted Type



Model No.	Indoor unit			ASGG18LFCA	ASGG24LFCA
kW Class			kW	5.0	7.0
Power Source			V/Ø/Hz	230/1/50	230/1/50
Air Flow	Cooling	H/M/L/Q	m^3/h	900/740/620/550	1120/900/740/620
	Heating			900/740/620/550	1100/900/740/620
Sound pressure level	Cooling	H/M/L/Q	dB(A)	43/37/33/26	49/42/37/33
	Heating			42/37/33/25	48/42/37/33
Net Dimension H × W × D			mm	320x998x238	320×998×238
Weight			kg(lbs)	14(30.9)	14(30.9)
Piping Connections		Liquid/Gas	mm	Ø6.35/Ø12.7	Ø6.35/Ø15.88

Compact Cassette Type



Model No.	Indoor unit			AUGG09LVLA	AUGG12LVLA	AUGG14LVLA	AUGG18LVLA
kW Class			kW	2.5	3.5	4.0	5.0
Power Source			V/Ø/Hz	230/1/50	230/1/50	230/1/50	230/1/50
Air Flow	Cooling	H/M/L/Q	m^3/h	540/490/440/390	610/530/470/410	680/580/490/410	750/610/520/410
	Heating			540/490/440/390	610/530/470/410	700/620/550/430	800/710/600/450
Sound pressure level	Cooling	H/M/L/Q	dB(A)	33/31/29/27	37/33/31/28	40/35/32/29	42/37/33/29
	Heating			34/32/29/27	37/33/31/28	40/37/34/29	44/40/37/30
Net Dimension H × W × D			mm	245x570x570	245x570x570	245x570x570	245x570x570
Weight			kg(lbs)	15(33.1)	15(33.1)	15(33.1)	15(33.1)
Panel				UTG-UFGD-W			
Piping Connections		Liquid/Gas	mm	Ø6.35/Ø9.52	Ø6.35/Ø9.52	Ø6.35/Ø12.7	Ø6.35/Ø12.7

Slim Duct Type



Model No.	Indoor unit			ARGG09LLLA	ARGG12LLLA	ARGG14LLLA	ARGG18LLLA	ARGG24LLLA
kW Class			kW	2.5	3.5	4.0	5.0	7.0
Power Source			V/Ø/Hz	230/1/50	230/1/50	230/1/50	230/1/50	230/1/50
Air Flow	Cooling	H/M/L/Q	m^3/h	600/550/500/450	650/600/550/480	800/700/600/480	940/880/820/750	1330/1240/1100/1030
	Heating			600/550/500/450	650/600/550/480	800/700/600/480	940/880/820/750	1330/1240/1100/1030
Sound pressure level	Cooling	H/M/L/Q	dB(A)	28/27/26/25	29/28/27/26	32/30/28/26	32/31/30/29	33/32/30/29
	Heating			28/26/25/24	29/28/27/24	33/30/28/25	33/32/31/29	35/34/32/29
Net Dimension H × W × D			mm	198x700x620	198x700x620	198x700x620	198x900x620	198×1100×620
Weight			kg(lbs)	19(41.9)	19(41.9)	19(41.9)	23(50.7)	27(59.5)
Piping Connections		Liquid/Gas	mm	Ø6.35/Ø9.52	Ø6.35/Ø9.52	Ø6.35/Ø12.7	Ø6.35/Ø12.7	Ø6.35/Ø15.88
External static pressure				0 to 90				0 to 50
Drain pump				Standard				

8 Rooms Multi

Compact wall mounted



Model No.	Indoor unit			ASHG07LUCA	ASHG09LUCA	ASHG12LUCA	ASHG14LUCA
kW Class			kW	2.0	2.5	3.5	4.0
Power Source			V/Ø/Hz	230/1/50	230/1/50	230/1/50	230/1/50
Sound Pressure Level	Cooling	H/M/L/Q	dB(A)	35/30/28/21	36/32/28/21	37/34/31/21	41/36/33/25
	Heating			35/30/28/21	36/32/28/21	37/34/31/21	41/36/34/27
Sound Power Level	Cooling	H	dB(A)	53	54	55	59
	Heating			53	54	55	59
Air Flow	Cooling	H/M/L/Q	m^3/h	570/520/470/330	600/550/470/330	660/600/530/330	710/640/570/390
	Heating			570/520/470/330	600/550/470/330	660/600/530/330	710/640/590/430
Net Dimension			mm	282x870x185	282x870x185	282x870x185	282x870x185
Weight			kg(lbs)	9.5 (21)	9.5 (21)	9.5 (21)	9.5 (21)
Pipe Size		Liquid/Gas	mm	Ø6.35/Ø9.52	Ø6.35/Ø9.52	Ø6.35/Ø9.52	Ø6.35/Ø12.7

Wall mounted





Model No.	Indoor unit			ASHG07LMCA	ASHG09LMCA	ASHG12LMCA	ASHG14LMCA	ASHG18LFCA	ASHG24LFCC
kW Class			kW	2.0	2.5	3.5	4.0	5.0	7.0
Power Source			V/Ø/Hz	230/1/50	230/1/50	230/1/50	230/1/50	230/1/50	230/1/50
Sound Pressure Level	Cooling	H/M/L/Q	dB(A)	36/32/29/21	37/33/29/21	40/36/30/21	42/38/33/25	43/37/33/26	49/42/37/33
	Heating			36/32/29/22	37/33/29/22	40/36/31/22	42/38/35/27	42/37/33/25	48/42/37/33
Sound Power Level	Cooling	H	dB(A)	51	52	54	56	58	64
	Heating			51	52	55	57	58	64
Air Flow	Cooling	H/M/L/Q	m^3/h	560/500/430/310	600/520/430/310	660/560/450/310	730/600/530/360	900/740/620/550	1120/900/740/620
	Heating			560/500/430/330	600/520/430/330	660/560/470/330	730/615/560/375	900/740/620/550	1100/900/740/620
Net Dimension			mm	268x840x203	268x840x203	268x840x203	268x840x203	320x998x238	320×998×238
Weight			kg(lbs)	8.5 (19)	8.5 (19)	8.5 (19)	8.5 (19)	14 (30.8)	14 (30.8)
Pipe Size		Liquid/Gas	mm	Ø6.35/Ø9.52	Ø6.35/Ø9.52	Ø6.35/Ø9.52	Ø6.35/Ø12.7	Ø6.35/Ø12.7	Ø6.35/Ø15.88

Floor



Model No.	Indoor unit			AGHG09LVCA	AGHG12LVCA	AGHG14LVCA
kW Class			kW	2.5	3.5	4.0
Power Source			V/Ø/Hz	230/1/50	230/1/50	230/1/50
Sound Pressure Level	Cooling	H/M/L/Q	dB(A)	39/34/28/22	42/36/30/22	44/38/31/22
	Heating			39/35/30/22	42/38/32/22	44/39/33/22
Sound Power Level	Cooling	H	dB(A)	52	55	56
	Heating			52	55	56
Air Flow	Cooling	H/M/L/Q	m^3/h	530/440/360/270	600/490/380/270	650/520/400/270
	Heating			530/460/380/270	600/510/410/270	650/540/430/270
Net Dimension			mm	600x740x200	600x740x200	600x740x200
Weight			kg(lbs)	14 (30.7)	14 (30.7)	14 (30.7)
Pipe Size		Liquid/Gas	mm	Ø6.35/Ø9.52	Ø6.35/Ø9.52	Ø6.35/Ø12.7

Floor ceiling



Model No.	Indoor unit			ABHG14LVTA	ABHG18LVTB
kW Class			kW	4.0	5.0
Power Source			V/Ø/Hz	230/1/50	230/1/50
Sound Pressure Level	Cooling	H/M/L/Q	dB(A)	36/34/33/29 (Under ceiling) 39/37/36/32 (Floor console)	41/38/34/32 (Under ceiling) 44/41/37/35 (Floor console)
	Heating			36/34/33/29 (Under ceiling) 39/37/36/32 (Floor console)	41/38/34/32 (Under ceiling) 44/41/37/35 (Floor console)
Sound Power Level	Cooling	H	dB(A)	51	55
	Heating			51	55
Air Flow	Cooling	H/M/L/Q	m^3/h	640/590/540/480	780/700/560/500
	Heating			640/590/540/480	780/700/560/500
Net Dimension			mm	199x990x655	199x990x655
Weight			kg(lbs)	27 (60)	27 (60)
Pipe Size		Liquid/Gas	mm	Ø6.35/Ø12.7	Ø6.35/Ø12.7

Compact cassette



Model No.	Indoor unit			AUHG07LVLA	AUHG09LVLA	AUHG12LVLB	AUHG14LVLB	AUHG18LVLB
kW Class			kW	2.0	2.5	3.5	4.0	5.0
Power Source			V/Ø/Hz	230/1/50	230/1/50	230/1/50	230/1/50	230/1/50
Sound Pressure Level	Cooling	H/M/L/Q	dB(A)	33/31/29/27	33/31/29/27	37/33/31/28	40/35/32/29	42/37/33/29
	Heating			34/32/29/27	34/32/29/27	37/33/31/28	40/37/34/29	44/40/37/30
Sound Power Level	Cooling	H	dB(A)	46	46	49	52	54
	Heating			47	47	49	52	56
Air Flow	Cooling	H/M/L/Q	m^3/h	540/490/440/390	540/490/440/390	610/530/470/410	680/580/490/410	750/610/520/410
	Heating			540/490/440/390	540/490/440/390	610/530/470/410	700/620/550/430	800/710/600/450
Net Dimension			mm	245x570x570	245x570x570	245x570x570	245x570x570	245x570x570
Weight			kg(lbs)	15(33.1)	15 (33.1)	15 (33.1)	15 (33.1)	15 (33.1)
Cassette Grille						UTG-UFGD-W		
Pipe Size		Liquid/Gas	mm	Ø6.35/Ø9.52	Ø6.35/Ø9.52	Ø6.35/Ø9.52	Ø6.35/Ø12.7	Ø6.35/Ø12.7

Slim duct



Model No.	Indoor unit			ARHG07LLTA	ARHG09LLTA	ARHG12LLTB	ARHG14LLTB	ARHG18LLTB
kW Class			kW	2.0	2.5	3.5	4.0	5.0
Power Source			V/Ø/Hz	230/1/50	230/1/50	230/1/50	230/1/50	230/1/50
Sound Pressure Level	Cooling	H/M/L/Q	dB(A)	28/26/25/24	28/27/26/25	29/28/27/26	32/30/28/26	32/31/30/29
	Heating			28/26/25/24	28/26/25/24	29/28/27/24	33/30/28/25	33/32/31/29
Sound Power Level	Cooling	H	dB(A)	57	57	58	60	58
	Heating			57	57	58	61	59
Air Flow	Cooling	H/M/L/Q	m^3/h	550/490/470/440	600/550/500/450	650/600/550/480	800/700/600/480	940/880/820/750
	Heating			550/490/470/440	600/550/500/450	650/600/550/480	800/700/600/480	940/880/820/750
Net Dimension			mm	198x700x620	198x700x620	198x700x620	198x700x620	198x900x620
Weight			kg(lbs)	17 (37.5)	19 (41.8)	19 (41.8)	19 (41.8)	23 (50.6)
Pipe Size		Liquid/Gas	mm	Ø6.35/Ø9.52	Ø6.35/Ø9.52	Ø6.35/Ø9.52	Ø6.35/Ø12.7	Ø6.35/Ø12.7
External static pressure				0 to 90				
Drain pump				Standard				

MULTI COMBINATION TABLE

2 Rooms Multi cooling

AOGG14LAC2	Combination of indoor unit			COOLING OPERATION				
				Cooling Capacity			Input Power (min-max)	COP (W/W)
				Room 1	Room 2	Total Capacity (min-max)		
	room 1	room 2	total	KW	KW	KW	KW	
1 Room	7	-	7	2.10	-	2.10(1.20-2.70)	0.59(0.30-0.76)	3.56
	9	-	9	2.50	-	2.50(1.20-3.20)	0.65(0.30-1.03)	3.85
	12	-	12	3.50	-	3.50(1.20-3.70)	1.01(0.30-1.21)	3.47
2 Room	7	7	14	2.00	2.00	4.00(1.40-4.40)	1.06(0.35-1.40)	3.77
	7	9	16	1.95	2.05	4.00(1.40-4.40)	1.06(0.35-1.40)	3.77
	7	12	19	1.65	2.35	4.00(1.40-4.60)	1.02(0.35-1.47)	3.92
	9	9	18	2.00	2.00	4.00(1.40-4.50)	1.06(0.35-1.43)	3.77
	9	12	21	1.70	2.30	4.00(1.40-4.70)	1.02(0.35-1.47)	3.92

Note: •7:7000Btu/h / 9:9000Btu/h / 12:12000Btu/h models
•Connectable indoor units are only wall mounted type.
•Operating data under running indoor units are shown on the above table.
•2 or more indoor units should be connected.
•Cooling capacity is based on 27°CDB/19°CWB (indoor temperature), 35°CDB (outdoor temperature).
•Pipe Length: 5m, Height difference: 0m (Outdoor unit to Indoor unit)
•The Total ability of connected a indoor unit is up to 21000Btu from 14000Btu.

AOGG18LAC2	Combination of indoor unit			COOLING OPERATION				
				Cooling Capacity			Input Power (min-max)	COP (W/W)
				Room 1	Room 2	Total Capacity (min-max)		
	Room 1	Room 2	Total	KW	KW	KW	KW	
1 Room	7	-	7	2.10	-	2.10(1.40-2.70)	0.48(0.30-0.72)	4.38
	9	-	9	2.50	-	2.50(1.40-3.20)	0.64(0.30-1.05)	3.94
	12	-	12	3.50	-	3.50(1.40-3.70)	1.02(0.30-1.34)	3.43
2 Room	7	7	14	2.10	2.10	4.20(1.70-5.20)	1.24(0.35-1.68)	3.39
	7	9	16	2.10	2.50	4.60(1.70-5.30)	1.26(0.35-1.79)	3.65
	7	12	19	1.90	3.10	5.00(1.70-5.60)	1.48(0.35-1.95)	3.38
	9	9	18	2.50	2.50	5.00(1.70-5.60)	1.49(0.35-1.95)	3.36
	9	12	21	2.10	2.90	5.00(1.70-5.70)	1.48(0.35-1.95)	3.38
	12	12	24	2.50	2.50	5.00(1.70-5.80)	1.49(0.35-1.99)	3.36

Note: •7:7000Btu/h / 9:9000Btu/h / 12:12000Btu/h models
•Operating data under running indoor units are shown on the above table.
•2 or more indoor units should be connected.
•Cooling capacity is based on 27°CDB/19°CWB (indoor temperature), 35°CDB (outdoor temperature).
•Pipe Length: 5m, Height difference: 0m (Outdoor unit to Indoor unit)
•The Total ability of connected a indoor unit is up to 24000Btu from 14000Btu.

3 Rooms Multi cooling

AOGG24LAT3	Combination of indoor unit				COOLING OPERATION					
					Cooling Capacity				Input Power (min-max)	COP (W/W)
					Room 1	Room 2	Room 3	Total (min-max)		
	Room 1	Room 2	Room 3	Total	KW	KW	KW	KW	KW	
1 Room	7	-	-	7	2.30	-	-	2.3(1.5-2.7)	0.65(0.45-0.75)	3.54
	9	-	-	9	2.70	-	-	2.7(1.5-3.3)	0.80(0.45-1.09)	3.38
	12	-	-	12	3.50	-	-	3.5(1.5-3.7)	1.09(0.45-1.15)	3.21
	14	-	-	14	4.20	-	-	4.2(1.5-4.8)	1.16(0.45-1.41)	3.62
	18	-	-	18	5.00	-	-	5.0(1.8-5.6)	1.50(0.50-1.96)	3.33
2 Room	7	7	-	14	2.30	2.30	-	4.6(1.8-5.0)	1.20(0.50-1.40)	3.83
	7	9	-	16	2.30	2.70	-	5.0(1.8-5.7)	1.36(0.50-1.78)	3.68
	7	12	-	19	2.38	3.42	-	5.8(1.8-6.1)	1.70(0.50-1.97)	3.41
	7	14	-	21	2.37	4.13	-	6.5(1.8-7.2)	1.91(0.50-2.46)	3.40
	7	18	-	25	2.08	4.52	-	6.6(1.8-7.8)	1.91(0.50-2.87)	3.46
	9	9	-	18	2.75	2.75	-	5.5(1.8-6.2)	1.55(0.50-2.02)	3.55
	9	12	-	21	2.79	3.41	-	6.2(1.8-6.8)	1.90(0.50-2.45)	3.26
	9	14	-	23	2.66	3.94	-	6.6(1.8-7.7)	1.91(0.50-2.77)	3.46
	9	18	-	27	2.35	4.35	-	6.7(1.8-7.9)	1.91(0.50-2.87)	3.51
	12	12	-	24	3.15	3.15	-	6.3(1.8-7.2)	1.90(0.50-2.74)	3.32
	12	14	-	26	3.03	3.67	-	6.7(1.8-7.8)	1.91(0.50-2.87)	3.51
	12	18	-	30	2.66	4.04	-	6.7(1.8-7.9)	1.92(0.50-2.87)	3.49
3 Room	7	7	7	21	2.27	2.27	2.27	6.8(1.8-7.4)	1.92(0.50-2.37)	3.54
	7	7	9	23	2.14	2.14	2.52	6.8(1.8-7.8)	1.93(0.50-2.60)	3.52
	7	7	12	26	1.98	1.98	2.84	6.8(1.8-8.1)	1.93(0.50-2.87)	3.52
	7	7	14	28	1.82	1.82	3.16	6.8(2.0-8.4)	1.94(0.60-2.87)	3.51
	7	7	18	32	1.63	1.63	3.54	6.8(2.0-8.5)	1.94(0.60-2.87)	3.51
	7	9	9	25	2.03	2.38	2.38	6.8(1.8-8.2)	1.93(0.50-2.87)	3.52
	7	9	12	28	1.88	2.21	2.70	6.8(1.8-8.2)	1.93(0.50-2.87)	3.52
	7	9	14	30	1.74	2.04	3.02	6.8(2.0-8.4)	1.94(0.60-2.87)	3.51
	7	9	18	34	1.56	1.84	3.40	6.8(2.0-8.5)	1.94(0.60-2.87)	3.51
	7	12	12	31	1.76	2.52	2.52	6.8(1.8-8.2)	1.94(0.50-2.87)	3.51
	7	12	14	33	1.63	2.34	2.83	6.8(2.0-8.5)	1.94(0.60-2.87)	3.51
	9	9	9	27	2.27	2.27	2.27	6.8(1.8-8.2)	1.94(0.50-2.87)	3.51
	9	9	12	30	2.11	2.11	2.58	6.8(1.8-8.3)	1.94(0.50-2.87)	3.51
	9	9	14	32	1.95	1.95	2.89	6.8(2.0-8.5)	1.94(0.60-2.87)	3.51
	9	9	18	36*1	1.77	1.77	3.27	6.8(2.0-8.5)	1.94(0.60-2.87)	3.51
	9	12	12	33	1.97	2.41	2.41	6.8(1.8-8.3)	1.94(0.50-2.87)	3.51
	9	12	14	35	1.84	2.24	2.72	6.8(2.0-8.5)	1.94(0.60-2.87)	3.51
	12	12	12	36	2.27	2.27	2.27	6.8(1.8-8.3)	1.94(0.50-2.87)	3.51

Note: •7:7000Btu/h / 9:9000Btu/h / 12:12000Btu/h / 14:14000Btu/h / 18:18000Btu/h models
•Operating data under running indoor units are shown on the above table.
•2 or more indoor units should be connected.
•Cooling capacity is based on 27°CDB/19°CWB (indoor temperature), 35°CDB (outdoor temperature).
•Pipe Length: 5m, Height difference: 0m (Outdoor unit to Indoor unit)
•The Total ability of connected a indoor unit is up to 36000Btu from 14000Btu.
*1: When ASGG18L is connected, connect at least 1 wall mounted type for 9000Btu.

2 Rooms Multi heating

AOGG14LAC2	Combination of indoor unit			HEATING OPERATION				
				Heating Capacity			Input Power (min-max)	COP (W/W)
				Room 1	Room 2	Total Capacity (min-max)		
	room 1	room 2	total	KW	KW	KW	KW	
1 Room	7	-	7	2.70	-	2.70(0.90-3.30)	0.64(0.25-0.89)	4.22
	9	-	9	3.30	-	3.30(0.90-4.20)	0.87(0.25-1.37)	3.79
	12	-	12	4.00	-	4.00(0.90-4.80)	1.13(0.25-1.59)	3.54
2 Room	7	7	14	2.20	2.20	4.40(1.10-5.40)	1.03(0.25-1.78)	4.27
	7	9	16	2.15	2.25	4.40(1.10-5.40)	1.03(0.25-1.78)	4.27
	7	12	19	1.95	2.45	4.40(1.10-5.50)	1.02(0.25-1.76)	4.31
	9	9	18	2.20	2.20	4.40(1.10-5.40)	1.03(0.25-1.78)	4.27
	9	12	21	2.00	2.40	4.40(1.10-5.50)	1.02(0.25-1.76)	4.31

Note: •7:7000Btu/h / 9:9000Btu/h / 12:12000Btu/h models
•Connectable indoor units are only wall mounted type.
•Operating data under running indoor units are shown on the above table.
•2 or more indoor units should be connected.
•Heating capacity is based on 20°CDB (indoor temperature), 7°CDB / 6°CWB (outdoor temperature).
•Pipe Length: 5m, Height difference: 0m (Outdoor unit to Indoor unit)
•The Total ability of connected a indoor unit is up to 21000Btu from 14000Btu.

AOGG18LAC2	Combination of indoor unit			HEATING OPERATION				
				Heating Capacity			Input Power (min-max)	COP (W/W)
				Room 1	Room 2	Total Capacity (min-max)		
	Room 1	Room 2	Total	KW	KW	KW	KW	
1 Room	7	-	7	2.70	-	2.70(1.40-3.30)	0.48(0.30-0.72)	4.38
	9	-	9	3.30	-	3.30(1.40-4.20)	0.64(0.30-1.05)	3.94
	12	-	12	4.00	-	4.00(1.40-4.80)	1.02(0.30-1.34)	3.43
2 Room	7	7	14	2.70	2.70	5.40(1.80-6.00)	1.24(0.35-1.68)	3.39
	7	9	16	2.50	3.00	5.50(1.80-6.00)	1.26(0.35-1.79)	3.65
	7	12	19	2.30	3.30	5.60(1.80-6.10)	1.48(0.35-1.95)	3.38
	9	9	18	2.80	2.80	5.60(1.80-6.10)	1.49(0.35-1.95)	3.36
	9	12	21	2.45	3.15	5.60(1.80-6.20)	1.48(0.35-1.95)	3.38
	12	12	24	2.80	2.80	5.60(1.80-6.30)	1.49(0.35-1.99)	3.36

Note: •7:7000Btu/h / 9:9000Btu/h / 12:12000Btu/h models
•Operating data under running indoor units are shown on the above table.
•2 or more indoor units should be connected.
•Heating capacity is based on 20°CDB (indoor temperature), 7°CDB / 6°CWB (outdoor temperature).
•Pipe Length: 5m, Height difference: 0m (Outdoor unit to Indoor unit)
•The Total ability of connected a indoor unit is up to 24000Btu from 14000Btu.

3 Rooms Multi heating

AOGG24LAT3	Combination of indoor unit				HEATING OPERATION					
					Heating Capacity				Input Power (min-max)	COP (W/W)
					Room 1	Room 2	Room 3	Total (min-max)		
	Room 1	Room 2	Room 3	Total	KW	KW	KW	KW	KW	
1 Room	7	-	-	7	2.70	-	-	2.7(1.5-3.3)	0.83(0.43-1.00)	3.25
	9	-	-	9	3.30	-	-	3.3(1.5-4.2)	1.00(0.42-1.30)	3.30
	12	-	-	12	3.80	-	-	3.8(1.5-4.8)	1.26(0.42-1.62)	3.02
	14	-	-	14	4.80	-	-	4.8(1.5-5.8)	1.30(0.42-1.70)	3.69
	18	-	-	18	6.00	-	-	6.0(1.6-7.1)	1.85(0.42-2.40)	3.24
2 Room	7	7	-	14	2.75	2.75	-	5.5(2.0-6.1)	1.55(0.52-1.93)	3.55
	7	9	-	16	2.80	3.30	-	6.1(2.0-7.0)	1.82(0.52-2.52)	3.35
	7	12	-	19	2.88	4.12	-	7.0(2.0-7.3)	2.31(0.52-2.66)	3.03
	7	14	-	21	2.80	4.80	-	7.6(2.0-8.3)	2.28(0.50-2.87)	3.33
	7	18	-	25	2.51	5.39	-	7.9(2.0-8.3)	2.34(0.50-2.87)	3.38
	9	9	-	18	3.30	3.30	-	6.6(2.0-7.4)	2.04(0.52-2.68)	3.24
	9	12	-	21	3.30	4.00	-	7.3(2.0-7.7)	2.43(0.52-2.87)	3.00
	9	14	-	23	3.22	4.68	-	7.9(2.0-8.3)	2.38(0.50-2.87)	3.32
	9	18	-	27	2.84	5.16	-	8.0(2.0-8.5)	2.32(0.50-2.87)	3.45
	12	12	-	24	3.80	3.80	-	7.6(2.0-7.8)	2.54(0.52-2.87)	2.99
	12	14	-	26	3.59	4.31	-	7.9(2.0-8.4)	2.37(0.50-2.87)	3.33
	12	18	-	30	3.20	4.80	-	8.0(2.0-8.6)	2.31(0.50-2.87)	3.46
3 Room	7	7	7	21	2.47	2.47	2.47	7.4(2.0-8.6)	2.05(0.50-2.68)	3.61
	7	7	9	23	2.42	2.42	2.86	7.7(2.0-8.8)	2.11(0.50-2.87)	3.65
	7	7	12	26	2.28	2.28	3.25	7.8(2.0-8.9)	2.10(0.50-2.80)	3.71
	7	7	14	28	2.13	2.13	3.65	7.9(2.0-9.2)	2.02(0.50-2.72)	3.91
	7	7	18	32	1.91	1.91	4.09	7.9(2.0-9.2)	2.00(0.50-2.70)	3.95
	7	9	9	25	2.32	2.74	2.74	7.8(2.0-9.0)	2.10(0.50-2.87)	3.71
	7	9	12	28	2.16	2.55	3.09	7.8(2.0-9.1)	2.09(0.50-2.87)	3.73
	7	9	14	30	2.06	2.42	3.52	8.0(2.0-9.2)	2.02(0.50-2.72)	3.96
	7	9	18	34	1.85	2.18	3.97	8.0(2.0-9.2)	2.00(0.50-2.69)	4.00
	7	12	12	31	2.05	2.93	2.93	7.9(2.0-9.1)	2.08(0.50-2.87)	3.80
	7	12	14	33	1.93	2.76	3.31	8.0(2.0-9.2)	2.01(0.50-2.70)	3.98
	9	9	9	27	2.63	2.63	2.63	7.9(2.0-9.1)	2.09(0.50-2.87)	3.78
	9	9	12	30	2.46	2.46	2.98	7.9(2.0-9.2)	2.08(0.50-2.87)	3.80
	9	9	14	32	2.32	2.32	3.37	8.0(2.0-9.2)	2.00(0.50-2.70)	4.00
	9	9	18	36*1	2.10	2.10	3.81	8.0(2.0-9.2)	1.98(0.50-2.68)	4.04
	9	12	12	33	2.34	2.83	2.83	8.0(2.0-9.2)	2.07(0.50-2.80)	3.86
	9	12	14	35	2.18	2.64	3.17	8.0(2.0-9.2)	2.00(0.50-2.69)	4.00
	12	12	12	36	2.67	2.67	2.67	8.0(2.0-9.2)	2.06(0.50-2.78)	3.88

Note: •7:7000Btu/h / 9:9000Btu/h / 12:12000Btu/h / 14:14000Btu/h / 18:18000Btu/h models
•Operating data under running indoor units are shown on the above table.
•2 or more indoor units should be connected.
•Heating capacity is based on 20°CDB (indoor temperature), 7°CDB / 6°CWB (outdoor temperature).
•Pipe Length: 5m, Height difference: 0m (Outdoor unit to Indoor unit)
•The Total ability of connected a indoor unit is up to 36000Btu from 14000Btu.
*1: When ASGG18L is connected, connect at least 1 wall mounted type for 9000Btu.

MULTI COMBINATION TABLE

4 Rooms Multi cooling

AOGG30LAT4	Combination of indoor unit					COOLING OPERATION						
						Cooling Capacity					Input Power (min-max)	COP (W/W)
						Room 1	Room 2	Room 3	Room 4	Total Capacity (min-max)		
	Room 1	Room 2	Room 3	Room 4	Total	KW	KW	KW	KW	KW	KW	
1 Room	7	-	-	-	7	2.30	-	-	-	2.3(1.6-2.7)	0.78(0.56-0.99)	2.95
	9	-	-	-	9	2.70	-	-	-	2.7(1.6-3.4)	0.94(0.56-1.25)	2.87
	12	-	-	-	12	3.50	-	-	-	3.5(1.6-3.8)	1.24(0.56-1.40)	2.82
	14	-	-	-	14	4.00	-	-	-	4.0(1.7-4.5)	1.40(0.57-1.68)	2.86
	18	-	-	-	18	5.20	-	-	-	5.2(1.7-6.0)	1.68(0.56-2.20)	3.10
	24	-	-	-	24	6.80	-	-	-	6.8(1.8-7.4)	2.40(0.56-2.86)	2.83
2 Room	7	7	-	-	14	2.30	2.30	-	-	4.6(1.8-5.2)	1.42(0.60-1.62)	3.24
	7	9	-	-	16	2.30	2.70	-	-	5.0(1.8-6.0)	1.60(0.60-2.16)	3.13
	7	12	-	-	19	2.30	3.50	-	-	5.8(1.8-6.2)	2.00(0.60-2.20)	2.90
	7	14	-	-	21	2.30	4.00	-	-	6.3(1.8-7.1)	2.15(0.60-2.50)	2.93
	7	18	-	-	25	2.10	4.80	-	-	6.9(2.8-8.2)	2.10(0.90-2.85)	3.29
	7	24	-	-	31	1.80	5.40	-	-	7.2(2.8-9.3)	2.16(0.90-3.58)	3.33
	9	9	-	-	18	2.70	2.70	-	-	5.4(1.8-6.4)	1.68(0.60-2.23)	3.21
	9	12	-	-	21	2.70	3.50	-	-	6.2(2.8-6.8)	2.16(0.90-2.50)	2.87
	9	14	-	-	23	2.70	4.00	-	-	6.7(2.8-7.8)	2.35(0.90-2.90)	2.85
	9	18	-	-	27	2.40	4.60	-	-	7.0(2.8-8.7)	2.15(0.90-3.25)	3.26
	9	24	-	-	33	2.07	5.23	-	-	7.3(2.8-9.5)	2.15(0.90-3.52)	3.40
	12	12	-	-	24	3.35	3.35	-	-	6.7(2.8-7.3)	2.36(0.90-2.80)	2.84
	12	14	-	-	26	3.22	3.68	-	-	6.9(2.8-8.5)	2.18(0.90-3.30)	3.17
	12	18	-	-	30	2.82	4.18	-	-	7.0(2.8-9.1)	2.15(0.90-3.52)	3.26
	12	24	-	-	36	2.48	4.82	-	-	7.3(2.8-9.5)	2.15(0.90-3.52)	3.40
	14	14	-	-	28	3.55	3.55	-	-	7.1(2.8-9.0)	2.20(0.90-3.40)	3.23
	14	18	-	-	32	3.13	4.07	-	-	7.2(2.8-9.3)	2.20(0.90-3.52)	3.27
	14	24	-	-	38	2.74	4.66	-	-	7.4(3.4-9.7)	2.20(1.10-3.52)	3.36
	18	18	-	-	36	3.70	3.70	-	-	7.4(3.4-9.7)	2.20(1.10-3.52)	3.36
	18	24	-	-	42	3.25	4.25	-	-	7.5(3.4-9.9)	2.20(1.10-3.52)	3.41
3 Room	7	7	7	-	21	2.30	2.30	2.30	-	6.9(1.8-7.5)	2.20(0.60-2.44)	3.14
	7	7	9	-	23	2.30	2.30	2.70	-	7.3(2.8-7.7)	2.35(0.90-2.55)	3.11
	7	7	12	-	26	1.99	1.99	3.02	-	7.0(2.8-8.2)	2.17(0.90-2.90)	3.23
	7	7	14	-	28	1.96	1.96	3.27	-	7.2(1.6-8.9)	2.22(0.68-3.43)	3.24
	7	7	18	-	32	1.81	1.81	4.08	-	7.7(2.8-10.0)	2.22(0.98-3.55)	3.47
	7	7	24	-	38	1.61	1.61	4.57	-	7.8(2.8-10.1)	2.19(0.98-3.53)	3.56
	7	9	9	-	25	2.09	2.45	2.45	-	7.0(2.8-8.3)	2.17(0.90-2.90)	3.23
	7	9	12	-	28	2.08	2.34	2.78	-	7.2(1.6-8.9)	2.22(0.68-3.41)	3.24
	7	9	14	-	30	1.90	2.14	3.16	-	7.2(2.8-9.1)	2.22(0.98-3.56)	3.24
	7	9	18	-	34	1.76	1.98	3.96	-	7.7(2.8-9.9)	2.22(0.98-3.56)	3.47
	7	9	24	-	40	1.57	1.77	4.46	-	7.8(2.8-10.1)	2.19(0.98-3.53)	3.56
	7	12	12	-	31	1.96	2.62	2.62	-	7.2(1.6-9.1)	2.22(0.68-3.54)	3.24
	7	12	14	-	33	1.83	2.43	3.04	-	7.3(2.8-9.2)	2.22(0.98-3.56)	3.29
	7	12	18	-	37	1.68	2.24	3.78	-	7.7(2.8-9.9)	2.22(0.98-3.56)	3.47
	7	12	24	-	43	1.51	2.01	4.28	-	7.8(2.8-10.1)	2.19(0.98-3.56)	3.56
	7	14	14	-	35	1.68	2.81	2.81	-	7.3(2.8-9.3)	2.22(0.98-3.58)	3.29
	7	14	18	-	39	1.57	2.61	3.52	-	7.7(3.5-10.0)	2.22(1.17-3.58)	3.47
	7	14	24	-	45	1.44	2.39	4.07	-	7.9(3.5-10.1)	2.20(1.17-3.58)	3.59
	7	18	18	-	43	1.42	3.19	3.19	-	7.8(3.5-10.1)	2.22(1.17-3.58)	3.51
	7	18	24	-	49	1.30	2.92	3.68	-	7.9(4.7-10.1)	2.22(1.27-3.58)	3.56
	9	9	9	-	27	2.40	2.40	2.40	-	7.2(2.8-8.9)	2.22(0.98-3.42)	3.24
	9	9	12	-	30	2.26	2.26	2.68	-	7.2(2.8-9.1)	2.22(0.98-3.54)	3.24
	9	9	14	-	32	2.10	2.10	3.11	-	7.3(2.8-9.2)	2.22(0.98-3.57)	3.29
	9	9	18	-	36	1.93	1.93	3.85	-	7.7(2.8-9.9)	2.22(0.98-3.56)	3.47
	9	9	24	-	42	1.73	1.73	4.35	-	7.8(2.8-10.1)	2.20(1.17-3.54)	3.55
	9	12	12	-	33	2.14	2.53	2.53	-	7.2(2.8-9.1)	2.22(0.98-3.54)	3.24
	9	12	14	-	35	1.99	2.36	2.95	-	7.3(2.8-9.2)	2.22(0.98-3.57)	3.29
	9	12	18	-	39	1.84	2.18	3.68	-	7.7(2.8-9.9)	2.22(0.98-3.56)	3.47
	9	12	24	-	45	1.66	1.97	4.18	-	7.8(2.8-10.1)	2.19(0.98-3.56)	3.56
	9	14	14	-	37	1.84	2.73	2.73	-	7.3(3.5-9.3)	2.22(1.17-3.58)	3.29
	9	14	18	-	41	1.74	2.58	3.48	-	7.8(3.5-10.0)	2.22(1.17-3.58)	3.51
	9	14	24	-	47	1.58	2.34	3.98	-	7.9(3.5-10.1)	2.22(1.27-3.56)	3.56
	9	18	18	-	45	1.56	3.12	3.12	-	7.8(4.7-10.1)	2.22(1.27-3.58)	3.51
	12	12	12	-	36	2.43	2.43	2.43	-	7.3(2.8-9.2)	2.22(0.98-3.55)	3.29
	12	12	14	-	38	2.28	2.28	2.85	-	7.4(2.8-9.3)	2.22(0.98-3.58)	3.33
	12	12	18	-	42	2.12	2.12	3.57	-	7.8(3.5-10.0)	2.22(1.17-3.57)	3.51
	12	12	24	-	48	1.92	1.92	4.07	-	7.9(3.5-10.1)	2.20(1.17-3.54)	3.59
	12	14	14	-	40	2.11	2.64	2.64	-	7.4(3.5-9.4)	2.22(1.17-3.58)	3.33
	12	14	18	-	44	1.98	2.48	3.34	-	7.8(3.5-10.1)	2.22(1.17-3.58)	3.51
	12	18	18	-	48	1.81	3.05	3.05	-	7.9(4.7-10.1)	2.22(1.27-3.58)	3.56
4 Room	7	7	7	7	28	1.90	1.90	1.90	1.90	7.6(1.6-9.6)	2.20(0.68-3.41)	3.45
	7	7	7	9	30	1.84	1.84	1.84	2.07	7.6(1.6-9.8)	2.22(0.68-3.54)	3.42
	7	7	7	12	33	1.78	1.78	1.78	2.37	7.7(1.6-9.9)	2.22(0.68-3.54)	3.47
	7	7	7	14	35	1.65	1.65	1.65	2.75	7.7(2.8-9.9)	2.22(0.98-3.56)	3.47
	7	7	7	18	39	1.52	1.52	1.52	3.43	8.0(2.8-10.1)	2.20(0.98-3.55)	3.64
	7	7	9	9	32	1.81	1.81	2.04	2.04	7.7(2.8-9.7)	2.22(0.98-3.42)	3.47
	7	7	9	12	35	1.73	1.73	1.94	2.30	7.7(2.8-9.9)	2.22(0.98-3.55)	3.47
	7	7	9	14	37	1.61	1.61	1.81	2.68	7.7(2.8-10.0)	2.22(0.98-3.57)	3.47
	7	7	9	18	41	1.49	1.49	1.67	3.35	8.0(3.5-10.1)	2.20(1.17-3.55)	3.64
	7	7	12	12	38	1.65	1.65	2.20	2.20	7.7(2.8-10.0)	2.22(0.98-3.55)	3.47
	7	7	12	14	40	1.56	1.56	2.08	2.60	7.8(2.8-10.0)	2.22(0.98-3.57)	3.51
	7	7	12	18	44	1.43	1.43	1.91	3.22	8.0(3.5-10.1)	2.20(1.17-3.56)	3.64
	7	7	14	14	42	1.50	1.50	2.50	2.50	8.0(3.5-10.1)	2.22(1.17-3.58)	3.60
	7	7	14	18	46	1.35	1.35	2.25	3.04	8.0(3.5-10.1)	2.22(1.17-3.58)	3.60
	7	9	9	9	34	1.76	1.98	1.98	1.98	7.7(2.8-9.9)	2.22(0.98-3.56)	3.47
	7	9	9	12	37	1.68	1.89	1.89	2.24	7.7(2.8-10.0)	2.22(0.98-3.56)	3.47
	7	9	9	14	39	1.59	1.78	1.78	2.64	7.8(3.5-10.1)	2.22(1.17-3.58)	3.51
	7	9	9	18	43	1.45	1.64	1.64	3.27	8.0(3.5-10.1)	2.22(1.17-3.56)	3.60
	7	9	12	12	40	1.63	1.83	2.17	2.17	7.8(2.8-10.0)	2.22(0.98-3.56)	3.51
	7	9	12	14	42	1.52	1.71	2.03	2.54	7.8(3.5-10.1)	2.22(1.17-3.58)	3.51
	7	9	12	18	46	1.40	1.58	1.87	3.15	8.0(3.5-10.1)	2.22(1.17-3.56)	3.60
	7	9	14	14	44	1.45	1.63	2.41	2.41	7.9(3.5-10.1)	2.22(1.17-3.58)	3.56
	7	9	14	18	48	1.32	1.49	2.21	2.98	8.0(4.7-10.1)	2.22(1.27-3.57)	3.60
	7	12	12	12	43	1.56	2.08	2.08	2.08	7.8(2.8-10.1)	2.22(0.98-3.56)	3.51
	7	12	12	14	45	1.48	1.98	1.98	2.47	7.9(3.5-10.1)	2.22(1.17-3.58)	3.56
	7	12	12	18	49	1.35	1.80	1.80	3.04	8.0(3.5-10.1)	2.22(1.17-3.56)	3.60
	7	12	14	14	47	1.39	1.86	2.32	2.32	7.9(3.5-10.1)	2.22(1.17-3.58)	3.56
	9	9	9	9	36	1.93	1.93	1.93	1.93	7.7(3.5-10.0)	2.22(1.17-3.56)	3.47
	9	9	9	12	39	1.86	1.86	1.86	2.21	7.8(3.5-10.0)	2.22(1.17-3.57)	3.51
	9	9	9	14	41	1.74	1.74	1.74	2.58	7.8(3.5-10.1)	2.22(1.17-3.58)	3.51
	9	9	9	18	45*1	1.60	1.60	1.60	3.20	8.0(4.7-10.1)	2.22(1.27-3.58)	3.60
	9	9	12	12	42	1.78	1.78	2.12	2.12	7.8(3.5-10.1)	2.22(1.17-3.58)	3.51
	9	9	12	14	44	1.67	1.67	1.98	2.48	7.8(3.5-10.1)	2.22(1.17-3.58)	3.51
	9	9	12	18	48*2	1.54	1.54	1.83	3.09	8.0(4.7-10.1)	2.22(1.27-3.58)	3.60
	9	9	14	14	46	1.59	1.59	2.36	2.36	7.9(4.7-10.1)	2.22(1.27-3.58)	3.56
	9	12	12	12	45	1.71	2.03	2.03	2.03	7.8(3.5-10.1)	2.22(1.17-3.58)	3.51
	9	12	12	14	47	1.63	1.93	1.93	2.41	7.9(3.5-10.1)	2.22(1.17-3.58)	3.56
	9	12	14	14	49	1.53	1.82	2.27	2.27	7.9(4.7-10.1)	2.22(1.27-3.58)	3.56
	12	12	12	12	48	2.00	2.00	2.00	2.00	8.0(3.5-10.1)	2.22(1.17-3.58)	3.60

Note:
- 7:7000Btu/h / 9:9000Btu/h / 12:12000Btu/h / 14:14000Btu/h / 18:18000Btu/h / 24:24000Btu/h models
- Operating data under running indoor units are shown on the above table.
- 3 or more indoor units should be connected.
- Cooling capacity is based on 27°CDB/19°CWB (indoor temperature), 35°CDB (outdoor temperature).
- Pipe Length: 5m, Height difference: 0m (Outdoor unit to Indoor unit)
- The Total ability of connected a indoor unit is up to 49000Btu from 27000Btu.
- *1: Connection of ASGG18L + ARGG09L + ARGG09L + ARGG09L is not available. All types other than this combination can be connected.
- *2: Connection of ASGG18L + ARGG12L + ARAG09L + ARGG09L is not available. All types other than this combination can be connected.

4 Rooms Multi heating

AOGG30LAT4	Combination of indoor unit					HEATING OPERATION						
						Heating Capacity					Input Power (min-max)	COP (W/W)
						Room 1	Room 2	Room 3	Room 4	Total Capacity (min-max)		
	Room 1	Room 2	Room 3	Room 4	Total	KW	KW	KW	KW	KW	KW	
1 Room	7	-	-	-	7	2.70	-	-	-	2.7(1.5-3.3)	1.00(0.55-1.25)	2.70
	9	-	-	-	9	3.30	-	-	-	3.3(1.5-3.7)	1.22(0.55-1.41)	2.70
	12	-	-	-	12	3.80	-	-	-	3.8(1.5-4.5)	1.40(0.55-1.80)	2.71
	14	-	-	-	14	4.80	-	-	-	4.8(1.7-5.8)	1.48(0.58-1.90)	3.24
	18	-	-	-	18	6.00	-	-	-	6.0(3.2-7.1)	1.90(0.90-2.46)	3.16
	24	-	-	-	24	8.20	-	-	-	8.2(3.2-9.0)	2.78(0.90-3.33)	2.95
2 Room	7	7	-	-	14	2.70	2.70	-	-	5.4(1.7-5.9)	1.58(0.55-1.80)	3.42
	7	9	-	-	16	2.70	3.30	-	-	6.0(1.7-7.2)	1.76(0.55-2.50)	3.41
	7	12	-	-	19	2.70	3.80	-	-	6.5(1.7-7.2)	2.20(0.55-2.45)	2.95
	7	14	-	-	21	2.70	4.80	-	-	7.5(3.3-8.7)	2.25(0.90-2.88)	3.33
	7	18	-	-	25	2.70	6.00	-	-	8.7(3.3-9.4)	2.67(0.90-3.00)	3.26
	7	24	-	-	31	2.35	7.15	-	-	9.5(3.3-10.7)	2.70(0.90-3.50)	3.52
	9	9	-	-	18	3.30	3.30	-	-	6.6(3.3-7.4)	2.02(0.90-2.50)	3.27
	9	12	-	-	21	3.30	3.80	-	-	7.1(1.7-8.3)	2.35(0.55-3.08)	3.02
	9	14	-	-	23	3.30	4.80	-	-	8.1(3.3-9.3)	2.67(0.90-3.30)	3.03
	9	18	-	-	27	3.23	5.87	-	-	9.1(3.3-10.1)	2.67(0.90-3.40)	3.41
	9	24	-	-	33	2.73	6.77	-	-	9.5(3.3-11.0)	2.67(0.90-3.50)	3.56
	12	12	-	-	24	3.80	3.80	-	-	7.6(3.3-8.8)	2.65(0.90-3.30)	2.87
	12	14	-	-	26	3.80	4.80	-	-	8.6(3.3-9.8)	3.06(0.90-3.50)	2.81
	12	18	-	-	30	3.61	5.69	-	-	9.3(3.3-10.3)	2.90(0.90-3.50)	3.21
	12	24	-	-	36	3.04	6.56	-	-	9.6(3.3-11.0)	2.68(0.90-3.50)	3.58
	14	14	-	-	28	4.70	4.70	-	-	9.4(3.3-10.3)	2.93(0.90-3.50)	3.21
	14	18	-	-	32	4.27	5.33	-	-	9.6(3.3-11.1)	2.77(0.90-3.50)	3.47
	14	24	-	-	38	3.54	6.06	-	-	9.6(4.3-11.5)	2.65(1.02-3.50)	3.62
	18	18	-	-	36	4.80	4.80	-	-	9.6(4.3-11.5)	2.65(1.02-3.50)	3.62
	18	24	-	-	42	4.06	5.54	-	-	9.6(4.3-11.6)	2.65(1.02-3.50)	3.62
3 Room	7	7	7	-	21	2.70	2.70	2.70	-	8.1(1.8-8.8)	2.30(0.55-2.65)	3.52
	7	7	9	-	23	2.70	2.70	3.30	-	8.7(3.3-9.3)	2.60(0.90-2.85)	3.35
	7	7	12	-	26	2.70	2.70	3.80	-	9.2(3.3-9.7)	2.83(0.90-3.10)	3.25
	7	7	14	-	28	2.42	2.42	4.15	-	9.0(1.8-10.1)	2.66(0.58-3.53)	3.38
	7	7	18	-	32	2.27	2.27	4.86	-	9.4(3.3-11.2)	2.46(0.87-3.52)	3.82
	7	7	24	-	38	2.03	2.03	5.44	-	9.5(3.3-11.5)	2.47(0.87-3.52)	3.85
	7	9	9	-	25	2.70	3.30	3.30	-	9.3(3.3-9.7)	2.80(0.90-3.10)	3.32
	7	9	12	-	28	2.49	2.94	3.56	-	9.0(1.8-10.0)	2.69(0.58-3.51)	3.35
	7	9	14	-	30	2.33	2.75	4.00	-	9.1(3.3-10.2)	2.64(0.87-3.50)	3.45
	7	9	18	-	34	2.17	2.56	4.66	-	9.4(3.3-11.3)	2.45(0.87-3.50)	3.84
	7	9	24	-	40	1.98	2.33	5.29	-	9.6(3.3-11.5)	2.46(0.87-3.51)	3.90
	7	12	12	-	31	2.33	3.33	3.33	-	9.0(1.8-10.1)	2.66(0.58-3.48)	3.38
	7	12	14	-	33	2.22	3.17	3.80	-	9.2(3.3-10.3)	2.62(0.87-3.48)	3.51
	7	12	18	-	37	2.08	2.97	4.45	-	9.5(3.3-11.4)	2.44(0.87-3.47)	3.89
	7	12	24	-	43	1.88	2.69	5.03	-	9.6(3.3-11.7)	2.45(0.87-3.56)	3.92
	7	14	14	-	35	2.10	3.60	3.60	-	9.3(3.3-10.6)	2.59(0.87-3.48)	3.59
	7	14	18	-	39	1.96	3.35	4.19	-	9.5(3.7-11.5)	2.42(0.97-3.52)	3.93
	7	14	24	-	45	1.78	3.05	4.77	-	9.6(3.3-11.7)	2.45(0.87-3.56)	3.92
	7	18	18	-	43	1.82	3.89	3.89	-	9.6(3.7-12.0)	2.40(0.97-3.52)	4.00
	7	18	24	-	49	1.65	3.53	4.42	-	9.6(4.3-12.0)	2.40(1.12-3.52)	4.00
	9	9	9	-	27	3.00	3.00	3.00	-	9.0(3.3-10.0)	2.69(0.87-3.51)	3.35
	9	9	12	-	30	2.80	2.80	3.39	-	9.0(3.3-10.1)	2.67(0.87-3.48)	3.37
	9	9	14	-	32	2.66	2.66	3.87	-	9.2(3.3-10.3)	2.63(0.87-3.48)	3.50
	9	9	18	-	36	2.49	2.49	4.52	-	9.5(3.7-11.4)	2.44(0.97-3.48)	3.89
	9	9	24	-	42	2.25	2.25	5.11	-	9.6(3.7-11.7)	2.45(0.97-3.57)	3.92
	9	12	12	-	33	2.65	3.22	3.22	-	9.1(3.3-10.3)	2.65(0.87-3.52)	3.43
	9	12	14	-	35	2.53	3.07	3.69	-	9.3(3.3-10.5)	2.61(0.87-3.52)	3.56
	9	12	18	-	39	2.36	2.86	4.29	-	9.5(3.7-11.4)	2.43(0.97-3.47)	3.91
	9	12	24	-	45	2.14	2.59	4.86	-	9.6(3.7-11.8)	2.44(0.97-3.55)	3.93
	9	14	14	-	37	2.38	3.46	3.46	-	9.3(3.7-10.7)	2.58(0.97-3.46)	3.60
	9	14	18	-	41	2.22	3.23	4.04	-	9.5(3.7-11.6)	2.41(0.97-3.51)	3.94
	9	14	24	-	47	2.03	2.95	4.62	-	9.6(4.3-11.9)	2.42(1.12-3.57)	3.97
	9	18	18	-	45	2.07	3.76	3.76	-	9.6(4.3-12.0)	2.40(1.12-3.52)	4.00
	12	12	12	-	36	3.07	3.07	3.07	-	9.2(3.3-10.3)	2.63(0.87-3.49)	3.50
	12	12	14	-	38	2.91	2.91	3.49	-	9.3(3.3-10.6)	2.59(0.87-3.49)	3.59
	12	12	18	-	42	2.71	2.71	4.07	-	9.5(3.7-11.6)	2.42(0.97-3.52)	3.93
	12	12	24	-	48	2.48	2.48	4.65	-	9.6(3.7-11.8)	2.43(0.97-3.54)	3.95
	12	14	14	-	40	2.76	3.32	3.32	-	9.4(3.7-10.8)	2.40(0.97-3.50)	3.92
	12	14	18	-	44	2.57	3.08	3.85	-	9.5(3.7-11.6)	2.40(0.97-3.49)	3.96
	12	18	18	-	48	2.40	3.60	3.60	-	9.6(4.3-12.0)	2.40(1.12-3.52)	4.00
4 Room	7	7	7	7	28	2.35	2.35	2.35	2.35	9.4(1.8-10.8)	2.58(0.58-3.47)	3.64
	7	7	7	9	30	2.27	2.27	2.27	2.68	9.5(1.8-10.9)	2.57(0.58-3.51)	3.70
	7	7	7	12	33	2.14	2.14	2.14	3.06	9.5(1.8-11.1)	2.56(0.58-3.55)	3.71
	7	7	7	14	35	2.04	2.04	2.04	3.49	9.6(3.3-11.3)	2.53(0.87-3.56)	3.79
	7	7	7	18	39	1.87	1.87	1.87	4.00	9.6(3.3-12.0)	2.40(0.87-3.56)	4.00
	7	7	9	9	32	2.18	2.18	2.57	2.57	9.5(3.3-10.9)	2.56(0.87-3.44)	3.71
	7	7	9	12	35	2.06	2.06	2.43	2.95	9.5(3.3-11.1)	2.55(0.87-3.54)	3.73
	7	7	9	14	37	1.96	1.96	2.31	3.36	9.6(3.3-11.4)	2.53(0.87-3.54)	3.79
	7	7	9	18	41	1.80	1.80	2.13	3.87	9.6(3.7-12.0)	2.40(0.97-3.55)	4.00
	7	7	12	12	38	1.98	1.98	2.82	2.82	9.6(3.3-11.3)	2.54(0.87-3.57)	3.78
	7	7	12	14	40	1.87	1.87	2.67	3.20	9.6(3.3-11.5)	2.51(0.87-3.58)	3.82
	7	7	12	18	44	1.72	1.72	2.46	3.69	9.6(3.7-12.0)	2.40(0.97-3.58)	4.00
	7	7	14	14	42	1.77	1.77	3.03	3.03	9.6(3.7-11.8)	2.49(0.97-3.58)	3.86
	7	7	14	18	46	1.64	1.64	2.81	3.51	9.6(3.7-12.0)	2.40(0.97-3.56)	4.00
	7	9	9	9	34	2.09	2.47	2.47	2.47	9.5(3.3-11.2)	2.55(0.87-3.54)	3.73
	7	9	9	12	37	2.01	2.36	2.36	2.87	9.6(3.3-11.3)	2.54(0.87-3.58)	3.78
	7	9	9	14	39	1.89	2.23	2.23	3.25	9.6(3.7-11.5)	2.52(0.97-3.58)	3.81
	7	9	9	18	43	1.75	2.06	2.06	3.74	9.6(3.7-12.0)	2.40(0.97-3.58)	4.00
	7	9	12	12	40	1.91	2.25	2.72	2.72	9.6(3.3-11.4)	2.53(0.87-3.58)	3.79
	7	9	12	14	42	1.80	2.13	2.58	3.09	9.6(3.7-11.6)	2.50(0.97-3.58)	3.84
	7	9	12	18	46	1.67	1.97	2.39	3.58	9.6(3.7-12.0)	2.40(0.97-3.58)	4.00
	7	9	14	14	44	1.71	2.02	2.94	2.94	9.6(3.7-11.8)	2.48(0.97-3.58)	3.87
	7	9	14	18	48	1.59	1.87	2.73	3.41	9.6(4.3-12.0)	2.40(1.12-3.58)	4.00
	7	12	12	12	43	1.81	2.59	2.59	2.59	9.6(3.3-11.5)	2.52(0.87-3.58)	3.81
	7	12	12	14	45	1.72	2.46	2.46	2.95	9.6(3.7-11.7)	2.49(0.97-3.58)	3.85
	7	12	12	18	49	1.60	2.29	2.29	3.43	9.6(3.7-12.0)	2.40(0.97-3.56)	4.00
	7	12	14	14	47	1.64	2.34	2.81	2.81	9.6(3.7-11.9)	2.47(0.97-3.58)	3.89
	9	9	9	9	36	2.40	2.40	2.40	2.40	9.6(3.7-11.3)	2.55(0.97-3.58)	3.76
	9	9	9	12	39	2.28	2.28	2.28	2.76	9.6(3.7-11.4)	2.53(0.97-3.58)	3.79
	9	9	9	14	41	2.16	2.16	2.16	3.14	9.6(3.7-11.6)

MULTI COMBINATION TABLE

8 Rooms Multi cooling

AOHG45LBT8	Combination of indoor unit								COOLING OPERATION									
									Cooling Capacity									Input power
									Room 1	Room 2	Room 3	Room 4	Room 5	Room 6	Room 7	Room 8	Total	
									KW	KW	KW	KW	KW	KW	KW	KW	KW	KW
2 Room	24	24	-	-	-	-	-	-	7.03	7.03	-	-	-	-	-	-	14.06	5.20
	18	24	-	-	-	-	-	-	5.27	7.03	-	-	-	-	-	-	12.30	4.24
3 Room	18	18	24	-	-	-	-	-	4.63	4.63	6.18	-	-	-	-	-	15.45	5.89
	18	18	18	-	-	-	-	-	5.01	5.01	5.01	-	-	-	-	-	15.03	5.90
	14	24	24	-	-	-	-	-	3.54	6.07	6.07	-	-	-	-	-	15.68	5.87
	14	18	24	-	-	-	-	-	3.84	4.94	6.59	-	-	-	-	-	15.37	5.90
	14	18	18	-	-	-	-	-	4.10	5.27	5.27	-	-	-	-	-	14.64	5.50
	14	14	24	-	-	-	-	-	4.10	4.10	7.03	-	-	-	-	-	15.23	5.79
	14	14	18	-	-	-	-	-	4.10	4.10	5.27	-	-	-	-	-	13.47	4.89
	14*1	14*1	14*1	-	-	-	-	-	4.10	4.10	4.10	-	-	-	-	-	12.30	4.24
	12	24	24	-	-	-	-	-	3.09	6.18	6.18	-	-	-	-	-	15.45	5.89
	12	18	24	-	-	-	-	-	3.35	5.01	6.68	-	-	-	-	-	15.04	5.90
	12	18	18	-	-	-	-	-	3.52	5.27	5.27	-	-	-	-	-	14.06	5.20
	12	14	24	-	-	-	-	-	3.52	4.10	7.03	-	-	-	-	-	14.65	5.50
	12	14	18	-	-	-	-	-	3.52	4.10	5.27	-	-	-	-	-	12.89	4.57
	12*1	14*1	14*1	-	-	-	-	-	3.52	4.10	4.10	-	-	-	-	-	11.72	3.91
	12	12	24	-	-	-	-	-	3.52	3.52	7.03	-	-	-	-	-	14.07	5.20
	12	12	18	-	-	-	-	-	3.52	3.52	5.27	-	-	-	-	-	12.31	4.24
	9	24	24	-	-	-	-	-	2.46	6.54	6.54	-	-	-	-	-	15.54	5.90
	9	18	24	-	-	-	-	-	2.64	5.27	7.03	-	-	-	-	-	14.94	5.65
	9	18	18	-	-	-	-	-	2.64	5.27	5.27	-	-	-	-	-	13.18	4.73
	9	14	24	-	-	-	-	-	2.64	4.10	7.03	-	-	-	-	-	13.77	5.05
	9	14	18	-	-	-	-	-	2.64	4.10	5.27	-	-	-	-	-	12.01	4.08
	9	12	24	-	-	-	-	-	2.64	3.52	7.03	-	-	-	-	-	13.19	4.73
	9	12	18	-	-	-	-	-	2.64	3.52	5.27	-	-	-	-	-	11.43	3.74
	9	9	24	-	-	-	-	-	2.64	2.64	7.03	-	-	-	-	-	12.31	4.24
	7	24	24	-	-	-	-	-	1.93	6.64	6.64	-	-	-	-	-	15.21	5.90
	7	18	24	-	-	-	-	-	2.05	5.27	7.03	-	-	-	-	-	14.35	5.35
	7	18	18	-	-	-	-	-	2.05	5.27	5.27	-	-	-	-	-	12.59	4.41
	7	14	24	-	-	-	-	-	2.05	4.10	7.03	-	-	-	-	-	13.18	4.73
	7	14	18	-	-	-	-	-	2.05	4.10	5.27	-	-	-	-	-	11.42	3.74
	7	12	24	-	-	-	-	-	2.05	3.52	7.03	-	-	-	-	-	12.60	4.41
	7	9	24	-	-	-	-	-	2.05	2.64	7.03	-	-	-	-	-	11.72	3.91
4 Room	14	14	14	18	-	-	-	-	3.60	3.60	3.60	4.63	-	-	-	-	15.45	5.89
	14	14	14	14	-	-	-	-	3.84	3.84	3.84	3.84	-	-	-	-	15.37	5.90
	12	14	18	18	-	-	-	-	3.04	3.54	4.55	4.55	-	-	-	-	15.68	5.87
	12	14	18	18	-	-	-	-	3.15	3.67	3.67	4.72	-	-	-	-	15.21	5.90
	12	14	14	14	-	-	-	-	3.35	3.90	3.90	3.90	-	-	-	-	15.04	5.90
	12	12	18	18	-	-	-	-	3.09	3.09	4.63	4.63	-	-	-	-	15.45	5.89
	12	12	14	24	-	-	-	-	3.04	3.04	3.54	6.07	-	-	-	-	15.69	5.87
	12	12	14	18	-	-	-	-	3.30	3.30	3.84	4.94	-	-	-	-	15.38	5.90
	12	12	14	14	-	-	-	-	3.52	3.52	4.10	4.10	-	-	-	-	15.24	5.79
	12	12	12	24	-	-	-	-	3.09	3.09	3.09	6.18	-	-	-	-	15.45	5.89
	12	12	12	18	-	-	-	-	3.35	3.35	3.35	5.01	-	-	-	-	15.05	5.90
	12	12	12	14	-	-	-	-	3.52	3.52	3.52	4.10	-	-	-	-	14.66	5.50
	12	12	12	12	-	-	-	-	3.52	3.52	3.52	3.52	-	-	-	-	14.08	5.20
	9	14	18	18	-	-	-	-	2.34	3.64	4.67	4.67	-	-	-	-	15.33	5.89
	9	14	14	24	-	-	-	-	2.30	3.57	3.57	6.12	-	-	-	-	15.57	5.88
	9	14	14	18	-	-	-	-	2.49	3.87	3.87	4.97	-	-	-	-	15.21	5.90
	9	14	14	14	-	-	-	-	2.64	4.10	4.10	4.10	-	-	-	-	14.94	5.65
	9	12	18	18	-	-	-	-	2.46	3.28	4.90	4.90	-	-	-	-	15.54	5.90
	9	12	14	24	-	-	-	-	2.34	3.12	3.64	6.23	-	-	-	-	15.33	5.89
	9	12	14	18	-	-	-	-	2.53	3.37	3.93	5.05	-	-	-	-	14.87	5.90
	9	12	14	14	-	-	-	-	2.64	3.52	4.10	4.10	-	-	-	-	14.36	5.35
	9	12	12	24	-	-	-	-	2.46	3.28	3.28	6.54	-	-	-	-	15.55	5.90
	9	12	12	18	-	-	-	-	2.64	3.52	3.52	5.27	-	-	-	-	14.95	5.65
	9	12	12	14	-	-	-	-	2.64	3.52	3.52	4.10	-	-	-	-	13.78	5.05
	9	12	12	12	-	-	-	-	2.64	3.52	3.52	3.52	-	-	-	-	13.20	4.73
	9	9	18	24	-	-	-	-	2.32	2.32	4.63	6.18	-	-	-	-	15.45	5.89
	9	9	18	18	-	-	-	-	2.51	2.51	5.01	5.01	-	-	-	-	15.04	5.90
	9	9	14	24	-	-	-	-	2.47	2.47	3.84	6.59	-	-	-	-	15.38	5.90
	9	9	14	18	-	-	-	-	2.64	2.64	4.10	5.27	-	-	-	-	14.65	5.50
	9	9	14	14	-	-	-	-	2.64	2.64	4.10	4.10	-	-	-	-	13.48	4.89
	9	9	12	24	-	-	-	-	2.51	2.51	3.35	6.68	-	-	-	-	15.05	5.90
	9	9	12	18	-	-	-	-	2.64	2.64	3.52	5.27	-	-	-	-	14.07	5.20
	9	9	12	14	-	-	-	-	2.64	2.64	3.52	4.10	-	-	-	-	12.90	4.57
	9	9	12	12	-	-	-	-	2.64	2.64	3.52	3.52	-	-	-	-	12.32	4.24
	9	9	9	24	-	-	-	-	2.64	2.64	2.64	7.03	-	-	-	-	14.95	5.65
	9	9	9	18	-	-	-	-	2.64	2.64	2.64	5.27	-	-	-	-	13.19	4.73
	9	9	9	14	-	-	-	-	2.64	2.64	2.64	4.10	-	-	-	-	12.02	4.08
	9	9	9	12	-	-	-	-	2.64	2.64	2.64	3.52	-	-	-	-	11.44	3.74
	7	18	18	18	-	-	-	-	1.79	4.59	4.59	4.59	-	-	-	-	15.56	5.88
	7	14	18	18	-	-	-	-	1.91	3.82	4.91	4.91	-	-	-	-	15.54	5.90
	7	14	14	24	-	-	-	-	1.82	3.64	3.64	6.24	-	-	-	-	15.33	5.89
	7	14	14	18	-	-	-	-	1.96	3.93	3.93	5.05	-	-	-	-	14.87	5.90
	7	14	14	14	-	-	-	-	2.05	4.10	4.10	4.10	-	-	-	-	14.35	5.35
	7	12	18	24	-	-	-	-	1.79	3.07	4.59	6.12	-	-	-	-	15.57	5.88
	7	12	18	18	-	-	-	-	1.93	3.32	4.97	4.97	-	-	-	-	15.21	5.90
	7	12	14	24	-	-	-	-	1.91	3.28	3.82	6.54	-	-	-	-	15.54	5.90
	7	12	14	18	-	-	-	-	2.05	3.52	4.10	5.27	-	-	-	-	14.94	5.65
	7	12	14	14	-	-	-	-	2.05	3.52	4.10	4.10	-	-	-	-	13.77	5.05
	7	12	12	24	-	-	-	-	1.93	3.32	3.32	6.63	-	-	-	-	15.21	5.90
	7	12	12	18	-	-	-	-	2.05	3.52	3.52	5.27	-	-	-	-	14.36	5.35
	7	12	12	14	-	-	-	-	2.05	3.52	3.52	4.10	-	-	-	-	13.19	4.73
	7	12	12	12	-	-	-	-	2.05	3.52	3.52	3.52	-	-	-	-	12.61	4.41
	7	9	18	24	-	-	-	-	1.84	2.36	4.72	6.29	-	-	-	-	15.21	5.90
	7	9	18	18	-	-	-	-	2.05	2.64	5.27	5.27	-	-	-	-	15.23	5.79
	7	9	14	24	-	-	-	-	1.95	2.51	3.90	6.68	-	-	-	-	15.04	5.90
	7	9	14	18	-	-	-	-	2.05	2.64	4.10	5.27	-	-	-	-	14.06	5.20
	7	9	12	24	-	-	-	-	2.05	2.64	3.52	7.03	-	-	-	-	15.24	5.79
	7	9	12	18	-	-	-	-	2.05	2.64	3.52	5.27	-	-	-	-	13.48	4.89
	7	9	12	14	-	-	-	-	2.05	2.64	3.52	4.10	-	-	-	-	12.31	4.24
	7	9	12	12	-	-	-	-	2.05	2.64	3.52	3.52	-	-	-	-	11.73	3.91
	7	9	9	24	-	-	-	-	2.05	2.64	2.64	7.03	-	-	-	-	14.36	5.35
	7	9	9	18	-	-	-	-	2.05	2.64	2.64	5.27	-	-	-	-	12.60	4.41
	7	9	9	14	-	-	-	-	2.05	2.64	2.64	4.10	-	-	-	-	11.43	3.74
	7	7	24	24	-	-	-	-	1.77	1.77	6.07	6.07	-	-	-	-	15.68	5.87
	7	7	18	24	-	-	-	-	1.92	1.92	4.94	6.59	-	-	-	-	15.37	5.90
	7	7	18	18	-	-	-	-	2.05	2.05	5.27	5.27	-	-	-	-	14.64	5.50
	7	7	14	24	-	-	-	-	2.05	2.05	4.10	7.03	-	-	-	-	15.23	5.79

Note: •Cooling capacity is based on 27°CDB/19°CWB(indoor temperature),35°CDB(outdoor temperature)
•Pipe Length: 5 m (Outdoor unit to Branch box), 3 m (Branch box to Indoor unit)
•Height difference: 0 m (Outdoor unit to Indoor unit)
•The values in this table should be used only as a guide. These values are calculated at standard conditions.
To fix your selection of models, select them according to "Model Selection" in the D&T manual.
*1:LMC type is not available for this combination.

8 Rooms Multi cooling

AOHG45LBT8	Combination of indoor unit								COOLING OPERATION									
									Cooling Capacity									Input power
									Room 1	Room 2	Room 3	Room 4	Room 5	Room 6	Room 7	Room 8	Total	
									KW	KW	KW	KW	KW	KW	KW	KW	KW	KW
4 Room	7	7	14	18	-	-	-	-	2.05	2.05	4.10	5.27	-	-	-	-	13.47	4.89
	7	7	14	14	-	-	-	-	2.05	2.05	4.10	4.10	-	-	-	-	12.30	4.24
	7	7	12	24	-	-	-	-	2.05	2.05	3.52	7.03	-	-	-	-	14.65	5.50
	7	7	12	18	-	-	-	-	2.05	2.05	3.52	5.27	-	-	-	-	12.89	4.57
	7	7	12	14	-	-	-	-	2.05	2.05	3.52	4.10	-	-	-	-	11.72	3.91
	7	7	9	24	-	-	-	-	2.05	2.05	2.64	7.03	-	-	-	-	13.77	5.05
	7	7	9	18	-	-	-	-	2.05	2.05	2.64	5.27	-	-	-	-	12.01	4.08
	7	7	7	24	-	-	-	-	2.05	2.05	2.05	7.03	-	-	-	-	13.18	4.73
	7	7	7	18	-	-	-	-	2.05	2.05	2.05	5.27	-	-	-	-	11.42	3.74
5 Room	12	12	12	12	14	-	-	-	3.04	3.04	3.04	3.04	3.54	-	-	-	15.69	5.87
	12	12	12	12	12	-	-	-	3.09	3.09	3.09	3.09	3.09	-	-	-	15.46	5.89
	9	12	12	14	14	-	-	-	2.30	3.07	3.07	3.57	3.57	-	-	-	15.57	5.88
	9	12	12	12	14	-	-	-	2.34	3.12	3.12	3.12	3.63	-	-	-	15.34	5.89
	9	12	12	12	12	-	-	-	2.46	3.27	3.27	3.27	3.27	-	-	-	15.55	5.90
	9	9	14	14	14	-	-	-	2.32	2.32	3.60	3.60	3.60	-	-	-	15.45	5.89
	9	9	12	14	18	-	-	-	2.28	2.28	3.04	3.54	4.55	-	-	-	15.69	5.87
	9	9	12	14	14	-	-	-	2.36	2.36	3.15	3.67	3.67	-	-	-	15.21	5.90
	9	9	12	12	18	-	-	-	2.32	2.32	3.09	3.09	4.63	-	-	-	15.45	5.89
	9	9	12	12	14	-	-	-	2.47	2.47	3.30	3.30	3.84	-	-	-	15.38	5.90
	9	9	12	12	12	-	-	-	2.51	2.51	3.34	3.34	3.34	-	-	-	15.05	5.90
	9	9	9	14	18	-	-	-	2.34	2.34	2.34	3.64	4.67	-	-	-	15.33	5.89
	9	9	9	14	14	-	-	-	2.49	2.49	2.49	3.87	3.87	-	-	-	15.21	5.90
	9	9	9	12	18	-	-	-	2.46	2.46	2.46	3.28	4.90	-	-	-	15.55	5.90
	9	9	9	12	14	-	-	-	2.53	2.53	2.53	3.37	3.93	-	-	-	14.88	5.90
	9	9	9	12	12	-	-	-	2.64	2.64	2.64	3.52	3.52	-	-	-	14.96	5.65
	9	9	9	9	24	-	-	-	2.32	2.32	2.32	2.32	6.18	-	-	-	15.45	5.89
	9	9	9	9	18	-	-	-	2.51	2.51	2.51	2.51	5.01	-	-	-	15.05	5.90
	9	9	9	9	14	-	-	-	2.64	2.64	2.64	2.64	4.10	-	-	-	14.66	5.50
	9	9	9	9	12	-	-	-	2.64	2.64	2.64	2.64	3.52	-	-	-	14.08	5.20
	9	9	9	9	9	-	-	-	2.64	2.64	2.64	2.64	2.64	-	-	-	13.20	4.73
	7	12	14	14	14	-	-	-	1.79	3.07	3.57	3.57	3.57	-	-	-	15.57	5.88
	7	12	12	14	14	-	-	-	1.82	3.12	3.12	3.64	3.64	-	-	-	15.33	5.89
	7	12	12	12	18	-	-	-	1.79	3.07	3.07	3.07	4.59	-	-	-	15.57	5.88
	7	12	12	12	14	-	-	-	1.91	3.28	3.28	3.28	3.82	-	-	-	15.55	5.90
	7	12	12	12	12	-	-	-	1.93	3.32	3.32	3.32	3.32	-	-	-	15.22	5.90
	7	9	14	14	18	-	-	-	1.77	2.28	3.54	3.54	4.55	-	-	-	15.68	5.87
	7	9	14	14	14	-	-	-	1.84	2.36	3.67	3.67	3.67	-	-	-	15.21	5.90
	7	9	12	14	18	-	-	-	1.80	2.32	3.09	3.60	4.63	-	-	-	15.45	5.89
	7	9	12	14	14	-	-	-	1.92	2.47	3.30	3.84	3.84	-	-	-	15.38	5.90
	7	9	12	12	18	-	-	-	1.83	2.36	3.15	3.15	4.72	-	-	-	15.21	5.90
	7	9	12	12	14	-	-	-	1.95	2.51	3.35	3.35	3.90	-	-	-	15.05	5.90
	7	9	12	12	12	-	-	-	2.05	2.64	3.52	3.52	3.52	-	-	-	15.25	5.79
	7	9	9	18	18	-	-	-	1.79	2.30	2.30	4.59	4.59	-	-	-	15.57	5.88
	7	9	9	14	18	-	-	-	1.91	2.46	2.46	3.82	4.90	-	-	-	15.54	5.90
	7	9	9	14	14	-	-	-	1.96	2.53	2.53	3.93	3.93	-	-	-	14.87	5.90
	7	9	9	12	24	-	-	-	1.79	2.30	2.30	3.07	6.12	-	-	-	15.57	5.88
	7	9	9	12	18	-	-	-	1.93	2.49	2.49	3.32	4.97	-	-	-	15.21	5.90
	7	9	9	12	14	-	-	-	2.05	2.64	2.64	3.52	4.10	-	-	-	14.95	5.65
	7	9	9	12	12	-	-	-	2.05	2.64	2.64	3.52	3.52	-	-	-	14.37	5.35
	7	9	9	9	24	-	-	-	1.83	2.36	2.36	2.36	6.29	-	-	-	15.21	5.90
	7	9	9	9	18	-	-	-	2.05	2.64	2.64	2.64	5.27	-	-	-	15.24	5.79
	7	9	9	9	14	-	-	-	2.05	2.64	2.64	2.64	4.10	-	-	-	14.07	5.20
	7	9	9	9	12	-	-	-	2.05	2.64	2.64	2.64	3.52	-	-	-	13.49	4.89
	7	9	9	9	9	-	-	-	2.05	2.64	2.64	2.64	2.64	-	-	-	12.61	4.41
	7	7	14	14	18	-	-	-	1.80	1.80	3.60	3.60	4.63	-	-	-	15.45	5.89
	7	7	14	14	14	-	-	-	1.92	1.92	3.84	3.84	3.84	-	-	-	15.37	5.90
	7	7	12	18	18	-	-	-	1.77	1.77	3.04	4.55	4.55	-	-	-	15.68	5.87
	7	7	12	14	18	-	-	-	1.84	1.84	3.15	3.67	4.72	-	-	-	15.21	5.90
	7	7	12	14	14	-	-	-	1.95	1.95	3.35	3.90	3.90	-	-	-	15.04	5.90
	7	7	12	12	24	-	-	-	1.77	1.77	3.04	3.04	6.07	-	-	-	15.69	5.87
	7	7	12	12	14	-	-	-	2.05	2.05	3.52	3.52	4.10	-	-	-	15.24	5.79
	7	7	12	12	12	-	-	-	2.05	2.05	3.52	3.52	3.52	-	-	-	14.66	5.50
	7	7	9	18	18	-	-	-	1.82	1.82	2.34	4.67	4.67	-	-	-	15.33	5.89
	7	7	9	14	24	-	-	-	1.79	1.79	2.30	3.57	6.12	-	-	-	15.57	5.88
	7	7	9	14	18	-	-	-	1.93	1.93	2.49	3.87	4.97	-	-	-	15.21	5.90
	7	7	9	14	14	-	-	-	2.05	2.05	2.64	4.10	4.10	-	-	-	14.94	5.65
	7	7	9	12	24	-	-	-	1.82	1.82	2.34	3.12	6.23	-	-	-	15.33	5.89
	7	7	9	12	18	-	-	-	1.96	1.96	2.53	3.37	5.05	-	-	-	14.87	5.90
	7	7	9	12	14	-	-	-	2.05	2.05	2.64	3.52	4.10	-	-	-	14.36	5.35
	7	7	9	12	12	-	-	-	2.05	2.05	2.64	3.52	3.52	-	-	-	13.78	5.05
	7	7	9	9	24	-	-	-	1.92	1.92	2.47	2.47	6.59	-	-	-	15.38	5.90
	7	7	9	9	18	-	-	-	2.05	2.05	2.64	2.64	5.27	-	-	-	14.65	5.50
	7	7	9	9	14	-	-	-	2.05	2.05	2.64	2.64	4.10	-	-	-	13.48	4.89
	7	7	9	9	12	-	-	-	2.05	2.05	2.64	2.64	3.52	-	-	-	12.90	4.57
	7	7	9	9	9	-	-	-	2.05	2.05	2.64	2.64	2.64	-	-	-	12.02	4.08
	7	7	7	18	18	-	-	-	1.91	1.91	1.91	4.91	4.91	-	-	-	15.54	5.90
	7	7	7	14	24	-	-	-	1.82	1.82	1.82	3.64	6.24	-	-	-	15.33	5.89
	7	7	7	14	18	-	-	-	1.96	1.96	1.96	3.93	5.05	-	-	-	14.87	5.90
	7	7	7	14	14	-	-	-	2.05	2.05	2.05	4.10	4.10	-	-	-	14.35	5.35
	7	7	7	12	24	-	-	-	1.91	1.91	1.91	3.28	6.54	-	-	-	15.54	5.90
	7	7	7	12	18	-	-	-	2.05	2.05	2.05	3.52	5.27	-	-	-	14.94	5.65
	7	7	7	12	14	-	-	-	2.05	2.05	2.05	3.52	4.10	-	-	-	13.77	5.05
	7	7	7	12	12	-	-	-	2.05	2.05	2.05	3.52	3.52	-	-	-	13.19	4.73
	7	7	7	9	24	-	-	-	1.95	1.95	1.95	2.51	6.68	-	-	-	15.04	5.90
	7	7	7	9	18	-	-	-	2.05	2.05	2.05	2.64	5.27	-	-	-	14.06	5.20
	7	7	7	9	14	-	-	-	2.05	2.05	2.05	2.64	4.10	-	-	-	12.89	4.57
	7	7	7	9	12	-	-	-	2.05	2.05	2.05	2.64	3.52	-	-	-	12.31	4.24
	7	7	7	9	9	-	-	-	2.05	2.05	2.05	2.64	2.64	-	-	-	11.43	3.74
	7	7	7	7	24	-	-	-	2.05	2.05	2.05	2.05	7.03	-	-	-	15.23	5.79
	7	7	7	7	18	-	-	-	2.05	2.05	2.05	2.05	5.27	-	-	-	13.47	4.89
	7	7	7	7	14	-	-	-	2.05	2.05	2.05	2.05	4.10	-	-	-	12.30	4.24
	7	7	7	7	12	-	-	-	2.05	2.05	2.05	2.05	3.52	-	-	-	11.72	3.91
6 Room	9	9	9	9	12	14	-	-	2.28	2.28	2.28	2.28	3.04	3.54	-	-	15.69	5.87
	9	9	9	9	12	12	-	-	2.32	2.32	2.32	2.32	3.09	3.09	-	-	15.46	5.89
	9	9	9	9	9	14	-	-	2.34	2.34	2.34	2.34	3.63	-	-	-	15.34	5.89
	9	9	9	9	9	12	-	-	2.46	2.46	2.46	2.46	3.27	-	-	-	15.55	5.90
	9	9	9	9	9	9	-	-	2.51	2.51	2.51	2.51	2.51	2.51	-	-	15.05	5.90
	7	9	9	12	12	12	-	-	1.78	2.30	2.30	3.06	3.06	3.06	-	-	15.57	5.88
	7	9	9	9	12	14	-	-	1.80	2.32	2.32	2.32	3.09	3.60	-	-	15.45	5.89
	7	9	9	9	12	12	-	-	1.83	2.36	2.36	2.36	3.15	3.15	-	-	15.22	5.90

Note: •Cooling capacity is based on 27°CDB/19°CWB(indoor temperature),35°CDB(outdoor temperature)
•Pipe Length: 5 m (Outdoor unit to Branch box), 3 m (Branch box to Indoor unit)
•Height difference: 0 m (Outdoor unit to Indoor unit)
•The values in this table should be used only as a guide. These values are calculated at standard conditions.
To fix your selection of models, select them according to "Model Selection" in the D&T manual.

MULTI COMBINATION TABLE

8 Rooms Multi cooling

AOHG45LBT8	Combination of indoor unit								COOLING OPERATION								
									Cooling Capacity								Input power
									Room 1	Room 2	Room 3	Room 4	Room 5	Room 6	Room 7	Room 8	Total
									KW	KW	KW	KW	KW	KW	KW	KW	KW	KW
6 Room	7	9	9	9	9	18	-	-	1.79	2.30	2.30	2.30	2.30	4.59	-	-	15.57	5.88
	7	9	9	9	9	12	-	-	1.93	2.49	2.49	2.49	2.49	3.32	-	-	15.22	5.90
	7	9	9	9	9	9	-	-	2.05	2.64	2.64	2.64	2.64	2.64	-	-	15.25	5.79
	7	7	12	12	12	12	-	-	1.77	1.77	3.04	3.04	3.04	3.04	-	-	15.69	5.87
	7	7	9	12	12	14	-	-	1.79	1.79	2.30	3.07	3.07	3.57	-	-	15.57	5.88
	7	7	9	12	12	12	-	-	1.82	1.82	2.34	3.12	3.12	3.12	-	-	15.34	5.89
	7	7	9	9	14	14	-	-	1.80	1.80	2.32	2.32	3.60	3.60	-	-	15.45	5.89
	7	7	9	9	12	18	-	-	1.77	1.77	2.28	2.28	3.04	4.55	-	-	15.69	5.87
	7	7	9	9	12	14	-	-	1.83	1.83	2.36	2.36	3.15	3.67	-	-	15.21	5.90
	7	7	9	9	12	12	-	-	1.92	1.92	2.47	2.47	3.30	3.30	-	-	15.38	5.90
	7	7	9	9	9	18	-	-	1.82	1.82	2.34	2.34	2.34	4.67	-	-	15.33	5.89
	7	7	9	9	9	14	-	-	1.93	1.93	2.49	2.49	2.49	3.87	-	-	15.21	5.90
	7	7	9	9	9	12	-	-	1.96	1.96	2.53	2.53	2.53	3.37	-	-	14.88	5.90
	7	7	9	9	9	9	-	-	2.05	2.05	2.64	2.64	2.64	2.64	-	-	14.66	5.50
	7	7	7	12	14	14	-	-	1.79	1.79	1.79	3.07	3.57	3.57	-	-	15.57	5.88
	7	7	7	12	12	14	-	-	1.82	1.82	1.82	3.12	3.12	3.64	-	-	15.33	5.89
	7	7	7	12	12	12	-	-	1.91	1.91	1.91	3.28	3.28	3.28	-	-	15.55	5.90
	7	7	7	9	14	18	-	-	1.77	1.77	1.77	2.28	3.54	4.55	-	-	15.68	5.87
	7	7	7	9	14	14	-	-	1.84	1.84	1.84	2.36	3.67	3.67	-	-	15.21	5.90
	7	7	7	9	12	18	-	-	1.80	1.80	1.80	2.32	3.09	4.63	-	-	15.45	5.89
	7	7	7	9	12	14	-	-	1.92	1.92	1.92	2.47	3.30	3.84	-	-	15.38	5.90
	7	7	7	9	12	12	-	-	1.95	1.95	1.95	2.51	3.35	3.35	-	-	15.05	5.90
	7	7	7	9	9	18	-	-	1.91	1.91	1.91	2.46	2.46	4.90	-	-	15.54	5.90
	7	7	7	9	9	14	-	-	1.96	1.96	1.96	2.53	2.53	3.93	-	-	14.87	5.90
	7	7	7	9	9	12	-	-	2.05	2.05	2.05	2.64	2.64	3.52	-	-	14.95	5.65
	7	7	7	9	9	9	-	-	2.05	2.05	2.05	2.64	2.64	2.64	-	-	14.07	5.20
	7	7	7	7	14	18	-	-	1.80	1.80	1.80	1.80	3.60	4.63	-	-	15.45	5.89
	7	7	7	7	14	14	-	-	1.92	1.92	1.92	1.92	3.84	3.84	-	-	15.37	5.90
	7	7	7	7	14	12	-	-	1.84	1.84	1.84	1.84	3.15	4.72	-	-	15.21	5.90
	7	7	7	7	12	14	-	-	1.95	1.95	1.95	1.95	3.35	3.90	-	-	15.04	5.90
	7	7	7	7	12	12	-	-	2.05	2.05	2.05	2.05	3.52	3.52	-	-	15.24	5.79
	7	7	7	7	9	24	-	-	1.79	1.79	1.79	1.79	2.30	6.12	-	-	15.57	5.88
	7	7	7	7	9	18	-	-	1.93	1.93	1.93	1.93	2.49	4.97	-	-	15.21	5.90
	7	7	7	7	9	14	-	-	2.05	2.05	2.05	2.05	2.64	4.10	-	-	14.94	5.65
	7	7	7	7	9	12	-	-	2.05	2.05	2.05	2.05	2.64	3.52	-	-	14.36	5.35
	7	7	7	7	9	9	-	-	2.05	2.05	2.05	2.05	2.64	2.64	-	-	13.48	4.89
	7	7	7	7	7	24	-	-	1.82	1.82	1.82	1.82	1.82	6.24	-	-	15.33	5.89
	7	7	7	7	7	18	-	-	1.96	1.96	1.96	1.96	1.96	5.05	-	-	14.87	5.90
	7	7	7	7	7	14	-	-	2.05	2.05	2.05	2.05	2.05	4.10	-	-	14.35	5.35
	7	7	7	7	7	12	-	-	2.05	2.05	2.05	2.05	2.05	3.52	-	-	13.77	5.05
	7	7	7	7	7	9	-	-	2.05	2.05	2.05	2.05	2.05	2.64	-	-	12.89	4.57
	7	7	7	7	7	7	-	-	2.05	2.05	2.05	2.05	2.05	2.05	-	-	12.30	4.24
7 Room	7	9	9	9	9	9	9	-	1.78	2.30	2.30	2.30	2.30	2.30	2.30	-	15.57	5.88
	7	7	9	9	9	9	12	-	1.77	1.77	2.28	2.28	2.28	2.28	3.04	-	15.69	5.87
	7	7	9	9	9	9	9	-	1.82	1.82	2.34	2.34	2.34	2.34	2.34	-	15.34	5.89
	7	7	7	9	9	9	14	-	1.77	1.77	1.77	2.28	2.28	2.28	3.54	-	15.69	5.87
	7	7	7	9	9	9	12	-	1.80	1.80	1.80	2.32	2.32	2.32	3.09	-	15.45	5.89
	7	7	7	9	9	9	9	-	1.91	1.91	1.91	2.46	2.46	2.46	2.46	-	15.55	5.90
	7	7	7	7	9	12	12	-	1.79	1.79	1.79	1.79	2.30	3.07	3.07	-	15.57	5.88
	7	7	7	7	9	9	14	-	1.80	1.80	1.80	1.80	2.32	2.32	3.60	-	15.45	5.89
	7	7	7	7	9	9	12	-	1.83	1.83	1.83	1.83	2.36	2.36	3.15	-	15.21	5.90
	7	7	7	7	7	12	14	-	1.79	1.79	1.79	1.79	1.79	3.07	3.57	-	15.57	5.88
	7	7	7	7	7	12	12	-	1.82	1.82	1.82	1.82	1.82	3.12	3.12	-	15.33	5.89
	7	7	7	7	7	9	18	-	1.77	1.77	1.77	1.77	1.77	2.28	4.55	-	15.68	5.87
	7	7	7	7	7	9	14	-	1.84	1.84	1.84	1.84	1.84	2.36	3.67	-	15.21	5.90
	7	7	7	7	7	9	12	-	1.92	1.92	1.92	1.92	1.92	2.47	3.30	-	15.38	5.90
	7	7	7	7	7	9	9	-	1.96	1.96	1.96	1.96	1.96	2.53	2.53	-	14.87	5.90
	7	7	7	7	7	7	18	-	1.80	1.80	1.80	1.80	1.80	1.80	4.63	-	15.45	5.89
	7	7	7	7	7	7	14	-	1.92	1.92	1.92	1.92	1.92	1.92	3.84	-	15.37	5.90
	7	7	7	7	7	7	12	-	1.95	1.95	1.95	1.95	1.95	1.95	3.35	-	15.04	5.90
	7	7	7	7	7	7	9	-	2.05	2.05	2.05	2.05	2.05	2.05	2.64	-	14.94	5.65
	7	7	7	7	7	7	7	-	2.05	2.05	2.05	2.05	2.05	2.05	2.05	-	14.35	5.35
8 Room	7	7	7	7	7	9	9	9	1.77	1.77	1.77	1.77	1.77	2.28	2.28	2.28	15.69	5.87
	7	7	7	7	7	7	9	9	1.80	1.80	1.80	1.80	1.80	1.80	2.32	2.32	15.45	5.89
	7	7	7	7	7	7	7	12	1.79	1.79	1.79	1.79	1.79	1.79	1.79	3.07	15.57	5.88
	7	7	7	7	7	7	7	9	1.84	1.84	1.84	1.84	1.84	1.84	1.84	2.36	15.21	5.90
	7	7	7	7	7	7	7	7	1.92	1.92	1.92	1.92	1.92	1.92	1.92	1.92	15.37	5.90

Note: •Cooling capacity is based on 27°CDB/19°CWB(indoor temperature),35°CDB(outdoor temperature)
•Pipe Length: 5 m (Outdoor unit to Branch box), 3 m (Branch box to Indoor unit)
•Height difference: 0 m (Outdoor unit to Indoor unit)
•The values in this table should be used only as a guide. These values are calculated at standard conditions.
To fix your selection of models, select them according to "Model Selection" in the D&T manual.

8 Rooms Multi heating

AOHG45LBT8	Combination of indoor unit								HEATING OPERATION								
									Heating Capacity								Input power
									Room 1	Room 2	Room 3	Room 4	Room 5	Room 6	Room 7	Room 8	Total
									KW	KW	KW	KW	KW	KW	KW	KW	KW	KW
2 Room	24	24	-	-	-	-	-	-	7.91	7.91	-	-	-	-	-	-	15.82	5.07
	18	24	-	-	-	-	-	-	5.86	7.91	-	-	-	-	-	-	13.77	4.21
3 Room	18	18	24	-	-	-	-	-	5.32	5.32	7.18	-	-	-	-	-	17.82	5.98
	18	18	18	-	-	-	-	-	5.79	5.79	5.79	-	-	-	-	-	17.38	5.43
	14	24	24	-	-	-	-	-	4.26	7.02	7.02	-	-	-	-	-	18.31	5.98
	14	18	24	-	-	-	-	-	4.59	5.61	7.57	-	-	-	-	-	17.77	5.70
	14	18	18	-	-	-	-	-	4.78	5.84	5.84	-	-	-	-	-	16.46	5.11
	14	14	24	-	-	-	-	-	4.75	4.75	7.82	-	-	-	-	-	17.32	5.23
	14	14	18	-	-	-	-	-	4.80	4.80	5.86	-	-	-	-	-	15.46	4.75
	14*1	14*1	14*1	-	-	-	-	-	4.80	4.80	4.80	-	-	-	-	-	14.40	4.21
	12	24	24	-	-	-	-	-	3.58	7.15	7.15	-	-	-	-	-	17.89	5.98
	12	18	24	-	-	-	-	-	3.84	5.68	7.67	-	-	-	-	-	17.19	5.43
	12	18	18	-	-	-	-	-	3.96	5.86	5.86	-	-	-	-	-	15.68	5.07
	12	14	24	-	-	-	-	-	3.94	4.78	7.87	-	-	-	-	-	16.59	5.11
	12	14	18	-	-	-	-	-	3.96	4.80	5.86	-	-	-	-	-	14.62	4.46
	12*1	14*1	14*1	-	-	-	-	-	3.96	4.80	4.80	-	-	-	-	-	13.56	4.00
	12	12	24	-	-	-	-	-	3.96	3.96	7.91	-	-	-	-	-	15.83	5.07
	12	12	18	-	-	-	-	-	3.96	3.96	5.86	-	-	-	-	-	13.78	4.21
	9	24	24	-	-	-	-	-	2.85	7.54	7.54	-	-	-	-	-	17.93	5.87
	9	18	24	-	-	-	-	-	2.97	5.83	7.87	-	-	-	-	-	16.67	5.16
	9	18	18	-	-	-	-	-	2.99	5.86	5.86	-	-	-	-	-	14.71	4.60
	9	14	24	-	-	-	-	-	2.99	4.80	7.91	-	-	-	-	-	15.70	4.91
	9	14	18	-	-	-	-	-	2.99	4.80	5.86	-	-	-	-	-	13.65	4.10
	9	12	24	-	-	-	-	-	2.99	3.96	7.91	-	-	-	-	-	14.86	4.60
	9	12	18	-	-	-	-	-	2.99	3.96	5.86	-	-	-	-	-	12.81	3.90
	9	9	24	-	-	-	-	-	2.99	2.99	7.91	-	-	-	-	-	13.89	4.21
	7	24	24	-	-	-	-	-	2.28	7.61	7.61	-	-	-	-	-	17.51	5.56
	7	18	24	-	-	-	-	-	2.37	5.85	7.90	-	-	-	-	-	16.12	5.08
	7	18	18	-	-	-	-	-	2.37	5.86	5.86	-	-	-	-	-	14.09	4.33
	7	14	24	-	-	-	-	-	2.37	4.80	7.91	-	-	-	-	-	15.08	4.60
	7	14	18	-	-	-	-	-	2.37	4.80	5.86	-	-	-	-	-	13.03	3.90
	7	12	24	-	-	-	-	-	2.37	3.96	7.91	-	-	-	-	-	14.24	4.33
	7	9	24	-	-	-	-	-	2.37	2.99	7.91	-	-	-	-	-	13.27	4.00
4 Room	14	14	14	18	-	-	-	-	4.30	4.30	4.30	5.24	-	-	-	-	18.13	5.98
	14	14	14	14	-	-	-	-	4.55	4.55	4.55	4.55	-	-	-	-	18.20	5.70
	12	14	18	18	-	-	-	-	3.53	4.28	5.22	5.22	-	-	-	-	18.24	5.98
	12	14	14	18	-	-	-	-	3.61	4.38	4.38	5.34	-	-	-	-	17.71	5.98
	12	14	14	14	-	-	-	-	3.80	4.61	4.61	4.61	-	-	-	-	17.62	5.43
	12	12	18	18	-	-	-	-	3.59	3.59	5.32	5.32	-	-	-	-	17.82	5.98
	12	12	14	24	-	-	-	-	3.52	3.52	4.26	7.02	-	-	-	-	18.32	5.98
	12	12	14	18	-	-	-	-	3.79	3.79	4.59	5.61	-	-	-	-	17.77	5.70
	12	12	14	14	-	-	-	-	3.92	3.92	4.75	4.75	-	-	-	-	17.33	5.23
	12	12	12	24	-	-	-	-	3.58	3.58	3.58	7.15	-	-	-	-	17.90	5.98
	12	12	12	18	-	-	-	-	3.84	3.84	3.84	5.68	-	-	-	-	17.20	5.43
	12	12	12	14	-	-	-	-	3.94	3.94	3.94	4.78	-	-	-	-	16.60	5.11
	12	12	12	12	-	-	-	-	3.96	3.96	3.96	3.96	-	-	-	-	15.84	5.07
	9	14	18	18	-	-	-	-	2.72	4.37	5.33	5.33	-	-	-	-	17.76	5.98
	9	14	14	24	-	-	-	-	2.66	4.27	4.27	7.04	-	-	-	-	18.25	5.98
	9	14	14	18	-	-	-	-	2.87	4.60	4.60	5.62	-	-	-	-	17.68	5.56
	9	14	14	14	-	-	-	-	2.96	4.75	4.75	4.75	-	-	-	-	17.22	5.16
	9	12	14	18	-	-	-	-	2.86	3.78	5.60	5.60	-	-	-	-	17.84	5.87
	9	12	14	24	-	-	-	-	2.71	3.59	4.35	7.17	-	-	-	-	17.83	5.98
	9	12	14	18	-	-	-	-	2.90	3.85	4.66	5.69	-	-	-	-	17.11	5.32
	9	12	14	14	-	-	-	-	2.98	3.94	4.78	4.78	-	-	-	-	16.48	5.08
	9	12	12	24	-	-	-	-	2.85	3.77	3.77	7.54	-	-	-	-	17.94	5.87
	9	12	12	18	-	-	-	-	2.97	3.94	3.94	5.83	-	-	-	-	16.67	5.16
	9	12	12	14	-	-	-	-	2.99	3.96	3.96	4.80	-	-	-	-	15.71	4.91
	9	12	12	12	-	-	-	-	2.99	3.96	3.96	3.96	-	-	-	-	14.87	4.60
	9	9	18	24	-	-	-	-	2.71	2.71	5.30	7.16	-	-	-	-	17.88	5.98
	9	9	18	18	-	-	-	-	2.90	2.90	5.68	5.68	-	-	-	-	17.17	5.43
	9	9	14	24	-	-	-	-	2.86	2.86	4.58	7.55	-	-	-	-	17.85	5.70
	9	9	14	18	-	-	-	-	2.98	2.98	4.78	5.83	-	-	-	-	16.56	5.11
	9	9	14	14	-	-	-	-	2.99	2.99	4.80	4.80	-	-	-	-	15.58	4.75
	9	9	12	24	-	-	-	-	2.89	2.89	3.83	7.65	-	-	-	-	17.27	5.43
	9	9	12	18	-	-	-	-	2.99	2.99	3.96	5.86	-	-	-	-	15.80	5.07
	9	9	12	14	-	-	-	-	2.99	2.99	3.96	4.80	-	-	-	-	14.74	4.46
	9	9	12	12	-	-	-	-	2.99	2.99	3.96	3.96	-	-	-	-	13.90	4.21
	9	9	9	24	-	-	-	-	2.97	2.97	2.97	7.86	-	-	-	-	16.77	5.16
	9	9	9	18	-	-	-	-	2.99	2.99	2.99	5.86	-	-	-	-	14.83	4.60
	9	9	9	14	-	-	-	-	2.99	2.99	2.99	4.80	-	-	-	-	13.77	4.10
	9	9	9	12	-	-	-	-	2.99	2.99	2.99	3.96	-	-	-	-	12.93	3.90
	7	18	18	18	-	-	-	-	2.14	5.28	5.28	5.28	-	-	-	-	17.98	5.98
	7	14	18	18	-	-	-	-	2.26	4.57	5.58	5.58	-	-	-	-	17.99	5.87
	7	14	14	24	-	-	-	-	2.14	4.33	4.33	7.14	-	-	-	-	17.94	5.98
	7	14	14	18	-	-	-	-	2.29	4.65	4.65	5.67	-	-	-	-	17.26	5.32
	7	14	14	14	-	-	-	-	2.36	4.77	4.77	4.77	-	-	-	-	16.67	5.08
	7	12	18	24	-	-	-	-	2.13	3.56	5.26	7.10	-	-	-	-	18.05	5.98
	7	12	18	18	-	-	-	-	2.29	3.82	5.65	5.65	-	-	-	-	17.41	5.56
	7	12	14	24	-	-	-	-	2.25	3.76	4.56	7.52	-	-	-	-	18.09	5.87
	7	12	14	18	-	-	-	-	2.35	3.93	4.77	5.82	-	-	-	-	16.87	5.16
	7	12	14	14	-	-	-	-	2.37	3.96	4.80	4.80	-	-	-	-	15.93	4.91
	7	12	12	24	-	-	-	-	2.28	3.81	3.81	7.61	-	-	-	-	17.51	5.56
	7	12	12	18	-	-	-	-	2.37	3.96	3.96	5.85	-	-	-	-	16.13	5.08
	7	12	12	14	-	-	-	-	2.37	3.96	3.96	4.80	-	-	-	-	15.09	4.60
	7	12	12	12	-	-	-	-	2.37	3.96	3.96	3.96	-	-	-	-	14.25	4.33
	7	9	18	24	-	-	-	-	2.25	2.84	5.56	7.51	-	-	-	-	18.15	5.98
	7	9	18	18	-	-	-	-	2.35	2.97	5.81	5.81	-	-	-	-	16.95	5.23
	7	9	14	24	-	-	-	-	2.29	2.88	4.63	7.63	-	-	-	-	17.42	5.43
	7	9	14	18	-	-	-	-	2.37	2.99	4.80	5.86	-	-	-	-	16.02	5.07
	7	9	12	24	-	-	-	-	2.35	2.96	3.92	7.84	-	-	-	-	17.08	5.23
	7	9	12	18	-	-	-	-	2.37	2.99	3.96	5.86	-	-	-	-	15.18	4.75
	7	9	12	14	-	-	-	-	2.37	2.99	3.96	4.80	-	-	-	-	14.12	4.21
	7	9	12	12	-	-	-	-	2.37	2.99	3.96	3.96	-	-	-	-	13.28	4.00
	7	9	9	24	-	-	-	-	2.37	2.98	2.98	7.89	-	-	-	-	16.23	5.08
	7	9	9	18	-	-	-	-	2.37	2.99	2.99	5.86	-	-	-	-	14.21	4.33
	7	9	9	14	-	-	-	-	2.37	2.99	2.99	4.80	-	-	-	-	13.15	3.90
	7	7	24	24	-	-	-	-	2.11	2.11	7.03	7.03	-	-	-	-	18.28	5.98
	7	7	18	24	-	-	-	-	2.27	2.27	5.61	7.57	-	-	-	-	17.73	5.70
	7	7	18	18	-	-	-	-	2.36	2.36	5.84	5.84	-	-	-	-	16.40	5.11
	7	7	14	24	-	-	-	-	2.35	2.35	4.75	7.83	-	-	-	-	17.27	5.23

Note: •Heating capacity is based on 20°CDB(indoor temperature),7°CDB/6°CWB(outdoor temperature)
•Pipe Length: 5 m (Outdoor unit to Branch box), 3 m (Branch box to Indoor unit)
•Height difference: 0 m (Outdoor unit to Indoor unit)
•The values in this table should be used only as a guide. These values are calculated at standard conditions.
To fix your selection of models, select them according to "Model Selection" in the D&T manual.
*1:LMC type is not available for this combination.

MULTI COMBINATION TABLE

8 Rooms Multi heating

AOHG45LBT8	Combination of indoor unit								HEATING OPERATION									
									Heating Capacity									Input power
									Room 1	Room 2	Room 3	Room 4	Room 5	Room 6	Room 7	Room 8	Total	
									KW	KW	KW	KW	KW	KW	KW	KW	KW	KW
4 Room	7	7	14	18	-	-	-	-	2.37	2.37	4.80	5.86	-	-	-	-	15.40	4.75
	7	7	14	14	-	-	-	-	2.37	2.37	4.80	4.80	-	-	-	-	14.34	4.21
	7	7	12	24	-	-	-	-	2.36	2.36	3.94	7.87	-	-	-	-	16.53	5.11
	7	7	12	18	-	-	-	-	2.37	2.37	3.96	5.86	-	-	-	-	14.56	4.46
	7	7	12	14	-	-	-	-	2.37	2.37	3.96	4.80	-	-	-	-	13.50	4.00
	7	7	9	24	-	-	-	-	2.37	2.37	2.99	7.91	-	-	-	-	15.64	4.91
	7	7	9	18	-	-	-	-	2.37	2.37	2.99	5.86	-	-	-	-	13.59	4.10
	7	7	7	24	-	-	-	-	2.37	2.37	2.37	7.91	-	-	-	-	15.02	4.60
	7	7	7	18	-	-	-	-	2.37	2.37	2.37	5.86	-	-	-	-	12.97	3.90
	12	12	12	12	14	-	-	-	3.51	3.51	3.51	3.51	4.26	-	-	-	18.32	5.98
	12	12	12	12	12	-	-	-	3.58	3.58	3.58	3.58	3.58	-	-	-	17.90	5.98
	9	12	12	14	14	-	-	-	2.66	3.52	3.52	4.27	4.27	-	-	-	18.26	5.98
	9	12	12	12	14	-	-	-	2.71	3.59	3.59	3.59	4.35	-	-	-	17.84	5.98
	9	12	12	12	12	-	-	-	2.85	3.77	3.77	3.77	3.77	-	-	-	17.95	5.87
	9	9	14	14	14	-	-	-	2.67	2.67	4.28	4.28	4.28	-	-	-	18.19	5.98
	9	9	12	14	18	-	-	-	2.66	2.66	3.52	4.26	5.21	-	-	-	18.30	5.98
	9	9	12	14	14	-	-	-	2.72	2.72	3.60	4.37	4.37	-	-	-	17.77	5.98
	9	9	12	12	18	-	-	-	2.71	2.71	3.58	3.58	5.30	-	-	-	17.88	5.98
	9	9	12	12	14	-	-	-	2.86	2.86	3.78	3.78	4.58	-	-	-	17.86	5.70
	9	9	12	12	12	-	-	-	2.89	2.89	3.83	3.83	3.83	-	-	-	17.28	5.43
	9	9	9	14	18	-	-	-	2.71	2.71	2.71	4.36	5.32	-	-	-	17.82	5.98
	9	9	9	14	14	-	-	-	2.86	2.86	2.86	4.59	4.59	-	-	-	17.77	5.56
	9	9	9	12	18	-	-	-	2.85	2.85	2.85	3.78	5.59	-	-	-	17.92	5.87
	9	9	9	12	14	-	-	-	2.90	2.90	2.90	3.84	4.65	-	-	-	17.19	5.32
	9	9	9	12	12	-	-	-	2.97	2.97	2.97	3.93	3.93	-	-	-	16.78	5.16
	9	9	9	9	24	-	-	-	2.70	2.70	2.70	2.70	7.14	-	-	-	17.94	5.98
	9	9	9	9	18	-	-	-	2.89	2.89	2.89	2.89	5.67	-	-	-	17.25	5.43
	9	9	9	9	14	-	-	-	2.97	2.97	2.97	2.97	4.77	-	-	-	16.67	5.11
	9	9	9	9	12	-	-	-	2.99	2.99	2.99	2.99	3.96	-	-	-	15.92	5.07
	9	9	9	9	9	-	-	-	2.99	2.99	2.99	2.99	2.99	-	-	-	14.95	4.60
	7	12	14	14	14	-	-	-	2.10	3.51	4.25	4.25	4.25	-	-	-	18.37	5.98
	7	12	12	14	14	-	-	-	2.14	3.57	3.57	4.33	4.33	-	-	-	17.95	5.98
	7	12	12	12	18	-	-	-	2.13	3.56	3.56	3.56	5.26	-	-	-	18.06	5.98
	7	12	12	12	14	-	-	-	2.25	3.76	3.76	3.76	4.56	-	-	-	18.10	5.87
	7	12	12	12	12	-	-	-	2.28	3.81	3.81	3.81	3.81	-	-	-	17.52	5.56
	7	9	14	14	18	-	-	-	2.09	2.64	4.24	4.24	5.18	-	-	-	18.40	5.98
	7	9	14	14	14	-	-	-	2.14	2.71	4.34	4.34	4.34	-	-	-	17.88	5.98
	7	9	12	14	18	-	-	-	2.13	2.69	3.57	4.32	5.28	-	-	-	17.99	5.98
	7	9	12	14	14	-	-	-	2.26	2.85	3.77	4.57	4.57	-	-	-	18.01	5.70
	7	9	12	12	18	-	-	-	2.25	2.84	3.76	3.76	5.56	-	-	-	18.16	5.98
	7	9	12	12	14	-	-	-	2.28	2.88	3.82	3.82	4.63	-	-	-	17.43	5.43
	7	9	12	12	12	-	-	-	2.35	2.96	3.92	3.92	3.92	-	-	-	17.09	5.23
	7	9	9	18	18	-	-	-	2.13	2.69	2.69	5.27	5.27	-	-	-	18.04	5.98
	7	9	9	14	18	-	-	-	2.25	2.84	2.84	4.56	5.57	-	-	-	18.07	5.87
	7	9	9	14	14	-	-	-	2.29	2.89	2.89	4.64	4.64	-	-	-	17.34	5.32
	7	9	9	12	24	-	-	-	2.12	2.68	2.68	3.55	7.08	-	-	-	18.11	5.98
	7	9	9	12	18	-	-	-	2.28	2.88	2.88	3.81	5.64	-	-	-	17.49	5.56
	7	9	9	12	14	-	-	-	2.35	2.97	2.97	3.93	4.76	-	-	-	16.97	5.16
	7	9	9	12	12	-	-	-	2.37	2.98	2.98	3.95	3.95	-	-	-	16.24	5.08
5 Room	7	9	9	9	24	-	-	-	2.17	2.74	2.74	2.74	7.24	-	-	-	17.63	5.98
	7	9	9	9	18	-	-	-	2.35	2.96	2.96	2.96	5.81	-	-	-	17.05	5.23
	7	9	9	9	14	-	-	-	2.37	2.99	2.99	2.99	4.79	-	-	-	16.12	5.07
	7	9	9	9	12	-	-	-	2.37	2.99	2.99	2.99	3.96	-	-	-	15.30	4.75
	7	9	9	9	9	-	-	-	2.37	2.99	2.99	2.99	2.99	-	-	-	14.33	4.33
	7	7	14	14	18	-	-	-	2.12	2.12	4.30	4.30	5.25	-	-	-	18.10	5.98
	7	7	14	14	14	-	-	-	2.25	2.25	4.55	4.55	4.55	-	-	-	18.16	5.70
	7	7	12	18	18	-	-	-	2.11	2.11	3.53	5.23	5.23	-	-	-	18.21	5.98
	7	7	12	14	18	-	-	-	2.16	2.16	3.62	4.38	5.35	-	-	-	17.68	5.98
	7	7	12	14	14	-	-	-	2.28	2.28	3.80	4.61	4.61	-	-	-	17.58	5.43
	7	7	12	12	24	-	-	-	2.11	2.11	3.52	3.52	7.03	-	-	-	18.29	5.98
	7	7	12	12	14	-	-	-	2.35	2.35	3.92	3.92	4.75	-	-	-	17.28	5.23
	7	7	12	12	12	-	-	-	2.36	2.36	3.94	3.94	3.94	-	-	-	16.54	5.11
	7	7	9	18	18	-	-	-	2.16	2.16	2.72	5.34	5.34	-	-	-	17.73	5.98
	7	7	9	14	24	-	-	-	2.11	2.11	2.67	4.28	7.05	-	-	-	18.22	5.98
	7	7	9	14	18	-	-	-	2.27	2.27	2.87	4.61	5.62	-	-	-	17.64	5.56
	7	7	9	14	14	-	-	-	2.35	2.35	2.96	4.75	4.75	-	-	-	17.16	5.16
	7	7	9	12	24	-	-	-	2.15	2.15	2.72	3.60	7.18	-	-	-	17.80	5.98
	7	7	9	12	18	-	-	-	2.34	2.34	2.96	3.92	5.80	-	-	-	17.36	5.32
	7	7	9	12	14	-	-	-	2.36	2.36	2.98	3.95	4.78	-	-	-	16.43	5.08
	7	7	9	12	12	-	-	-	2.37	2.37	2.99	3.96	3.96	-	-	-	15.65	4.91
	7	7	9	9	24	-	-	-	2.27	2.27	2.86	2.86	7.56	-	-	-	17.81	5.70
	7	7	9	9	18	-	-	-	2.36	2.36	2.98	2.98	5.83	-	-	-	16.51	5.11
	7	7	9	9	14	-	-	-	2.37	2.37	2.99	2.99	4.80	-	-	-	15.52	4.75
	7	7	9	9	12	-	-	-	2.37	2.37	2.99	2.99	3.96	-	-	-	14.68	4.46
	7	7	9	9	9	-	-	-	2.37	2.37	2.99	2.99	2.99	-	-	-	13.71	4.10
	7	7	7	18	18	-	-	-	2.26	2.26	2.26	5.58	5.58	-	-	-	17.95	5.87
	7	7	7	14	24	-	-	-	2.14	2.14	2.14	4.34	7.15	-	-	-	17.91	5.98
	7	7	7	14	18	-	-	-	2.30	2.30	2.30	4.65	5.68	-	-	-	17.22	5.32
	7	7	7	14	14	-	-	-	2.36	2.36	2.36	4.77	4.77	-	-	-	16.62	5.08
	7	7	7	12	24	-	-	-	2.25	2.25	2.25	3.77	7.52	-	-	-	18.05	5.87
	7	7	7	12	18	-	-	-	2.35	2.35	2.35	3.93	5.82	-	-	-	16.81	5.16
	7	7	7	12	14	-	-	-	2.37	2.37	2.37	3.96	4.80	-	-	-	15.87	4.91
	7	7	7	12	12	-	-	-	2.37	2.37	2.37	3.96	3.96	-	-	-	15.03	4.60
	7	7	7	9	24	-	-	-	2.29	2.29	2.29	2.89	7.63	-	-	-	17.38	5.43
	7	7	7	9	18	-	-	-	2.37	2.37	2.37	2.99	5.86	-	-	-	15.96	5.07
	7	7	7	9	14	-	-	-	2.37	2.37	2.37	2.99	4.80	-	-	-	14.90	4.46
	7	7	7	9	12	-	-	-	2.37	2.37	2.37	2.99	3.96	-	-	-	14.06	4.21
	7	7	7	9	9	-	-	-	2.37	2.37	2.37	2.99	2.99	-	-	-	13.09	3.90
	7	7	7	7	24	-	-	-	2.35	2.35	2.35	2.35	7.83	-	-	-	17.22	5.23
	7	7	7	7	18	-	-	-	2.37	2.37	2.37	2.37	5.86	-	-	-	15.34	4.75
	7	7	7	7	14	-	-	-	2.37	2.37	2.37	2.37	4.80	-	-	-	14.28	4.21
	7	7	7	7	12	-	-	-	2.37	2.37	2.37	2.37	3.96	-	-	-	13.44	4.00
6 Room	9	9	9	9	12	14	-	-	2.65	2.65	2.65	2.65	3.51	4.25	-	-	18.36	5.98
	9	9	9	9	12	12	-	-	2.70	2.70	2.70	2.70	3.57	3.57	-	-	17.94	5.98
	9	9	9	9	9	14	-	-	2.71	2.71	2.71	2.71	2.71	4.34	-	-	17.88	5.98
	9	9	9	9	9	12	-	-	2.85	2.85	2.85	2.85	2.85	3.77	-	-	18.00	5.87
	9	9	9	9	9	9	-	-	2.89	2.89	2.89	2.89	2.89	2.89	-	-	17.33	5.43
	7	9	9	12	12	12	-	-	2.12	2.68	2.68	3.55	3.55	3.55	-	-	18.12	5.98
	7	9	9	9	12	14	-	-	2.13	2.69	2.69	2.69	3.56	4.31	-	-	18.05	5.98
	7	9	9	9	12	12	-	-	2.17	2.74	2.74	2.74	3.62	3.62	-	-	17.63	5.98

Note: •Heating capacity is based on 20°CDB(indoor temperature),7°CDB/6°CWB(outdoor temperature)
•Pipe Length: 5 m (Outdoor unit to Branch box), 3 m (Branch box to Indoor unit)
•Height difference: 0 m (Outdoor unit to Indoor unit)
•The values in this table should be used only as a guide. These values are calculated at standard conditions.
To fix your selection of models, select them according to "Model Selection" in the D&T manual.

8 Rooms Multi heating

AOHG45LBT8	Combination of indoor unit								HEATING OPERATION									
									Heating Capacity									Input power
									Room 1	Room 2	Room 3	Room 4	Room 5	Room 6	Room 7	Room 8	Total	
									KW	KW	KW	KW	KW	KW	KW	KW	KW	KW
6 Room	7	9	9	9	9	18	-	-	2.12	2.68	2.68	2.68	2.68	5.25	-	-	18.10	5.98
	7	9	9	9	9	12	-	-	2.28	2.87	2.87	2.87	2.87	3.81	-	-	17.57	5.56
	7	9	9	9	9	9	-	-	2.35	2.96	2.96	2.96	2.96	2.96	-	-	17.16	5.23
	7	7	12	12	12	12	-	-	2.11	2.11	3.52	3.52	3.52	3.52	-	-	18.29	5.98
	7	7	9	12	12	14	-	-	2.11	2.11	2.66	3.53	3.53	4.28	-	-	18.23	5.98
	7	7	9	12	12	12	-	-	2.15	2.15	2.71	3.60	3.60	3.60	-	-	17.81	5.98
	7	7	9	9	14	14	-	-	2.12	2.12	2.67	2.67	4.29	4.29	-	-	18.16	5.98
	7	7	9	9	12	18	-	-	2.11	2.11	2.66	2.66	3.52	5.21	-	-	18.27	5.98
	7	7	9	9	12	14	-	-	2.16	2.16	2.72	2.72	3.61	4.37	-	-	17.74	5.98
	7	7	9	9	12	12	-	-	2.27	2.27	2.86	2.86	3.78	3.78	-	-	17.82	5.70
	7	7	9	9	9	18	-	-	2.15	2.15	2.72	2.72	2.72	5.33	-	-	17.79	5.98
	7	7	9	9	9	14	-	-	2.27	2.27	2.86	2.86	2.86	4.60	-	-	17.73	5.56
	7	7	9	9	9	12	-	-	2.30	2.30	2.90	2.90	2.90	3.84	-	-	17.15	5.32
	7	7	9	9	9	9	-	-	2.36	2.36	2.97	2.97	2.97	2.97	-	-	16.61	5.11
	7	7	7	12	14	14	-	-	2.10	2.10	2.10	3.51	4.26	4.26	-	-	18.34	5.98
	7	7	7	12	12	14	-	-	2.14	2.14	2.14	3.58	3.58	4.34	-	-	17.92	5.98
	7	7	7	12	12	12	-	-	2.25	2.25	2.25	3.77	3.77	3.77	-	-	18.06	5.87
	7	7	7	9	14	18	-	-	2.10	2.10	2.10	2.65	4.25	5.19	-	-	18.38	5.98
	7	7	7	9	14	14	-	-	2.15	2.15	2.15	2.71	4.35	4.35	-	-	17.85	5.98
	7	7	7	9	12	18	-	-	2.14	2.14	2.14	2.70	3.57	5.28	-	-	17.96	5.98
	7	7	7	9	12	14	-	-	2.26	2.26	2.26	2.85	3.77	4.57	-	-	17.97	5.70
	7	7	7	9	12	12	-	-	2.29	2.29	2.29	2.89	3.82	3.82	-	-	17.39	5.43
	7	7	7	9	9	18	-	-	2.25	2.25	2.25	2.84	2.84	5.57	-	-	18.03	5.87
	7	7	7	9	9	14	-	-	2.29	2.29	2.29	2.89	2.89	4.64	-	-	17.30	5.32
	7	7	7	9	9	12	-	-	2.35	2.35	2.35	2.97	2.97	3.93	-	-	16.92	5.16
	7	7	7	9	9	9	-	-	2.37	2.37	2.37	2.99	2.99	2.99	-	-	16.07	5.07
	7	7	7	7	14	18	-	-	2.13	2.13	2.13	2.13	4.31	5.26	-	-	18.07	5.98
	7	7	7	7	14	14	-	-	2.25	2.25	2.25	2.25	4.56	4.56	-	-	18.12	5.70
	7	7	7	7	12	18	-	-	2.17	2.17	2.17	2.17	3.62	5.36	-	-	17.65	5.98
	7	7	7	7	12	14	-	-	2.28	2.28	2.28	2.28	3.81	4.62	-	-	17.54	5.43
	7	7	7	7	12	12	-	-	2.35	2.35	2.35	2.35	3.92	3.92	-	-	17.23	5.23
	7	7	7	7	9	24	-	-	2.12	2.12	2.12	2.12	2.67	7.06	-	-	18.19	5.98
	7	7	7	7	9	18	-	-	2.28	2.28	2.28	2.28	2.87	5.63	-	-	17.60	5.56
	7	7	7	7	9	14	-	-	2.35	2.35	2.35	2.35	2.96	4.76	-	-	17.11	5.16
	7	7	7	7	9	12	-	-	2.36	2.36	2.36	2.36	2.98	3.95	-	-	16.38	5.08
	7	7	7	7	9	9	-	-	2.37	2.37	2.37	2.37	2.99	2.99	-	-	15.46	4.75
	7	7	7	7	7	24	-	-	2.14	2.14	2.14	2.14	2.14	7.16	-	-	17.88	5.98
	7	7	7	7	7	18	-	-	2.30	2.30	2.30	2.30	2.30	5.68	-	-	17.18	5.32
	7	7	7	7	7	14	-	-	2.36	2.36	2.36	2.36	2.36	4.78	-	-	16.57	5.08
	7	7	7	7	7	12	-	-	2.37	2.37	2.37	2.37	2.37	3.96	-	-	15.81	4.91
	7	7	7	7	9	9	-	-	2.37	2.37	2.37	2.37	2.37	2.99	-	-	14.84	4.46
	7	7	7	7	7	7	-	-	2.37	2.37	2.37	2.37	2.37	2.37	-	-	14.22	4.21
7 Room	7	9	9	9	9	9	-	-	2.12	2.67	2.67	2.67	2.67	2.67	2.67	-	18.16	5.98
	7	7	9	9	9	9	12	-	2.10	2.10	2.65	2.65	2.65	2.65	3.51	-	18.33	5.98
	7	7	9	9	9	9	9	-	2.15	2.15	2.71	2.71	2.71	2.71	2.71	-	17.85	5.98
	7	7	7	9	9	9	14	-	2.09	2.09	2.09	2.63	2.63	2.63	4.23	-	18.40	5.98
	7	7	7	9	9	9	12	-	2.13	2.13	2.13	2.69	2.69	2.69	3.56	-	18.02	5.98
	7	7	7	9	9	9	9	-	2.25	2.25	2.25	2.84	2.84	2.84	2.84	-	18.11	5.87
	7	7	7	7	9	12	12	-	2.11	2.11	2.11	2.11	2.67	3.53	3.53	-	18.20	5.98
	7	7	7	7	9	9	14	-	2.12	2.12	2.12	2.12	2.68	2.68	4.30	-	18.13	5.98
	7	7	7	7	9	9	12	-	2.16	2.16	2.16	2.16	2.73	2.73	3.61	-	17.71	5.98
	7	7	7	7	9	9	9	-	2.27	2.27	2.27	2.27	2.87	2.87	2.87	-	17.68	5.56
	7	7	7	7	7	12	14	-	2.10	2.10	2.10	2.10	2.10	3.52	4.26	-	18.31	5.98
	7	7	7	7	7	12	12	-	2.14	2.14	2.14	2.14	2.14	3.58	3.58	-	17.89	5.98
	7	7	7	7	7	9	18	-	2.10	2.10	2.10	2.10	2.10	2.65	5.19	-	18.35	5.98
	7	7	7	7	7	9	14	-	2.15	2.15	2.15	2.15	2.15	2.71	4.36	-	17.82	5.98
	7	7	7	7	7	9	12	-	2.26	2.26	2.26	2.26	2.26	2.85	3.78	-	17.93	5.70
	7	7	7	7	7	9	9	-	2.29	2.29	2.29	2.29	2.29	2.89	2.89	-	17.26	5.32
	7	7	7	7	7	7	18	-	2.13	2.13	2.13	2.13	2.13	2.13	5.26	-	18.04	5.98
	7	7	7	7	7	7	14	-	2.25	2.25	2.25	2.25	2.25	2.25	4.56	-	18.08	5.70
	7	7	7	7	7	7	12	-	2.28	2.28	2.28	2.28	2.28	2.28	3.81	-	17.50	5.43
	7	7	7	7	7	7	9	-	2.35	2.35	2.35	2.35	2.35	2.35	2.96	-	17.06	5.16
	7	7	7	7	7	7	7	-	2.36	2.36	2.36	2.36	2.36	2.36	2.36	-	16.52	5.08
8 Room	7	7	7	7	7	9	9	9	2.09	2.09	2.09	2.09	2.09	2.64	2.64	2.64	18.40	5.98
	7	7	7	7	7	7	9	9	2.12	2.12	2.12	2.12	2.12	2.12	2.68	2.68	18.10	5.98
	7	7	7	7	7	7	7	12	2.11	2.11	2.11	2.11	2.11	2.11	2.11	3.52	18.28	5.98
	7	7	7	7	7	7	7	9	2.15	2.15	2.15	2.15	2.15	2.15	2.15	2.72	17.79	5.98
	7	7	7	7	7	7	7	7	2.25	2.25	2.25	2.25	2.25	2.25	2.25	2.25	18.04	5.70

Note: •Heating capacity is based on 20°CDB(indoor temperature),7°CDB/6°CWB(outdoor temperature)
•Pipe Length: 5 m (Outdoor unit to Branch box), 3 m (Branch box to Indoor unit)
•Height difference: 0 m (Outdoor unit to Indoor unit)
•The values in this table should be used only as a guide. These values are calculated at standard conditions.
To fix your selection of models, select them according to "Model Selection" in the D&T manual.

OPTIONAL PARTS FOR SPLIT & MULTI SPLIT

SPLIT Optional Parts List

Type			Wall Mounted						Cassette				Floor/Ceiling	Ceiling		Duct				
			Compact		Large				Compact		Large					Low Static	Slim	Medium Static		High Static
			Inverter		Inverter		Constant		Inverter	Constant	Inverter	Constant	Inverter	Inverter	Constant	Constant	Inverter	Inverter	Constant	Constant
			ASGG09LLTB-V ASGG12LLTA-V ASGG09/12JLTB-V ASGG09/12JLCA	ASHG09/12/14LUCA	ASGG18/24/30LFCD	ASGA18/24/30JCC	ASGA18/24FTTA ASGA18/24FMTA ASGA18/24AET	ASGA18/24FTTA-A	AUGG12/18LVLA-A AUGG24LVLA	AUG12/18FBAB AUG12/18UBAB AUG12/18ABAB AUG12/18RBAB	AUGG30/36/45/54 LRLA-A	AUG25/30FUAR AUG36/45/54FUAS AUG25/30UUAR AUG36/45/54UUAS AUG25/30ABAR AUG36/45/54ABAS	ABGG18LVTA-A ABGG24LVTA	ABGG30/36/45 LRTA-A	ABG30/36/45/54 FBAG ABG30/36/45/54 UBAG ABG30ABA-W ABG36/45/54ABA3W ABG30RBA-W ABG36/45/54RBA3W	ARG18FUAL ARG18UUAL ARG18ALCH	ARGG12/18LLLB-A	ARGG24LMTA, ARGG30\36/45 LMLA-A	ARG25/30/36/45 FUAN ARG25/30/36/45 UUAN ARG25/30ALC ARG36ALD3 ARG45ALC3 ARG25/30RLC ARG36/45RLC3	ARG60FUAK ARG60UUAK ARG60AUAK ARG60RUAK ARG90ELC3 ARG90TLC3
Controllers	Wired Remote Controller	High grade		■ UTY-RVNGM																
		Standard grade		■ UTY-RNNGM	■ UTY-RNNGM	■ UTB-GUD	■ UTB-GUD	■ UTB-GUD	■ UTY-RNNGM		■ UTY-RNNGM		■ UTY-RNNGM	■ UTY-RNNGM			■ UTY-RNNGM	■ UTY-RNNGM		
Others	Simple Remote Controller			■ UTY-RSNGM	■ UTY-RSNGM			■ UTY-RSNYM	■ UTY-RSNGM		■ UTY-RSNGM		■ UTY-RSNGM	■ UTY-RSNGM		■ UTB-GPB	■ UTY-RSNGM	■ UTY-RSNGM	■ UTY-RSNGM	■ UTY-RSNGM
	IR Receiver Kit	For Duct / For Cassette									■ UTY-LRHGA2					■ UTY-LRJG1	■ UTY-LRHGM	■ UTY-LRHGM		■ UTY-LRHG1
	Remote Sensor Unit															■ UTD-RS100 ■ UTY-XSZX	■ UTY-XSZX	■ UTY-XSZX		■ UTY-XSZX
	Auto Louver Grille Kit																■ UTD-GXSA-W(For12) ■ UTD-GXSB-W(For18)			
	Flange													■ UTD-RF204	■ UTD-RF204			■ UTD-RF204 ■ UTD-SF045T	■ UTD-RF204 ■ UTD-SF045T	
	Drain Pump Unit													■ UTR-DPB24T	■ UTR-DPB24T	■ UTZ-PX1BBA		■ UTZ-PX1NBA	■ UTZ-PX1NBA	
	Wide Panel / Additional Grille									■ UTG-AGDA-W	■ UTG-AGYA-W	■ UTG-AGEA-W								
	Panel Spacer	Panel spacer									■ UTG-BGYA-W									
	Fresh Air Intake Kit	For Compact Cassette / For Cassette							■ UTZ-VXAA		■ UTZ-VXGA									
	Air Outlet Shutter Plate	For Compact Cassette / For Cassette							■ UTR-YDZB		■ UTR-YDZC									
	Insulation Kit For High Humidity	For Compact Cassette							■ UTZ-KXGC		■ UTZ-KXGA									
	Long-life filter																	■ UTD-LF25NA	■ UTD-LF25NA	■ UTD-LF60KA (60 type only)
Wireless LAN Interface					■ UTY-TFNXZ3															
Communication Kit				■ UTY-TWBXF																
External Connect Kit (For Indoor)				■ UTY-XWZX5	■ UTY-XWZX	■ UTY-XWZX		■ UTY-XWZX	■ UTY-XWZX		■ UTY-XWZX		■ UTY-XWZX	■ UTY-XWZX						
External Connect Kit (For outdoor)											■ UTY-XWZXZ2 ■ UTY-XWZXZ3			■ UTY-XWZXZ2 ■ UTY-XWZXZ3				■ UTY-XWZXZ2 ■ UTY-XWZXZ3		
External Control Set									■ UTD-ECS5A		■ UTD-ECS5A			■ UTD-ECS5A			■ UTD-ECS5A	■ UTD-ECS5A	■ UTD-ECS5A	■ UTD-ECS5A (60 type only)
Sub Interface Board																				
Protective net			■ UTZ-NXCA																	

OPTIONAL PARTS FOR SPLIT & MULTI SPLIT

MULTI SPLIT Optional Parts List

Type			Indoor Units for 2-4 Rooms Multi					Indoor Units for 8 Rooms Multi						
			Wall Mounted			Cassette	Duct	Wall Mounted			Floor	Floor/Ceiling	Cassette	Duct
			Compact		Large	Compact	Slim	Compact		Large			Compact	Slim
			ASGG07/09/12 LMCA	ASHG07/09/12/14 LUCA	ASGG18/24 LFCA	AUGG09/12/14/18 LVLA	ARGG09/12/ 14/18/24LLLA	ASHG07/09/12/14 LUCA	ASHG07/09/12/14 LMCA	ASHG18LFCA ASHG24LFCC	AGH09/12/14LV	ABHG14/18LV	AUHG07/09/12/ 14/18LV	ARHG07/09LLTA ARHG12/14/18LLTB
Controllers	Wired Remote Controller	High grade		■ UTY-RVNGM				■ UTY-RVNGM	■ UTY-RVNGM	■ UTY-RVNGM	■ UTY-RVNGM	■ UTY-RVNGM	■ UTY-RVNGM	■ UTY-RVNGM
		Standard grade	■ UTY-RNNGM	■ UTY-RNNGM	■ UTY-RNNGM	■ UTY-RNNGM	■ UTY-RNNGM	■ UTY-RNNGM	■ UTY-RNNGM	■ UTY-RNNGM	■ UTY-RNNGM	■ UTY-RNNGM	■ UTY-RNNGM	■ UTY-RNNGM
	Simple Remote Controller		■ UTY-RSNGM	■ UTY-RSNGM	■ UTY-RSNGM	■ UTY-RSNGM	■ UTY-RSNGM	■ UTY-RSNGM	■ UTY-RSNGM	■ UTY-RSNGM	■ UTY-RSNGM	■ UTY-RSNGM	■ UTY-RSNGM	■ UTY-RSNGM
	Central Remote Controller	For 8 Room						■ UTY-DMMGM	■ UTY-DMMGM	■ UTY-DMMGM	■ UTY-DMMGM	■ UTY-DMMGM	■ UTY-DMMGM	■ UTY-DMMGM
Others	IR Receiver Kit	For Duct					■ UTY-LRHGM							■ UTY-LRHGM
	Remote Sensor Unit						■ UTY-XSZX							■ UTY-XSZX
	Auto Louver Grille Kit						■ UTD-GXSA-W (For 09/12/14) ■ UTD-GXSB-W (For 18)							■ UTD-GXSA-W (For 07/0912/14) ■ UTD-GXSB-W (For 18)
	Fresh Air Intake Kit	For Compact Cassette / For Cassette				■ UTZ-VXAA							■ UTZ-VXAA	
	Air Outlet Shutter Plate	For Compact Cassette / For Cassette				■ UTR-YDZB							■ UTR-YDZB	
	Insulation Kit For High Humidity	For Compact Cassette				■ UTZ-KXGC							■ UTZ-KXGC	
	Half concealed kit										■ UTR-STA			
Communication Kit			■ UTY-XCBXZ1	■ UTY-TWBXF					■ UTY-XCBXZ2					
External Connect Kit (For Indoor)			■ UTY-XWZX	■ UTY-XWZX5	■ UTY-XWZX	■ UTY-XWZX	■ UTY-XWZX	■ UTY-XWZX5	■ UTY-XWZX5	■ UTY-XWZX	■ UTY-XWZX	■ UTY-XWZX	■ UTY-XWZX	■ UTY-XWZX
External Connect Kit (For outdoor)								■ UTY-XWZXZ3 ■ UTY-XWZXZ4	■ UTY-XWZXZ3 ■ UTY-XWZXZ4	■ UTY-XWZXZ3 ■ UTY-XWZXZ4	■ UTY-XWZXZ3 ■ UTY-XWZXZ4	■ UTY-XWZXZ3 ■ UTY-XWZXZ4	■ UTY-XWZXZ3 ■ UTY-XWZXZ4	■ UTY-XWZXZ3 ■ UTY-XWZXZ4
External Control Set							■ UTD-ECS5A							■ UTD-ECS5A

OPTIONAL PARTS FOR SPLIT & MULTI SPLIT

Wired Remote Controller : UTY-RVNGM

Max. controllable 16 Indoor units



Hi-grade individual control using various functions.

- 3.7-inch LCD backlight screen.
- Supporting various Energy Saving functions with simple operation.
- Multiple Language Support.
  (English, German, French, Spanish, Russian, Portuguese, Italian, Greek, and Turkish)

High performance and compact size

- In addition to the individual control, various energy saving controls can be realized using only one remote controller.

Individual control + Thermo sensor + Weekly timer + Auto off timer →



Various energy saving function

Auto OFF Timer

- The indoor unit automatically is turned off when it reaches the preset operating time frame.
- The time frame of the "Auto off timer" can be flexibly scheduled.
- Can be set off time 30 to 240 minutes

Weekly Timer function

- Can be set up to 8 times per day (On/Off, mode,Temp)
- 2 pattern settings(i.e. Summer/Winter setting) are available.

Weekly 1

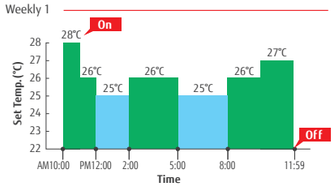

Setting menu in remote controller

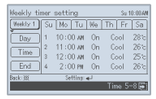

Weekly 2

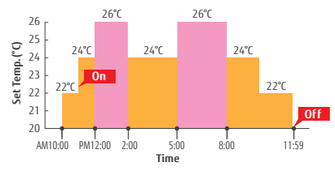

Setting menu in remote controller

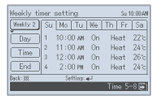

High visibility and Easy operation

- Icon display of effectual functions.
- Main functions in large icons: "Mode", "Set Temp", and "Fan".
- Easy to operate by Control guide display.
- Simple operation with easy 4-way navigation pad.



Set Temperature Auto Return

- The setting temperature automatically returns to the previously set temperature.
- The time range in which the set temperature can be changed is 30 to 120 minutes.

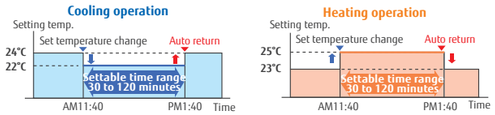

Set Temperature Upper and Lower Limit Setting

- The set temperature range can be set for each operation mode. (Cooling / Heating / Auto)

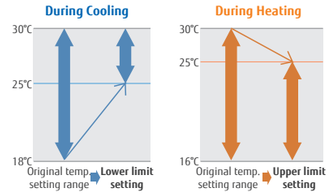

Specifications

Model name	UTY-RVNGM
Power supply	DC 12 V
Dimension (H × W × D) (mm)	120 × 120 × 21.3
Weight (g)	220

* DC12 V is supplied by indoor unit.

Auto Louver Grille Kit : UTD-GXSA-W / UTD-GXSB-W / UTD-GXSC-W

Simple flat Auto Louver will provide comfort airflow and harmonize with luxury interior.



Closed louver



Opened louver



Flexible Control

- **Operation with indoor unit**
  Auto Louver can be operated by synchronizing remote controller of indoor unit.
- **UP and Down auto swing**
  - Auto airflow direction and auto swing
  - 4 steps selectable
- **Auto-closing louver**
  When operation of indoor unit is stopped, the louver will automatically close.

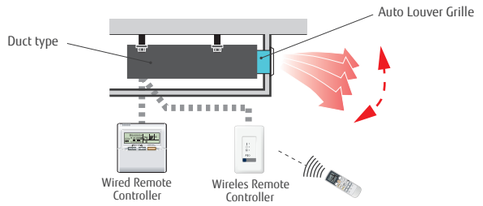

Dimensions

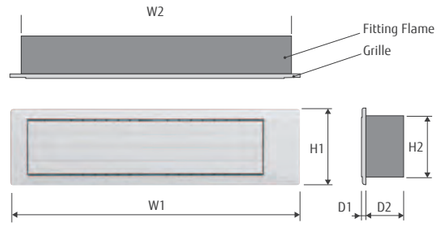

Unit: mm

Model Name	W1	W2	H1	H2	D1	D2
UTD-GXSA-W	683	645	180	148	9	84
UTD-GXSB-W	883	845				
UTD-GXSC-W	1,083	1,045				

Specifications

Model name			UTD-GXSA-W	UTD-GXSB-W	UTD-GXSC-W
Applicable Indoor Unit			ARYG07/09LLTA ARYG12/14LLTB ARXD07/09/12/14GALH (For VRF) ARXD07/09/12/14GATH (For VRF) ARXD07/09/12/14LATH (For VRF) ARXK07/09/12/14GCLH (For VRF) ARXK07/09/12/14GALH (For VRF)	ARYG18LLTB ARXD18GALH (For VRF) ARXD18GATH (For VRF) ARXD18LATH (For VRF) ARXK18GCLH (For VRF) ARXK18GALH (For VRF)	ARXD24GALH (For VRF) ARXD24GATH (For VRF) ARXD24LATH (For VRF) ARXK24GCLH (For VRF) ARXK24GALH (For VRF)
Power Supply			Connecting with Control box of indoor unit		
Fixing of Auto Louver Grille			Screw fixing to Flange or Square Duct		
Extension Square Duct Limit			1.0m (Max. duct length between indoor unit and Grille)		
Net Dimension (H x W x D)		mm (inch)	180x683x(84+9) [7-3/32x26-7/8x(3-5/16+11/32)]	180x883x(84+9) [7-3/32x34-3/4x(3-5/16+11/32)]	180x1083x(84+9) [7-3/32x42-5/8x(3-5/16+11/32)]
Weight	Net	kg (lb.)	2.0 (4.4)	2.5 (5.6)	3.0 (6.7)
	Gross		3.0 (6.7)	3.5 (7.8)	4.0 (8.9)
Color			White		
Louver Motor			Stepping Motor		
Accessories			Fitting Flame, etc.		
Operation range	Cooling	℃ (℉)	18 to 32 (64 to 90)		
		% RH	80% or less		
	Heating	℃ (℉)	16 to 30 (60 to 88)		

OPTIONAL PARTS FOR SPLIT & MULTI SPLIT

Controllers

For Individual & Centralized Control

Wired Remote Controller
UTY-RVNGM



Wired Remote Controller
UTY-RNNGM / UTB-GUD



Simple Remote Controller
UTY-RSNGM / UTB-GPB



Central Remote Controller
UTY-DMMGM
For 8 Rooms Multi



Communication devices

Communication Kit

Communication Kit
UTY-TWBXF / UTY-XCBXZ1 / UTY-XCBXZ2
For Compact Wall Mounted type



Convertors/Adaptors

External device

Wireless LAN Interface
UTY-TFNXZ3



External Connect Kit / External Control set

External Connect Kit
For Indoor Unit



UTY-XWZX UTY-XWZXZ5

External Control Set
For Indoor Unit

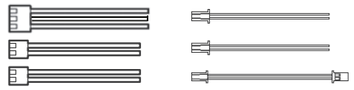

UTD-ECS5A

External Connect Kit
For Outdoor unit

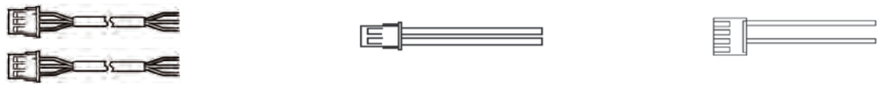

UTY-XWZXZ2 UTY-XWZXZ3 UTY-XWZXZ4

Function list

		For Indoor unit			For Outdoor unit		
		UTY-XWZX	UTY-XWZXZ5	UTD-ECS5A	UTY-XWZXZ2	UTY-XWZXZ3	UTY-XWZXZ4
Input	Control	●	●	●	–	–	–
	Peak cut	–	–	–	●	●	–
	Low noise	–	–	–	●	●	–
	Priority	–	–	–	–	●	–
	Emergency stop	–	–	–	–	●	–
Output	Operation status	●	●	●	●	●	–
	Error status	–	●	●*1	●	●	–
	Fresh air control	–	–	●*2	–	–	–
	Auxiliary heater	–	–	●*3	–	–	–
	Preparation	–	–	●*4	–	–	–
	Base heater	–	–	–	–	–	●

* 1 : This function has been had only wall mounted model such as LT, LU, and LM.
* 2 : This function has been had only ducted model, cassette model , and ceiling mode.
* 3 : This function has been had only ducted model.
* 4 : This cable is necessary for some ducted model.

Others

For Duct type

Remote Sensor Unit
UTY-XSZX / UTD-RS100
New amenity space can be offered by installing the Remote sensor.



IR Receiver Kit
UTY-LRHGM / UTY-LRHG1 / UTY-LRJG1



Auto Louver Grille Kit
UTD-GXSA-W
For 07 / 09 / 12 / 14 type
UTD-GXSB-W
For 18 type



Long-Life Filter
UTD-LF60KA
UTD-LF25NA



UTD-LF60KA UTD-LF25NA

Flange
UTD-RF204 (Round)
UTD-SF045T (Square)



(Round) (Square)

Drain Pump Unit
UTZ-PX1NBA / UTZ-PX1BBA
For Compact / Medium Static Pressure Duct



For Cassette type

IR Receiver Kit
UTY-LRHGA2



Wide Panel
UTG-AGYA-W

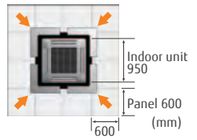

Additional Grille
UTG-AGDA-W
For Compact Cassette type

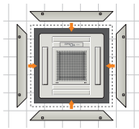

Additional Grille
UTG-AGEA-W

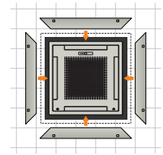

Cassette Grille
UTG-UDGD-W
For Compact Cassette type



Cassette Grille
UTG-UFGD-W
For Compact Cassette type



Cassette Grille
UTG-UGGA-W



Panel Spacer
UTG-BGYA-W

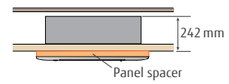

Fresh Air Intake Kit
UTZ-VXAA
For Compact Cassette type



Fresh Air Intake Kit
UTZ-VXGA



Insulation Kit For High Humidity
UTZ-KXGA / UTZ-KXGC
For Compact Cassette type / Cassette type

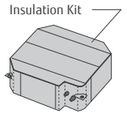

Air Outlet Shutter Plate
UTR-YDZB
For Compact Cassette type
Shuts the air outlet when only using as 3 blow out.



Air Outlet Shutter Plate
UTR-YDZC
Shuts the air outlet when only using as 3 blow out.



For Floor type

Half Concealed Kit
UTR-STA
This kit is used to half conceal floor type indoor unit into the wall.

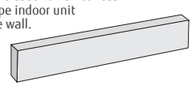

For Ceiling type

Drain Pump Unit
UTR-DPB24T



Service & Maintenance

Service Monitoring Tool
UTY-ASSX



WINDOW

Quickly transforms your room into an oasis

FUTURE

The Airflow Direction can be Freely Adjusted

TUnrestricted direction of airflow. The louver allows airflow coverage as wide as 140°. Mounting the louver in the center provides coverage of an area as wide as 140°. Cold air is distributed throughout the room.

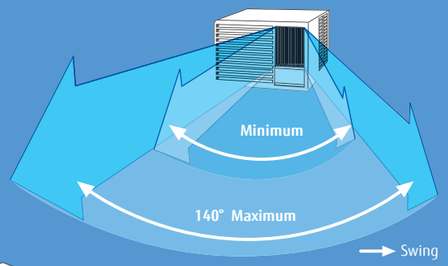

Easy filter cleaning

The filter can be cleaned without removing the front panel.

For AXGS18/24 Models

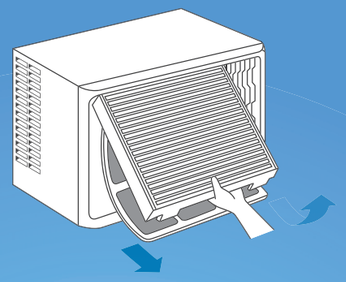





LINEUP

Capacity (kW)	2.5	3.5	5.3		7.1	
Model code	9	12	18		24	
WINDOW	 AKG9GNRSW AKGA09AATB	 AMG13GNR-W AMGB13AAT	 AXGS18ABTH	 AXGT18FHTA-B AXGT18AATH	 AXGS24ABTH	 AXGT24FHTA-B AXGT24AATH

SPECIFICATIONS

Model No.			AKG9GNRSW	AKGA09AATB	AMG13GNR-W	AMGB13AAT	AXGS18ABTH	AXGT18FHTA-B	AXGT18AATH	AXGS24ABTH	AXGT24FHTA-B	AXGT24AATH
Power Source		V/ Ø/Hz	220-240/1/50	230/1/50	220-240/1/50	230/1/50	220-240/1/50	230/1/50	230/1/50	220-240/1/50	230/1/50	230/1/50
Capacity	Cooling	kW	2.50-2.55	2.5	3.60-3.70	3.55	5.10-5.20	5.3	5.12	6.35-6.50	6.3	6.10
		BTU/h	8,500-8,700	8,530	12,300-12,600	12,000	17,400-17,700	18,100	17,500	21,700-22,200	21,500	20,800
Input Power	Cooling	kW	0.89-0.95	0.95	1.46-1.52	1.35	1.78-1.94	1.78	1.80	2.26-2.37	2.14	2.36
EER	Cooling	kW/kW	2.81-2.68	2.63	2.47-2.43	2.63	2.87-2.68	2.98	2.84	2.81-2.74	2.94	2.58
Running Current	Cooling	A	4.2-4.0	4.2	6.8-6.8	6	8.4-8.5	8.1	8.4	10.5-10.0	9.6	10.5
Moisture Removal	Cooling	l/h	1.1	1.1	1.3	1.4	2.0	2.0	2.0	2.6	2.0	2.6
Airflow Rate (High)	Cooling	m^3/h	340-365	365	475-510	475	920-970	940	940	920-960	990	950
Net Dimension H x W x D		mm	349x457x581	349x457x581	375x560x650	375x560x650	455x670x710	455x670x710	455x670x710	455x670x710	455x670x710	455x670x710
Net Weight		kg(lbs)	31(68)	31(68)	42(92)	42(92)	53(117)	56(123)	53(117)	61(134)	63(139)	61(134)
Operation Range	Cooling	℃	21 to 43	21 to 43	21 to 43	21 to 43	18 to 52	21 to 55	18 to 52	18 to 55	21 to 55	18 to 55
Feature	Super Power			●	●	●	●	●	●	●	●	●
	Super Quiet		●	●	●	●	●	●	●	●	●	●
	Super Wave		●	●	●	●	●	●	●	●	●	●
	Instant Air Exchange		●	●	●	●	●	●	●	●	●	●

*Super Power : The efficiency-improved compressor or heat exchanger quickly changes your room into a comfortable environment.
*Super Quiet : Quiet operation is assured even when the fan is working on high mode.
*Super Wave : The louver automatically swings to right and left. The direction and the angle of the airflow can be easily changed.
*Instant Air Exchange : Stale air is immediately removed.

FUJITSU GENERAL LIMITED

3-3-17, Suenaga, Takatsu-ku, Kawasaki 213-8502, Japan
http://www.fujitsu-general.com/





Notice for specifications

I.U.=Indoor Unit O.U.=Outdoor Unit
Qu=Quiet *=Not decided yet

- Specifications and design are subject to change without notice for future improvement.
- For further details, please check with our authorised dealer.
- Cooling / Heating capacities are based on the following conditions.

Cooling	Indoor temp. : 27°C DB/19°C WB Outdoor temp.: 35°C DB/24°C WB
Heating	Indoor temp. : 20°C DB Outdoor temp.: 7°C DB/6°C WB

- Performance test is in accordance with EN14511
- Seasonal efficiency test is on accordance with EN14825
- Sound power test is in accordance with EN12102
- Actual products' colors may be different from the colors shown in this printed material.

CE

Fujitsu General (Thailand) Co., Ltd.

TÜV ISO 9001 01 100 89394 / ISO 14001 01 104 9245/01

ISO 9001 Certified number: 01 100 89394
ISO 14001 Certified number: 01 104 9245/01

Fujitsu General (Shanghai) Co., Ltd.

TÜV CERT DIN EN ISO 9001 Certificate: 01 100 79269

ISO 9001 Certified number: 01 100 79269

ISO 14001 BUREAU VERITAS Certification

ISO 14001 Certified number: CNBJ311153-UK

Fujitsu General Central Air-conditioner (Wuxi) Co., Ltd.

CNAS MANAGEMENT SYSTEM IAF

ISO 9001 Certified number: 15914Q10065R4M
ISO 14001 Certified number: 15912E10022R3M

- The products or equipments in this catalogue contain fluorinated greenhouse gases.
- "AIRSTAGE" and "WATERSTAGE" are worldwide trademarks of FUJITSU GENERAL LIMITED and are registered trademarks in Japan and other countries or areas.
- "nocria" is a worldwide trademark of FUJITSU GENERAL LIMITED.
- "DUAL BLASTER & device" is a worldwide trademark of FUJITSU GENERAL LIMITED and is a registered trademark in Japan and other countries or areas.
- iPhone and iPad are trademarks of Apple Inc., registered in the U.S. and other countries.
- Other company and product names mentioned herein may be registered trademarks, or trade names of their respective owners.

Distributed by:

Copyright© 2008-2017 Fujitsu General Limited. All rights reserved.

3AG011-1710E