

Light Commercial & Commercial, Residential

CONTROL SYSTEM & OPTIONAL PARTS

- C-002 Control System Overview
- C-006 Best Control Solution for Each Building Structure
- C-008 Comparison Table of Controllers
- C-056 Controller System List
- C-072 Optional Parts Overview
- C-080 Optional Parts List
- C-088 Function List

A wide product lineup to meet a variety of needs

We can flexibly meet customer needs through a variety of offerings including wired and wireless individual remote controllers, central remote controllers that simultaneously control multiple indoor units, and a variety of converters that link with other systems.

CONTROL SYSTEM

INDIVIDUAL CONTROL

- C-010 Wired Remote Controller (Design type)
- C-012 Wired Remote Controller (with touch panel)
- C-014 Wired Remote Controller / Compact Wired Remote Controller
- C-015 Wired Remote Controller
- C-016 Simple Remote Controller
- C-017 Wireless Remote Controller
- C-019 IR Reciver Unit

CONVERTERS / ADAPTERS

- C-022 WLAN Adapter
- C-025 Multiple Protocol WLAN Adapter

CENTRALIZED CONTROL

- C-026 Home Central Remote Controller
- C-028 Central Remote Controller
- C-030 Touch Panel Controller
- C-038 System Controller **Software** / System Controller Lite **Software**

CONVERTERS / ADAPTERS

- C-042 MODBUS® Converter for indoor unit
- C-043 MODBUS® Interface
- C-044 MODBUS® Converter for VRF
- C-045 BACnet® Interface
- C-046 BACnet® Gateway **Software**
- C-047 BACnet® Gateway **Hardware**
- C-048 BACnet® / MODBUS® Router
- C-049 BACnet® / MODBUS® Cloud Device
- C-050 KNX® Converter for indoor unit / KNX® Converter for VRF
- C-051 KNX® Interface
- C-052 Network Converter for single-split type
- C-053 Network Converter for LONWORKS™
- C-054 External Switch Controller / Signal Amplifier

OPTIONAL PARTS

- C-074 Silver Ion Filter
- C-075 Auto Louver Grille Kit
- C-076 Pressure Sensor Kit
- C-077 External Power Supply Unit
AIR BEAM Radiation Air Outlet Unit
- C-078 Gas Sensor Kit
- C-096 Separation Tube and Other
Piping Products



SPLIT



MULTI-SPLIT



VRF J series



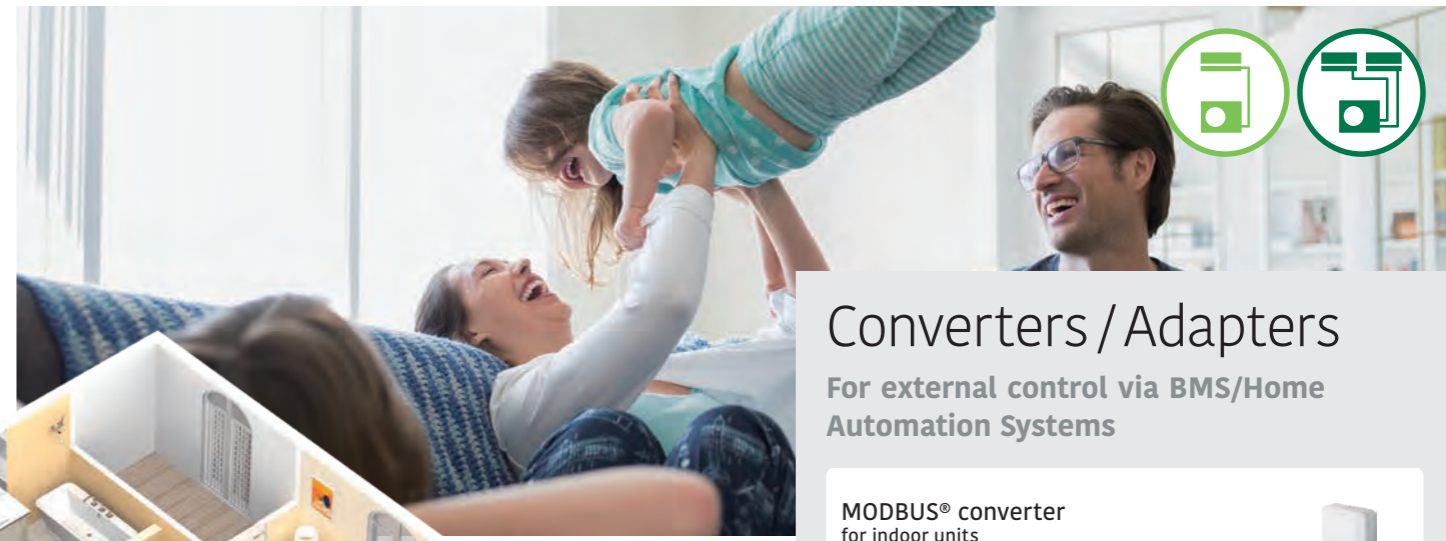
VRF V series

Control System Overview

for Split & Multi-split








All indoor units* are equipped with a wireless or wired remote controller as standard. Additional options are available, such as individual remote controllers and central remote controllers. The easy-to-operate central remote controller makes it simple to control the operation mode, temperature, airflow volume, timer, and other functions of each indoor unit from a single location.

* Except for some products



Converters / Adapters

For external control via BMS/Home Automation Systems

- MODBUS® converter for indoor units**
UTY-VMSX 
- MODBUS® interface for indoor units**

- KNX® converter for indoor units**
UTY-VKSX 
- KNX® interface for indoor units**

- WLAN adapter**

- Network converter**
DC power supply type UTY-VTGX  AC power supply type UTY-VTGXV 

Air Conditioning Individual Control



Wired remote controller

A built-in thermo sensor monitors and controls room temperature accurately.



Wireless remote controller

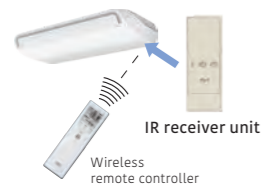
Simple and versatile operations with a choice of 4 different types of timers



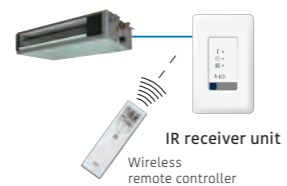
Simple remote controller

Compact remote controller with basic functionality

For Ceiling type



For Duct type



For Cassette type



IR receiver unit

This IR receiver unit enables a wireless remote controller to control a duct-type indoor unit.

Air Conditioning Centralized Control



Home central remote controller for 5 & 6-unit Multi-split type
Enables individual and central control.

Online Control (Wireless Control via Smartphone/Tablet)

With the WLAN adapter and the AIRSTAGE Mobile app, you can control the heating and cooling of your home anytime, anywhere.

WLAN adapter

The dedicated WLAN adapter enables the air conditioner to be operated by smartphone or tablet computer.

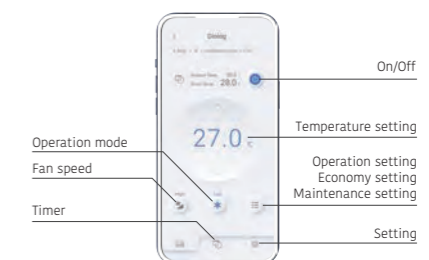


AIRSTAGE Mobile

Download Free
Available on the App Store and Google Play.

Simple, user-friendly interface design

The designed screen display makes it easier than ever to operate.



Control System Overview

for VRF

To meet the diverse needs of customers, we offer a variety of control options for our VRF systems, such as individual control, centralized control, and building management system (BMS) options.

Air Conditioning Individual Control

Wired remote controller (Design type)
UTY-RVRY

Wired remote controller (with touch panel)
UTY-RNRYZ6

Wired remote controller
UTY-RLRY

Compact wired remote controller
UTY-RCRYZ1

Simple remote controller
UTY-RSRYZ1
UTY-RHRYZ1 Without operation mode

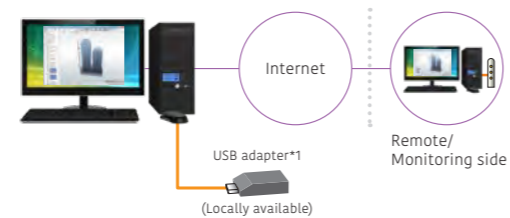
Wireless remote controller
NEW UTY-LNXY
UTY-LNVY
UTY-LNHY

IR receiver unit
UTB-YWC
for duct type

UTY-TRHX
for 1-way Flow cassette Series
3D flow cassette Series/
duct type

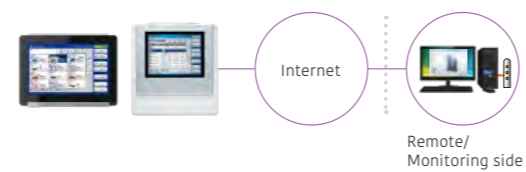
UTY-LBHXD
for Circular flow cassette Series
NEW UTY-TRHXX
for Ceiling type

Air Conditioning Centralized Control



System controller (Software)
UTY-APGXZ1/UTY-ALGXZ1 (Lite version)
Up to 1600*
Indoor units

*1: Echelon® U10 USB Network Interface
*2: The Lite version controls up to 400 indoor units.



Touch panel controller
NEW UTY-DTGYZ2 / UTY-DTGYZ1
Up to 400
Indoor units

Central remote controller
UTY-DCGYZ4
Up to 100
Indoor units



Converters / Adapters

For external control via BMS/Home Automation Systems

BACnet® gateway
UTY-ABGXZ1 **Software**

UTY-VBGX **Hardware**

BACnet® interface for Indoor units
FG-IR-BMG1Z1

Network converter (For LONWORKS™)
UTY-VLGX

MODBUS® converter for Indoor units
UTY-VMSX

for VRF
UTY-VMGX

KNX® converter for Indoor units
UTY-VKSX

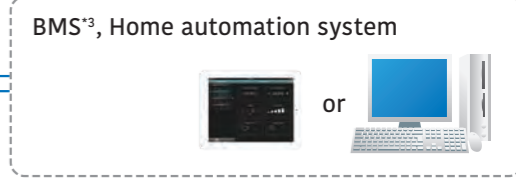
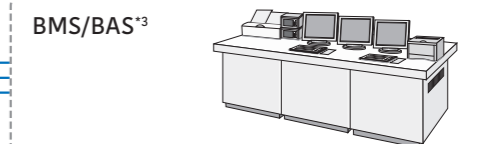
for VRF
UTY-VKGX

WLAN adapter
UTY-TFSXJ3 / UTY-TFSXZ1

External switch controller
UTY-TERX

Card-key
(Locally available)

Internet device



*3: BMS/BAS: Building Management System/Building Automation System

Converters / Adapters for system expansion

Network converter DC power supply type
UTY-VTGX

Network converter AC power supply type
UTY-VTGXV

Signal amplifier
UTY-VSGXZ1

Best Control Solution for Each Building Structure

General provides the best control solutions suitable for various building structures.

SHOP

Type	Individual control		Centralized control		Centralized control		Integrating control (Interface)			
	Wired remote controller		Central remote controller	Touch panel controller		System controller		Network converter for LonWorks™	MODBUS® Converter	KNX® converter
	UTY-RVRY / UTY-RNRYZ6 UTY-RLRY / UTY-RVNYM UTY-RCRYZ1		UTY-DCGYZ4	UTY-DTGYZ2 UTY-DTGYZ1		UTY-APGXZ1 UTY-ALGXZ1		UTY-VLGX	UTY-VMGX	UTY-VKGX
Automatic control of air conditioning (Schedule timer, Weekly timer, etc.)	•		•	•	•					
Controls limited to staff: Remote controller prohibition, Setting temperature range limitation, etc.			•	•	•		•	•		•
Group control			•	•	•					
Advanced energy saving: Peak cut, Operation of indoor unit lead lag etc.					•					
Remote monitoring management			•	•	•					
Manage multiple sites			•	•	•					
Monitor energy consumption					•					
Control third-party products					•					
Integrate General air conditioning into BMS							•	•		•












HOTEL

Type	Individual control			Centralized control		Centralized control		Integrating control (Interface)							
	Wired remote controller			Simple remote controller	Wireless remote controller		Central remote controller		Touch panel controller	System controller	BACnet® gateway	Network converter for LonWorks™	MODBUS® converter	KNX® converter	External switch controller
	UTY-RVRY / UTY-RNRYZ6 UTY-RLRY / UTY-RCRYZ1			UTY-RSRYZ1 UTY-RHRYZ1	UTY-LNXY / UTY-LNVY UTY-LNHY / UTY-LNTY		UTY-DCGYZ4		UTY-DTGYZ2 UTY-DTGYZ1	UTY-APGXZ1 UTY-ALGXZ1	UTY-ABGXZ1 UTY-VBGX	UTY-VLGX	UTY-VMGX	UTY-VKGX	UTY-TERX
Local control for hotel guests	•	•	•												
Centralized air conditioning control for common areas				•	•	•	•	•	•	•	•	•	•		
Limited control for hotel guests				•	•	•	•	•	•	•	•	•	•		
Remote monitoring management				•	•	•	•	•	•						
Advanced energy saving: Peak cut, Operation of indoor unit rotation, etc.							•	•	•						
Monitor energy consumption							•	•							
Control third-party products							•	•							
Integrate General air conditioning into BMS										•	•	•	•		
Interlock with window contact															•
Interlock with key card															•

Best Control Solution for Each Building Structure

General provides the best control solutions suitable for various building structures.

OFFICE

Type	Individual control			Centralized control		Integrating control (Interface)					
											
	Wired remote controller UTY-RVRY / UTY-RNRYZ6 UTY-RLRY / UTY-RCRYZ1	Simple remote controller UTY-RSRYZ1 UTY-RHRYZ1	Wireless remote controller UTY-LNXY / UTY-LNVY UTY-LNHY / UTY-LNTY	Central remote controller UTY-DCGYZ4	Touch panel controller UTY-DTGYZ2 UTY-DTGYZ1	System controller UTY-APGXZ1 UTY-ALGXZ1	BACnet® gateway UTY-ABGXZ1 UTY-VBCX	Network converter for LonWorks™ UTY-VLGX	MODBUS® converter UTY-VMGX	KNX® converter UTY-VKGX	External switch controller UTY-TERX
Local control for office staff	•	•	•	•							
Automatic control of air conditioning (Schedule timer, Weekly timer, etc.)	•		•	•	•	•					
Centralized air conditioning control for management				•	•	•	•	•	•	•	
Controls limited to staff: Remote controller prohibition, Setting temperature range limitation, etc.				•	•	•	•	•	•	•	
Advanced energy saving: Peak cut, Operation of indoor unit rotation, etc.					•	•					
Remote monitoring management				•	•	•					
Electricity charge apportionment					•	•	•				
Monitor energy consumption						•					
Control third-party products						•					
Integrate General air conditioning into BMS							•	•	•	•	
Interlock with door contact											•
Interlock with Occupancy sensor for meeting room				•							•

Comparison Table of Controllers

Item																		
	Wired remote controller (Design type)	Wired remote controller (with touch panel)	Wired remote controller	Wired remote controller	Compact wired remote controller	Simple Remote Controller	Simple remote controller*1	Wireless remote controller	Wireless remote controller	Wireless remote controller	Wireless remote controller	Wireless remote controller	Home central remote controller (for 5/6-unit multi-split type)	Central remote controller	Touch panel controller	Touch panel controller	System controller Lite Software	System controller Software
Model name	UTY-RVRY	UTY-RNRVZ6	UTY-RLRY	UTY-RVNYM	UTY-RCRYZ1	UTY-RSRVZ1	UTY-RHRYZ1	UTY-LNXY	UTY-LNTY	UTY-LNVY	UTY-LNHY	UTY-LNWX	UTY-DMMYM	UTY-DCGYZ4	UTY-DTGYZ2	UTY-DTGYZ1	UTY-ALGXZ1	UTY-APGXZ1
Maximum number of controllable remote controller groups	1	1	1	1	1	1	1	1	1	1	1	1	1	100	400	400	400	1600
Maximum number of controllable indoor units	16	16	16	16	1	16	16	16	16	16	16	16	8	100	400	400	400	1600
Maximum number of controllable groups	-	-	-	-	-	-	-	-	-	-	-	-	-	50	400	400	400	1600
Air conditioning control functions	ON/OFF	●	●	●	●	●	●	●	●	●	●	●	●	●	●	●	●	●
	Operation mode setting	●	●	●	●	●	●	●	●	●	●	●	●	●	●	●	●	●
	Fan speed control	●	●	●	●	●	●	●	●	●	●	●	●	●	●	●	●	●
	Room temperature setting	●	●	●	●	●	●	●	●	●	●	●	●	●	●	●	●	●
	Set temperature in 0.5°C increments	●	●	●	●	●	●	●	●	●	●	●	●	●	●	●	●	●
	Setting temperature range limitation	●	●	●	●	●	●	●	●	●	●	●	●	●	●	●	●	●
	Test operation	●	●	●	●	●	●	●	●	●	●	●	●	●	●	●	●	●
	Vertical louver setting	●	●	●	●	●	●	●	●	●	●	●	●	●	●	●	●	●
	Horizontal louver setting	●	●	●	●	●	●	●	●	●	●	●	●	●	●	●	●	●
	Individual louver control	●	●	●	●	●	●	●	●	●	●	●	●	●	●	●	●	●
	Group setting	-	-	-	-	-	-	-	-	-	-	-	-	-	●*3	●*3	●	●
	Remote controller prohibition	-	-	-	-	-	-	-	-	-	-	-	-	●	●	●	●	●
	Anti-freeze setting	●	●	●	●	●	●	●	●	●	●	●	●	●	●	●	●	●
	Set temperature auto return	●	●	●	●	●	●	●	●	●	●	●	●	●	●	●	●	●
	Economy mode setting	●	●	●	●	●	●	●	●	●	●	●	●	●	●	●	●	●
	Occupancy sensor control	●	●	●	●	●	●	●	●	●	●	●	●	●	●	●	●	●
	Displayed items	Error	●	●	●	●	●	●	●	●	●	●	●	●	●	●	●	●
Defrosting		●	●	●	●	●	●	●	●	●	●	●	●	●	●	●	●	●
Current time		●	●	●	●	●	●	●	●	●	●	●	●	●	●	●	●	●
Day of week		●	●	●	●	●	●	●	●	●	●	●	●	●	●	●	●	●
Remote controller prohibition		●	●	●	●	●	●	●	●	●	●	●	●	●	●	●	●	●
Address display		●	●	●	●	●	●	●	●	●	●	●	●	●	●	●	●	●
Room temperature		●	●	●	●	●	●	●	●	●	●	●	●	●	●*4	●*4	●*4	●*4
Multiple language support		●	●	●	●	●	●	●	●	●	●	●	●	●	●	●	●	●
Setting for daylight saving time		●	●	●	●	●	●	●	●	●	●	●	●	●	●	●	●	●
Name registration		●	●	●	●	●	●	●	●	●	●	●	●	●	●	●	●	●
Backlighting		●	●	●	●	●	●	●	●	●	●	●	●	●	●	●	●	●
2D floor layout/3D building display		-	-	-	-	-	-	-	-	-	-	-	-	-	-	-	-	●
Refrigerant leak detection		-	●	-	-	-	●	●	-	-	-	-	-	-	●	●	●	●
Refrigerant Cycle Monitor		●	●	●	●	●	●	●	●	●	●	●	●	●	●	●	●	●
Logo Display		●	●	●	●	●	●	●	●	●	●	●	●	●	●	●	●	●
Limited Visibility of Settings		●	-	-	-	-	-	-	-	-	-	-	-	-	-	-	-	-
Timer		Schedule timer	Period	Weekly timer	Weekly timer	Weekly timer	Weekly timer	-	-	-	-	-	-	Weekly timer	Schedule timer	Schedule timer	Schedule timer	Schedule timer
	ON/OFF, Temp, Low noise mode*5, Times per day		8	8	4	8	-	-	-	-	-	-	-	4	20	20	20	144
	ON/OFF timer	-	●	●	●	●(OFF only)	-	-	●	●	●	●	-	-	-	-	-	-
	Sleep timer	-	-	-	-	-	-	●	●	●	●	●	-	-	-	-	-	-
	Program timer	-	-	-	-	-	-	●	●	●	●	●	-	-	-	-	-	-
	Auto-off timer	●	●	●	●	-	-	-	-	-	-	-	-	●	●	●	●	-
	Day off	●	●	●	●	-	-	-	-	-	-	-	●	●	●	●	●	●
Minimum unit of timer setting (minutes)	1 • 10	10 • 30	30	30	-	-	-	5	5	5	5	5	5	10	10	10	10	10
Control	Remote monitoring management system	-	-	-	-	-	-	-	-	-	-	-	-	●	●	●	●	●
	Electricity charge apportionment	-	-	-	-	-	-	-	-	-	-	-	-	-	○	○	○	○
	Error history	●	●	●	●	●	●	●	●	●	●	●	●	●	●	●	●	●
	Emergency stop	-	-	-	-	-	-	-	-	-	-	-	-	●*2	●*2	●*2	●	●
	Remote monitoring management	-	-	-	-	-	-	-	-	-	-	-	-	●	●	●	○	●
	Energy-saving management	-	-	-	-	-	-	-	-	-	-	-	-	-	-	-	○	○
	E-mail notification in case of failure	-	-	-	-	-	-	-	-	-	-	-	-	-	●	●	●	●
	Key lock	●	●	●	●	-	-	-	-	-	-	-	-	●	●	●	●	●
	Child lock	Child lock	Child lock	Child lock	Child lock	-	-	-	-	-	-	-	-	Child lock	Password setting	Password setting	Password setting	Password setting
	Low noise mode	-	-	-	-	-	-	-	-	-	-	-	-	●	●	●	●	●

*1 "Operation mode" setting not available.
 *2 Available only for external input control.
 *3 Monitoring sites can be set up. The main unit side can only be operated to cancel the settings.
 *4 Available only when using Wired remote controller.
 *5 UTY-DCGYZ4 only
 ●: Supported ○: Optional function -: Unsupported

Wired Remote Controller (Design type)

UTY-RVRY



Simple and stylish design that harmonizes with the space

- The stylish design controller, UTY-RVRG, enables intuitive operation with touch screen. It is compatible with many 2-wired indoor units.

Up to
16 indoor units
Up to
1 group



Harmonizes with The Installation Space

When not in use, the controller is a part of the interior décor. This is achieved by using mirrors, glass, and clear panels, and it appears to be one with the wall. The sleek and stylish design won the 2022 Good Design Award and was selected as a finalist for the 2023 IDEA award.



Intuitive Operation

The touch screen is easily operated by swiping vertically and horizontally, and users can operate the controller without using manuals.



Status Indicator Lamp Colors

When not in use, the operation mode is indicated through indicator lamp colors shown under the controller. The indicator lamp can be switched ON and OFF to avoid glare at night.



Features: Wired Remote Controller (Design type)

Refrigerant Cycle Monitor

The controller will display specific sensor values of outdoor and indoor units for maintenance and service support.


- * Display screen example
- * This function is only supported by split units, using the H-Serial communication protocol. Example: ASYH30KMTB



Logo Display

The controller can display hotel logos when not in use. Images are sent via Bluetooth® connection where data is saved in the flash memory built into each controller.

- * Color display available

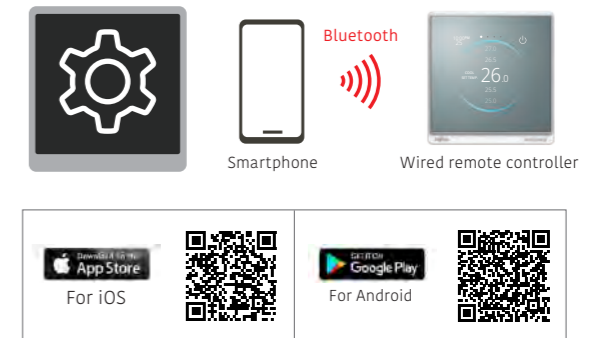


AIRSTAGE Remo Set Application (free download)

Set up your wired remote controller via Bluetooth from your smartphone (or directly at the controller).

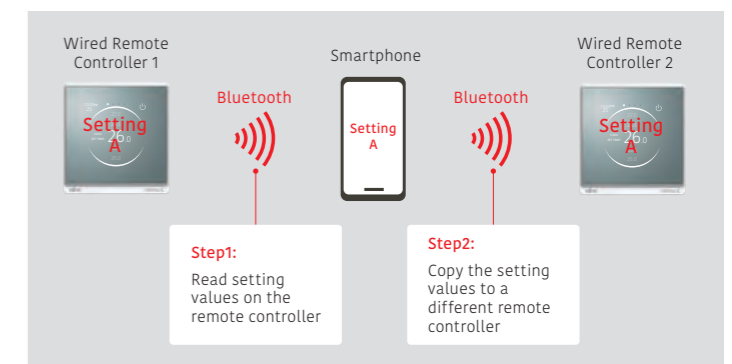
Features:

- Initial configuration
- Function setting
- Custom logo import
- Copy settings between controllers



Initial Settings / Indoor Unit Function

The initial controller settings and indoor unit function settings can be sent from a smartphone by pairing with the controller via Bluetooth. It also can read the setting values of a paired controller, and send a copy of them to one or more additional controllers, significantly reducing installation time.



*Smartphone : Wired Remote Controller = 1 : 1

Specifications

Model name	UTY-RVRY
Power Source	DC12V
Dimensions (H × W × D) (mm)	121.5 × 116 × 26
Weight (g)	225

Wired Remote Controller (with touch panel)

UTY-RNRYZ6



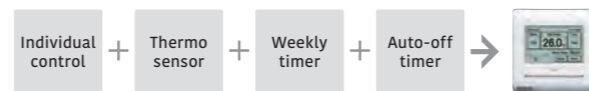
Up to
16 indoor units
Up to
1 group

Easy Operation Due to Large High-Resolution STN-LCD Touch Panel Screen

- Touch screen LCD
- Built-in daily/weekly timer (ON/OFF, temperature, modes)
- Backlit screen for easy operation in the dark.
- Room temperature display
- Controls up to 16 indoor units
- Supports 11 languages: Chinese, Dutch, English, French, German, Greek, Italian, Polish, Portuguese, Spanish, and Turkish
- Nonpolar 2-core type

High Performance and Compact Size

A single remote controller controls each connected indoor unit and provides a weekly timer function and a variety of energy-saving options.



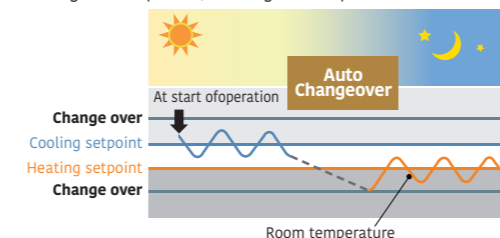
Energy Saving Controls

Custom Auto

- Maintains 2 separate setpoints for heating and cooling operations.
- Automatically switches between heating and cooling modes.

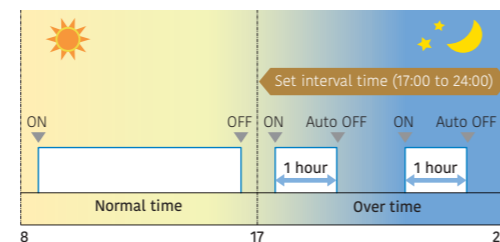
* Not available for some models

Cooling set temp. 27°C, Heating set temp. 26°C



Auto-off timer

- While the Auto-off timer is activated, if the set off time is specified as, for example, one hour, the power will automatically turn off one hour after the start of operation.
- A desired time frame can be specified for the Auto-off timer.
- The off-time can be set from 30 to 240 minutes.



e.g.) Between 17:00 and 24:00 (over time hours), when the 1 hour set off time has elapsed, the system will automatically turn off the indoor unit as it has been judged to be "forgotten to turn off."
Set off time for over time hours: 1 hour

2-setting weekly timer

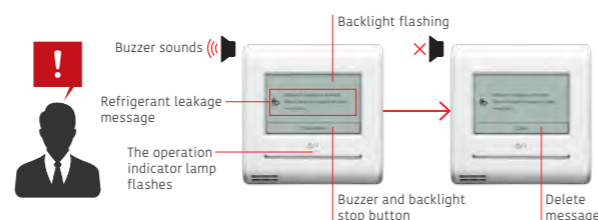
Set temperature auto return

Setting temperature range limitation

NEW Safety Measures for R32 Products*1

- Clearly indicates refrigerant leak
- In the event of a refrigerant leak, the following actions will clearly notify the user:


- A buzzer will sound
- The backlight and operation indicator lamp will flash
- A message will appear on the display



- Notify when it's time to replace the detector

One year before the refrigerant leak detector needs replacement, it will notify the user with the following actions:

- Display a message and icon
- The operation indicator lamp will flash

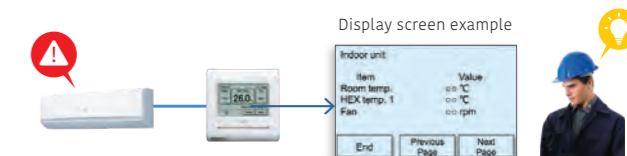


Features: Wired Remote Controller (Touch Panel)

Refrigerant Cycle Monitor (Option)

Wired Remote Controller (Touch Panel) will support to display some sensor values for maintenance and service support.

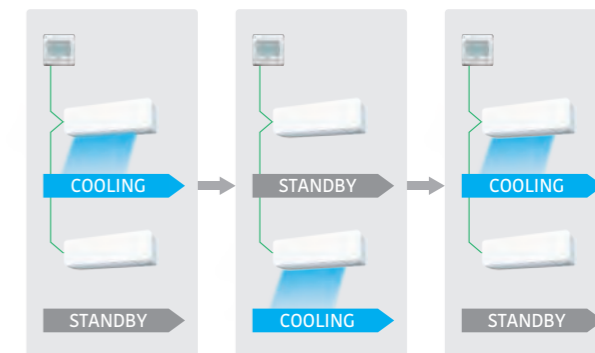
* This function is only supported by split units, using the H-Serial communication protocol. Example: ASYH30KMTB



Multi System Control*2

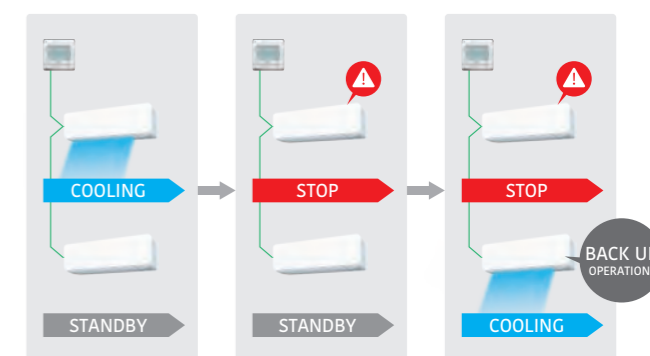
1) Lead Lag Operation

Standby Indoor Unit can be selected in lead lag operation. By this, the Indoor units will last longer than operating by nonstop.



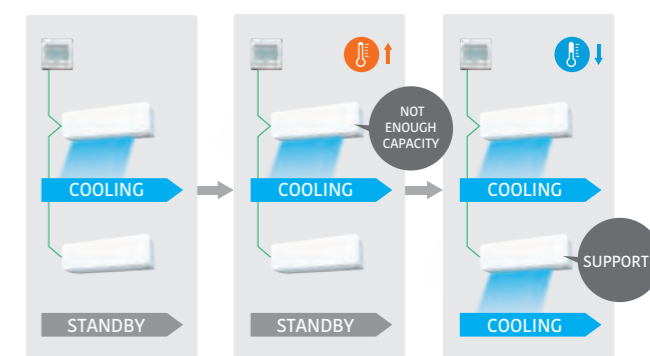
2) Back Up Operation

In case of unexpected Indoor unit error, other Indoor units will start providing back up operation.



3) Lag Operation

In case of unexpected room temperature rise, other Indoor Units will start providing lag operation.



*1: The necessity of a refrigerant leak detector varies depending on room conditions. For details, please refer to the Design & Technical Manual.

*2: "Lead Lag Setting" is an easy-to-use function for room temperature control when using multiple indoor units, while reducing the burden placed on each indoor unit. If you wish to make use of this function, ensure you use indoor units equipped with a "Special Cooling" function. For Split products with "Special Cooling" function, refer to S-068 to S-071. If you use indoor units that do not have a "Special Cooling" function, under certain conditions, there is a chance that "Backup operation" may not operate correctly, and the "Lead Lag Setting" function will not give the expected results. Additionally, for rooms that require strict conditions, such as server rooms, please consider other appropriate measures. Please note that we will not provide compensation for any damages suffered to your appliances or data as a result of using this function. For more details, please confirm with your nearest retail store.

Specifications

Model name	UTY-RNRYZ6
Power Source	DC 12 V
Dimensions (H x W x D) (mm)	120 x 120 x 20.4
Weight (g)	220

DC 12 V is supplied by the indoor unit.

Wired Remote Controller

UTY-RLRY



- ON/OFF/Weekly timer settings
- A built-in thermo sensor monitors and controls room temperature accurately.
- When something goes wrong, an error code is displayed.
- 16 error codes from the most recent one will be kept in the history. (Last 16 error codes can be accessed)
- Nonpolar 2-core type

Up to
16 indoor units
Up to
1 group

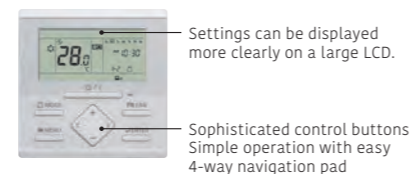
High Performance and Compact Size

A single remote controller controls each connected indoor unit and provides a weekly timer function and a variety of energy-saving options.




Visually Intuitive Operation

- The operation mode, set temperature, and fan speed are shown prominently on the top screen.
- Each function to be set is indicated by an icon.
- The control guide makes it simple and straightforward to operate a remote controller.



Compact Wired Remote Controller

UTY-RCRYZ1

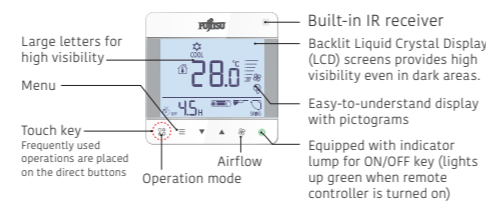


- Simple design that matches stylish interiors
- The body of the controller, which is easy to install, is designed to conform to the European standard junction box.
- Can be operated both by wireless and wired remote controller.
- Nonpolar 2-core type

Up to
1 indoor units
Up to
1 group

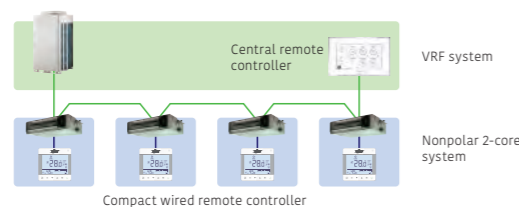
Large Screen and Simple Display

- Large screen but compact size
- Large, easy-to-read letters are used.
- The controls are simple and easy to understand.




System Overview

VRF connection



RAC connection



Specifications

Model name	UTY-RLRY	UTY-RCRYZ1
Power source	12 V DC	12 V DC
Dimensions (H × W × D) (mm)	120 × 120 × 17	86 × 86 × 44
Weight (g)	170	135

12 V DC supplied by an indoor unit

Wired Remote Controller

UTY-RVNYM



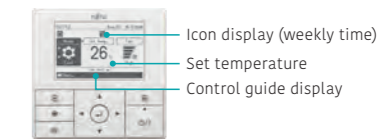
Up to
16 indoor units
Up to
1 group

Hi-Grade Individual Control with a Wide Range of Functions

- 3.7-inch backlit LCD screen.
- Supports energy-saving functions with simple operation.
- Supports 9 languages: English, French, German, Greek, Italian, Portuguese, Russian, Spanish, and Turkish

Visually Intuitive Operation

- Each function is displayed as an icon.
- Main functions are indicated by large icons: “Mode,” “Set Temp,” and “Fan”
- Easy operation with control guide display
- Simple operation with easy 4-way navigation pad



High Performance and Compact Size

- A single remote controller controls each connected indoor unit and provides a variety of energy-saving options.



Wired Remote Controller

UTY-RNNYM

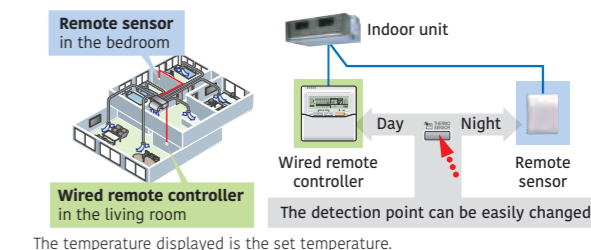


Up to
16 indoor units
Up to
1 group

Accurate Control for Comfort

A thermo sensor built into the remote controller monitors room temperature accurately. The wired remote controller and an optional Remote sensor can be installed in any location to meet any requirement.

Examples of sensor changes



Built-in Timer

Weekly timer: ON/OFF time can be set to operate twice for each day of the week.
Temperature setback timer: Sets the time to change the temperature setting and the time to hold the setting for each day of the week.
At “Weekly timer” + “Temperature setback timer” setup


Specifications

Model name	UTY-RVNYM	UTY-RNNYM
Power source	12 V DC	12 V DC
Dimensions (H × W × D) (mm)	120 × 120 × 21.3	120 × 120 × 18
Weight (g)	220	160

12 V DC supplied by an indoor unit

Simple Remote Controller

UTY-RSRYZ1 / UTY-RHRYZ1 (without operation mode)



Compact Remote Controller with Basic Functionality

- Up to 16 indoor units can be controlled with one remote controller.
- Suitable for hotels or offices as it is easily operated with no complex functions.
- Simple design that matches stylish interiors
- Large LCD screen and easy-to-use control buttons
- Backlight: White backlight makes it easy to operate in the dark.
- Nonpolar 2-core type

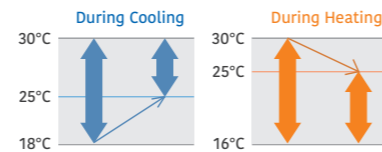
Up to
16 indoor units
Up to
1 group

Supports a Variety of Applications

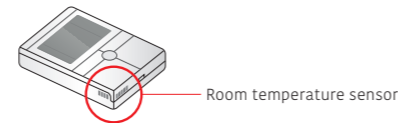
- **Vertical louver control:** Adjusts the vertical airflow direction of a duct-type indoor unit with an auto louver or a cassette type installed in a hotel room or a conference room.



- **Setting temperature range limitation:** Enables an indoor unit to operate in an energy-saving manner in a small building not equipped with a central remote controller.



- **Built-in room temperature sensor:** Monitors and controls room temperature accuracy.

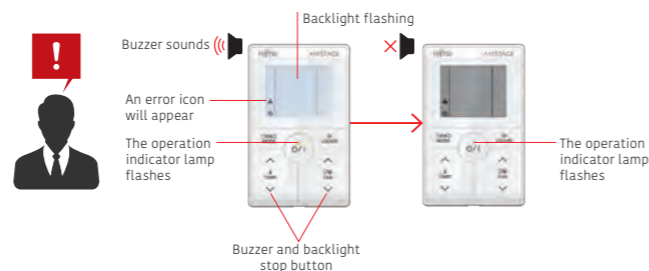


NEW Safety Measures for R32 Products*1

- **Clearly indicates refrigerant leak**

In the event of a refrigerant leak, the following actions will clearly notify the user:


- A buzzer will sound
- The backlight and operation indicator lamp will flash



- **Notify when it's time to replace the detector**

One year before the refrigerant leak detector needs replacement, it will notify the user with the following actions:

- Display the icon
- The operation indicator lamp will flash



*1: The necessity of a refrigerant leak detector varies depending on room conditions. For details, please refer to the Design & Technical Manual.

Specifications

Model name	UTY-RSRYZ1	UTY-RHRYZ1
Power source	12 V DC	12 V DC
Dimensions (H × W × D) (mm)	120 × 75 × 19.4	120 × 75 × 19.4
Weight (g)	120	120

12 V DC supplied by an indoor unit

Wireless Remote Controller

UTY-LNTY



Up to
16 indoor units
Up to
1 group
Up to
4 different daily timers

Simple and Versatile Operations with a Choice of 4 Different Types of Timers

Built-in Timer

4 timer programs: ON/OFF/Program/Sleep

Program timer: Sets ON/OFF time once for every 24 hours.

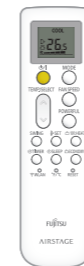
Sleep timer: Adjusts the set temperature automatically while the sleep timer is on.

Easy Installation and Operation

Different codes can be assigned to up to 4 indoor units to prevent a mix-up. Wide and precise transmitting range

Wireless Remote Controller

UTY-LNWX

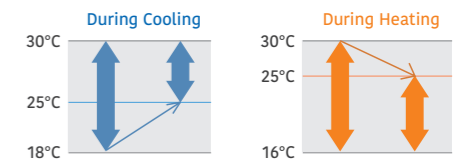


Up to
16 indoor units
Up to
1 group
Up to
4 different daily timers

Simple and Comfort Control

Setting Temperature Range Limitation

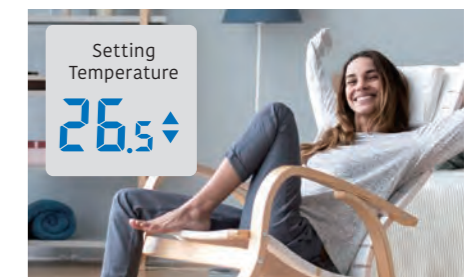
Enables an indoor unit to operate in an energy-saving manner in a small building not equipped with a central remote controller.



Precise Control

The setting temperature can be adjusted precisely depending on the environment as the controller can set the temperature via 0.5°C*.

*Depends on the indoor unit



Specifications

Model name	UTY-LNTY	UTY-LNWX
Power source	3.0V (1.5V R03/LR03/AAA x 2)	3.0V (1.5V R03/LR03/AAA x 2)
Dimensions (H × W × D) (mm)	205 × 61 × 17	162 × 45 × 17.5
Weight (g)	125	66

12 V DC supplied by an indoor unit

Wireless Remote Controller

UTY-LNXY



NEW



Up to
16 indoor units
Up to
1 group
Up to
4 different daily timers

Slim design with a large backlight display

Large screen with backlight

The LED monitor is equipped with a large and bright backlight, making it easy to see and operate the text.

Slim & Compact

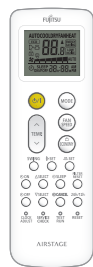
A slim and compact remote control featuring simple operation, achieved through a doorless design and minimal buttons.

6 - Step Fan Speed Control

Medium-High and Medium-Low fan speed settings have been added users can select the fan speed that suits their preferences.

Wireless Remote Controller

UTY-LNVY



Up to
16 indoor units
Up to
1 group
Up to
4 different daily timers

Stylish Design with Backlight

- It has adopted a simple and stylish design.
- The built-in backlight allows the screen to be seen even in dark rooms.

Built-in Timer

4 timer programs: ON/OFF/Program/Sleep
Program timer: Sets ON/OFF time once for every 24 hours.
Sleep timer: Adjusts the set temperature automatically while the sleep timer is on.

Error Diagnosis

It can detect the reason for system errors easily.
When an error is detected, the error code number can be checked using the remote controller display.

Precise Control

The setting temperature can be adjusted precisely depending on the environment as the controller can set the temperature via 0.5 °C*.

*Depends on the indoor unit

Specifications

Model name	UTY-LNXY	UTY-LNVY
Battery	3.0V (1.5V R03/LR03/AAA x 2)	3.0V (1.5V R03/LR03/AAA x 2)
Dimensions (H × W × D) (mm)	186 × 52 × 17.6	181 × 58 × 17
Weight (g)	116	116

12 V DC supplied by an indoor unit

Wireless Remote Controller

UTY-LNHY



Up to
16 indoor units
Up to
1 group
Up to
4 different daily timers

Simple and Versatile Operations with a Choice of 4 Different Types of Timers

Built-in Timer

4 timer programs: ON/OFF/Program/Sleep
Program timer: Sets ON/OFF time once for every 24 hours.
Sleep timer: Adjusts the set temperature automatically while the sleep timer is on.

Easy Installation and Operation

Different codes can be assigned to up to 4 indoor units to prevent a mix-up.
Wide and precise transmitting range

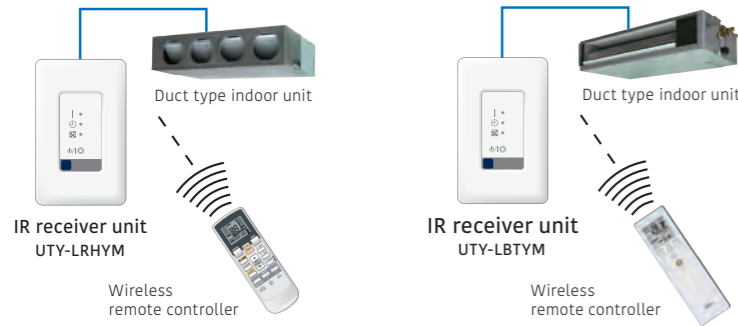
Specifications

Model name	UTY-LNHY
Battery	3.0V (1.5V R03/LR03/AAA x 2)
Dimensions (H × W × D) (mm)	170 × 56 × 19
Weight (g)	85

12 V DC supplied by an indoor unit

IR Receiver Unit for Duct type

UTY-LRHYM / UTY-LBTYM



The wireless remote controller controls duct type indoor units.

IR Receiver Unit for Cassette

UTY-LBTYC



Cassette type indoor unit can be controlled with a wireless remote controller.

IR Receiver Unit for Ceiling type

UTY-LBTYH



The wireless remote controller controls ceiling type indoor units.

Specifications

< Wireless Remote Controller >

Model name	UTY-LRHYM	UTY-LBTYM	UTY-LBTYC	UTY-LBTYH
Battery	1.5 V (R03/LR03/AAA)	1.5 V (R03/LR03/AAA)	1.5 V (R03/LR03/AAA)	1.5 V (R03/LR03/AAA)
Dimensions (H × W × D) (mm)	170 × 56 × 19	205 × 61 × 17	205 × 61 × 17	205 × 61 × 17
Weight (g)	85	125	125	125

< IR Receiver Unit >

Battery	DC5V	DC5V	DC5V	DC5V
Dimensions (H × W × D) (mm)	145 × 90 × 30	145 × 90 × 30	-*	-*
Weight (g)	150	150	140	100

DC 5 V is supplied the indoor unit.

*It will replace the parts of the indoor unit to be connected.

IR Receiver Unit for ceiling type

UTY-TRHXH

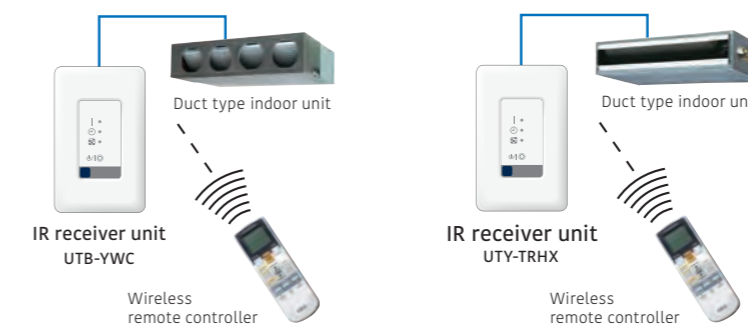


The wireless remote controller controls ceiling type* indoor units.

*A separate wireless remote control (model: UTY-LNVY or UTY-LNHY or UTY-LNXY) is required.

IR Receiver Unit for Duct type

UTB-YWC / UTY-TRHX



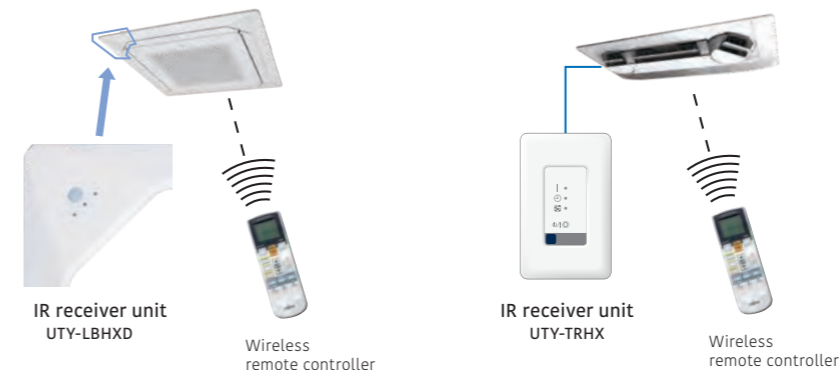
The wireless remote controller controls duct type* indoor units.

*Large airflow duct types do not work with this IR receiver unit.

*A separate wireless remote control (model: UTY-LNHY) is required.

IR Receiver Unit for Cassette

UTY-LBHxD / UTY-TRHX



Cassette type indoor unit can be controlled with a wireless remote controller.

*A separate wireless remote control (model: UTY-LNVY or UTY-LNHY) is required.

Specifications

Model name	UTY-TRHXH	UTB-YWC	UTY-LBHxD	UTY-TRHX
Dimensions (H × W × D) (mm)	-*	170 × 56 × 19	-*	145 × 90 × 30
Weight (g)	100	85	140	150

DC 5 V is supplied the indoor unit.

*It will replace the parts of the indoor unit to be connected.

WLAN Adapter

UTY-TFSXH3 / UTY-TFSXJ3



USB type for single split models
UTY-TFSXH3



UTY-TFSXJ3
(CN connector type)

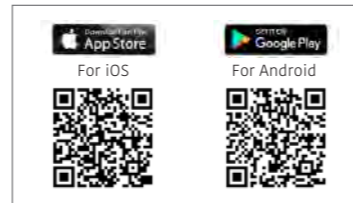
Up to
1 indoor unit



AIRSTAGE Mobile

“AIRSTAGE Mobile” is an application software that enables you to manage the General’s air conditioner(s) with a mobile device from anywhere.

- Maximum 5 accounts per 1 indoor unit
- Room / Outdoor temperature display
- Can be used for a Single / Multi and VRF indoor units.
- No separate external power supply required



User Friendly for Everyone

Enjoy easy-to-use centralized operation of air conditioners via a smartphone anytime, anywhere



Image*



House Owner



Shop Owner



Commercial Building Owner

Main Functions

- ON/OFF
- Operation mode
- Fan speed
- Louver position
- Set temperature control
- Weekly timer
- Room temperature display
- Outdoor temperature display
- Error display

*Contents of display differ depending on the type of indoor unit.

Ease of Use is Pursued to Achieve a Stylish Design

The more legible and accessible timer UI enables effortless schedule management.



Mode change



Fan speed change

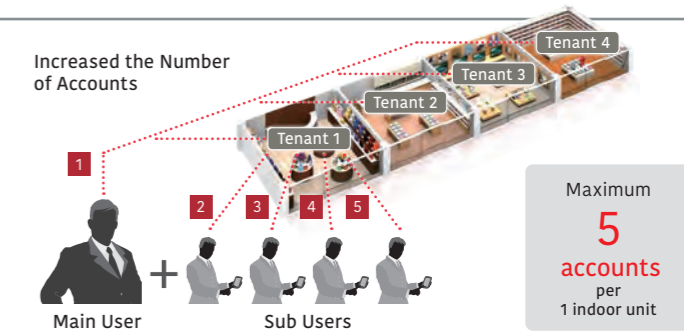


Weekly timer

Features: AIRSTAGE Mobile

Centralized Operation for Flexible Remote Management of All Air Conditioners

AIRSTAGE Mobile is ideal for a wide range of applications, from large residential buildings to smaller commercial spaces such as offices and stores. Anyone who has a smartphone and an adapter can access to manage the system at a low cost.



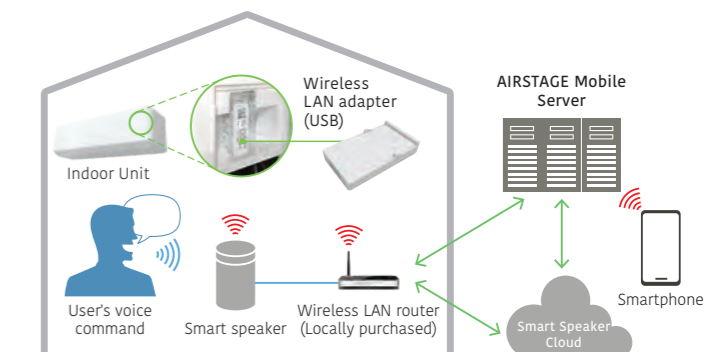
Hierarchical Group Management

Multiple air conditioners can be combined into a single group for centralized operation. Several groups can also be organized at once. Grouping the air conditioners by building, floor, or room makes it easy for users to monitor their operation status and operate them quickly.



Operate Air Conditioner and Check Its Operation Status Just by Talking to It

Connecting with a smart speaker allows the user to operate the air conditioner and check its operation status just by talking to it.



Specifications

Model name	UTY-TFSXJ3(CN connector type)	UTY-TFSXH3
Dimensions (H × W × D) (mm)	71 × 38 × 15	56.7 × 34 × 9.72
Weight (g)	35	30

WLAN Adapter

FG-RC-WIF1Z2 / FG-IR-WIF1Z1 / FG-AC-WIF1Z1



Intesis
BY HNS NETWORKS



FG-RC-WIF1Z2
(3-wire RC-line type)

Intesis
BY HNS NETWORKS



FG-AC-WIF1Z1
(CN connector type)

Intesis
BY HNS NETWORKS



FG-IR-WIF1Z1
(IR type)

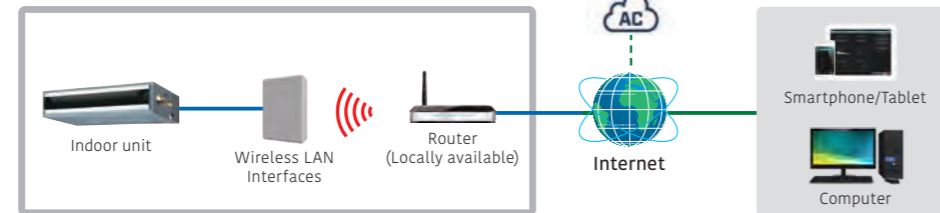
Up to
1 indoor unit

AC Cloud Control

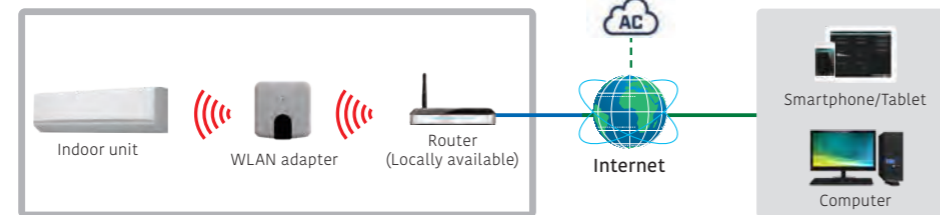
- This interface provides the most advanced solution for the remote management of an air conditioning system by using smartphones, tablets, and computers.
- No separate external power supply required

Installation Example

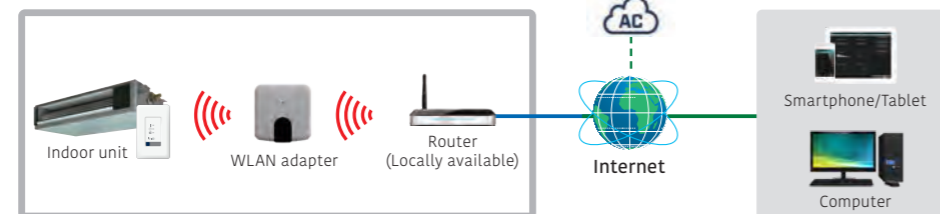
[3-wire RC-line type/CN connector type]



[IR type] Connection to wall-mounted type



[IR type] Connects to the product with the optional receiver kit



*IR receiver required.

Basic Control

- Turning air conditioner on and off
- Mode select (Heat, Cool, Dry, Auto, Fan)
- Louver position (airflow direction setting)
- Fan speed control
- Room temperature display
- Setting temperature
- Multiple language support
- One single scene is created.

Advanced Control (optional functions)

- Climate-based operation modes (ECO, Comfort, and Powerful) (to be available in the future)
- Schedule functions (ON/OFF, modes, set temperature, fan speed, louver position)
- Setting temperature range limitation
- Multiple Scenes and Calendars are created.
- Smart Speaker compatibility
- Advanced internet service connections

Notification and Operation History

- E-mail notification alerts
- Air conditioning malfunction alert
- Connectivity monitoring and alert
- Operation history (to be available in the future)

Specifications

Model name	FG-RC-WIF1Z2 (3-wire RC-line type)	FG-AC-WIF1Z1 (CN connector type)	FG-IR-WIF1Z1 (IR type)
Number of controllable groups	1	1	1
Dimensions (H × W × D) (mm)	108 × 70 × 28	81 × 78 × 28	127 × 50 × 17
Weight (g)	80	76	80

Multiple Protocol WLAN Adapter

FG-RC-WMP1Z1 / FG-IR-WMP1Z1 / FG-AC-WMP1Z1



Intesis
BY HNS NETWORKS



FG-RC-WMP1Z1
(3-wire RC-line type)

Intesis
BY HNS NETWORKS



FG-AC-WMP1Z1
(CN connector type)

Intesis
BY HNS NETWORKS



FG-IR-WMP1Z1
(IR type)

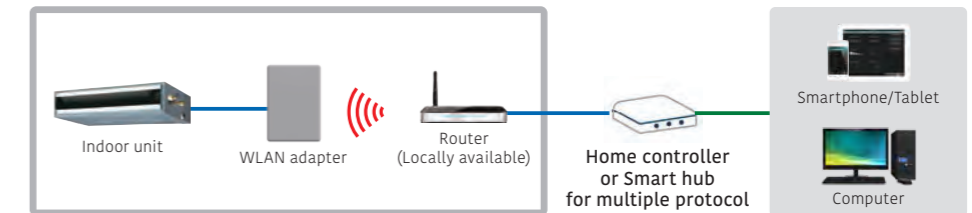
Up to
1 indoor unit

AC Cloud Control

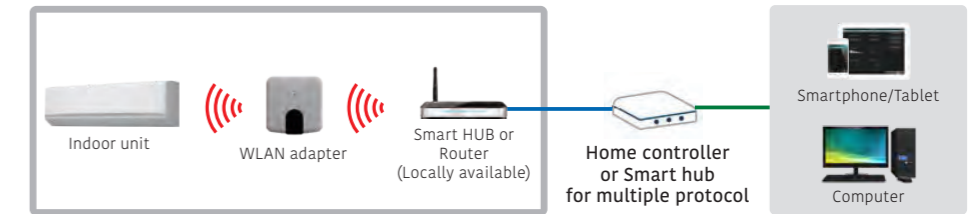
- Air conditioner control of Home Automation systems via wireless LAN connection.
- No separate external power supply required

Installation Example

[3-wire RC-line type/CN connector type]



[IR type]



*IR receiver required for other than wall-mounted type.

Specifications

Model name	FG-RC-WMP1Z1 (3-wire RC-line type)	FG-AC-WMP1Z1 (CN connector type)	FG-IR-WMP1Z1 (IR type)
Number of controllable groups	1	1	1
Dimensions (H × W × D) (mm)	70 × 100 × 28	127 × 50 × 17	81 × 78 × 28
Weight (g)	98	80	76

Multiple Protocol LAN Adapter

FG-TL-BMKM16Z1



Intesis
BY HNS NETWORKS

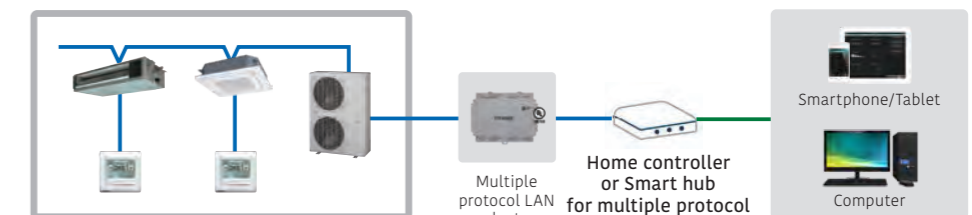


FG-TL-BMKM16Z1
(VRF type)

Up to
16 indoor units

Installation Example

[VRF type]



*No separate external power supply required

Specifications

Model name	FG-TL-BMKM16Z1 (VRF type)
Power supply	12 to 36 VDC, Max: 250 mA or 24 VAC 50-60 Hz, Max: 127 mA*
Dimensions (H × W × D) (mm)	90 × 106 × 58
Weight (g)	375

*24 V DC power supply is recommended.

Home Central Remote Controller

UTY-DMMYM / UTY-DMMYM1




Up to
1 multi-split system
Up to
6 indoor units

For 5-Unit and 6-Unit Multi-Split type

- Batched control of up to 6 indoor units For all indoor units connected to the remote controllers, the Home central remote controller sets room temperature, airflow volume, and remote controller prohibition from other remote controllers at once.
- Supports 9 languages: English, French, German, Greek, Italian, Portuguese, Russian, Spanish, and Turkish.
- Large backlit indicator lamp screen
- Large, easy-to-see operation panel

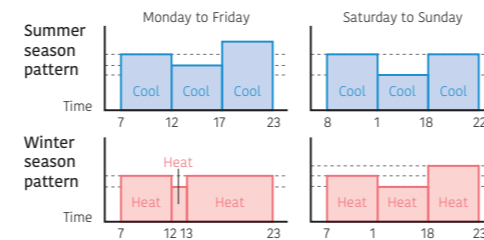
Example of system configuration



Home Central Remote Controller

Weekly timer

Up to 4 ON/OFF settings can be programmed per day. Two weekly patterns can be set, one for the cooling season and the other for the heating season.



Low noise operation

You can choose from 4 low noise levels depending on the installation environment. ON/OFF timing of low noise mode can be set with the timer.

10 °C heat operation

When you leave the house, the air conditioner runs a minimum heating operation to maintain the room temperature at 10°C.

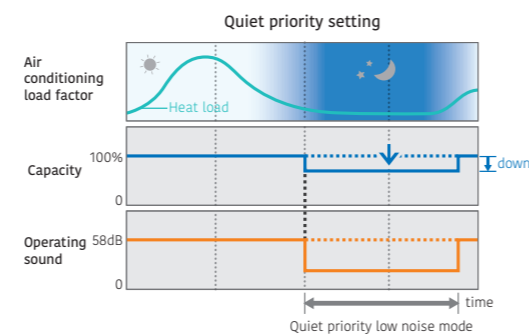
*Consult your dealer for conditions of use.

Economy operation

When you select energy-saving economy mode, the temperature setting for the indoor unit increases (during cooling operation) or decreases (during heating operation) by 1°C and the maximum electric value of the outdoor unit is suppressed.

Prohibiting local control, including settings such as child lock


The Home central remote controller is equipped with a lock function to prevent unauthorized operation from the remote controllers of the indoor unit in each room. The Home central remote controller is equipped with a child lock to prevent children from accidentally turning the air conditioner on or off or changing its settings.



Specifications

Model name	UTY-DMMYM/UTY-DMMYM1
Power source	12 V DC
Dimensions (H × W × D) (mm)	120 × 120 × 21.3
Weight (g)	220

12 V DC supplied by an indoor unit



Central Remote Controller

UTY-DCGYZ4



Up to 100 indoor units
Up to 50 groups

For Tenants in Small to Midsize Commercial Premises

- Individual control and monitoring of up to 100 indoor units
- 7.0inch TFT color screen
- Visually intuitive operation
- Room temperature display by indoor unit sensor & remote controller sensor
- 50 Remote Controller Groups Display & remote controller group rename
- Supports 13 languages: Chinese (Simplified/Traditional), Dutch, English, French, German, Greek, Italian, Polish, Portuguese, Spanish, Turkish, and Thai (Remote Management only)

Easy Operation

Air conditioning management by detecting room temperatures of each room

The room temperature detected with indoor unit sensor or remote controller sensor can be displayed. This model can detect the room temperature by indoor units sensors even if wired remote controllers are not connected to the indoor units.

Not connected wired remote controller

Indoor Unit Sensor
Thermistor

*Room temperature is displayed only when indoor unit operates.

Connected wired remote controller

Remote Controller Sensor / other sensors
Thermistor

50 Remote Controller Groups Display

The group display and the 50 remote controller groups display can be switched easily.

Manage & Monitor by 50 Remote Controller Groups

One-tap to switch

Features: Central Remote Controller

- Easy intuitive operation from the touch panel display.
- All functions can be accessed through the monitoring screen showing a pop-up window for detailed operation.

Monitoring screen

Individual setting

Added individual wind direction control

Individual wind direction control has been added.
Circular Flow cassette / 3D Flow cassette

Circular flow cassette

Occupancy sensor Compatible

Occupancy sensor setting

- Auto save
- Auto on/off
- Auto off detection time
- Enable and disable

Remote Management

Remote monitoring / Remote operation

The central remote controller can control your tenant's air conditioner anytime and anywhere. When the central remote controller manages the indoor units of some tenants, air conditioning of each tenant can be managed separately online.

Increased the Number of Accounts

Administrator (Building owner) + Online users (Tenant owner)

Maximum 30 accounts

Trouble support function

Display error details
Display descriptive explanation when an error occurs

All indoor unit groups display

Display error details

- Indoor unit error
- Outdoor unit error
- Central remote controller error

Sensor value monitoring function

Monitor sensor data of indoor unit / outdoor unit, send mail

Notify room temperature by email*

Notify by e-mail when the temperature around the air conditioner is too high or too low

*This function is available only when using wired remote controller.

NEW Refrigerant leak response

If a refrigerant leakage occurs, the buzzer will sound, the backlight will illuminate, and a message indicating a refrigerant leakage will appear on the display.

Buzzer

Icon when refrigerant leakage detected

Alert display

The backlight will illuminate.

NEW Leaking indoor unit list function

The refrigerant sensor's operation is also recorded as history, enabling smooth troubleshooting by service technicians.

The leaked unit can be checked from the list.

NEW Detector replacement notification

One year before the detector replacement deadline, a message and icon will appear, and the display backlight will illuminate. This indicates that it is time to replace the detector.

Icon for Gas sensor replacement notification

Alert display

The backlight will illuminate.

Schedule Management

Annual schedule

- An annual schedule can be arranged for each remote controller group or user-defined group.
- Allows for the programming of special settings for weekends, holidays, and store closings throughout the year.

low noise schedule

Low noise operation of outdoor units can be scheduled.

Automatic return to set temperature

A function that automatically returns the changed temperature to its original value over time.

Specifications

Model name	UTY-DCGYZ4
Power Supply	100-240 V 50/60 Hz
Dimensions (H x W x D) (mm)	134.6 x 216.2 x 37.9
Weight (g)	800

Touch Panel Controller

UTY-DTGYZ2



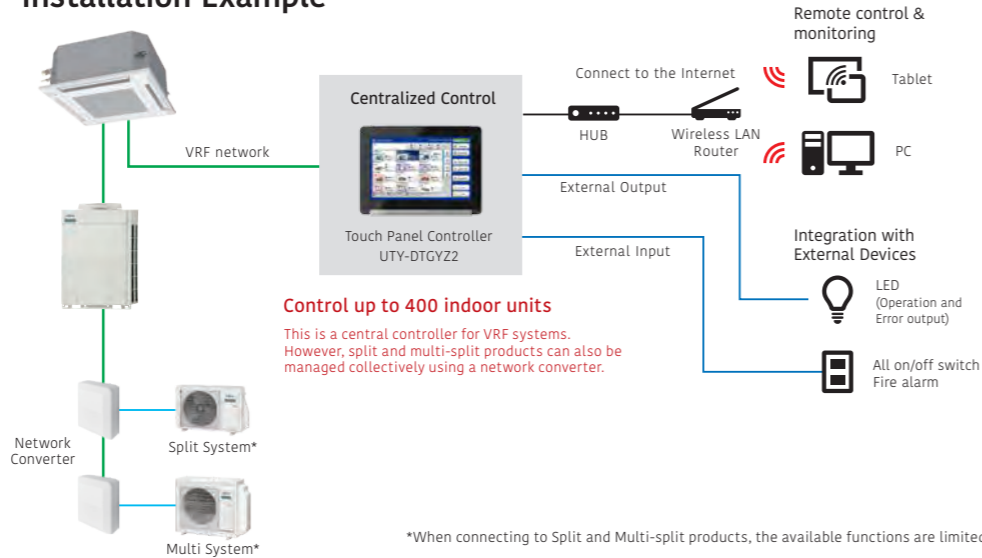
NEW



- Stylish look
- Large 10.1-inch TFT color LCD screen
- Touchscreen and Intuitive usability
- Capable of controlling up to 400 indoor units
- Supports 6 languages: Chinese, English, French, German, Polish, and Spanish.
- Capable of displaying refrigerant leak list

Up to
400 indoor units
Up to
100 outdoor units
Up to
400 groups

Installation Example



Compact and sleek appearance

Its compact and clean appearance makes it a design that matches the interior of offices and commercial facilities.



User-friendly monitor design

The large screen makes it easy to operate.

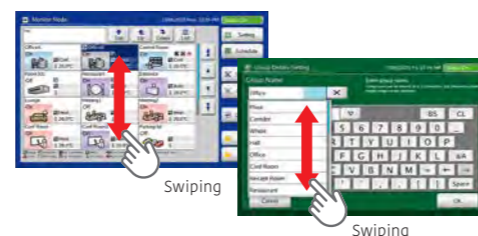
Features a large, easy-to-view 10.1-inch display. The icons displayed are also large, enabling intuitive operation.



Display Size
10.1 inch

Intuitive usability

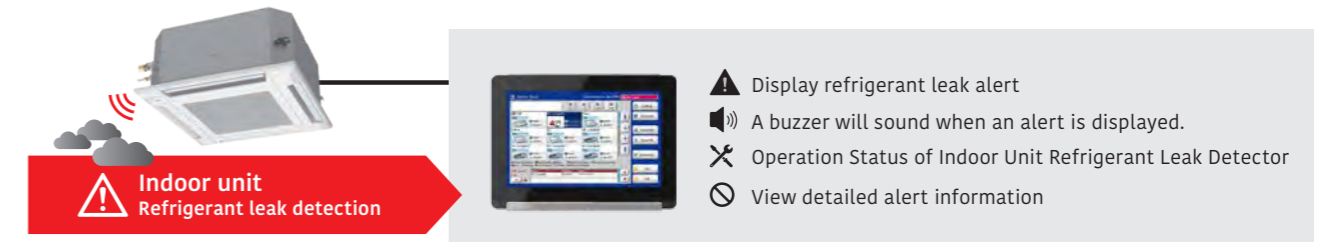
Scrolling and pull-down lists can be operated by swiping. Numerical values can be changed using the pull-down list.



Features: Touch Panel Controller

Safety Measures for R32 Products*1

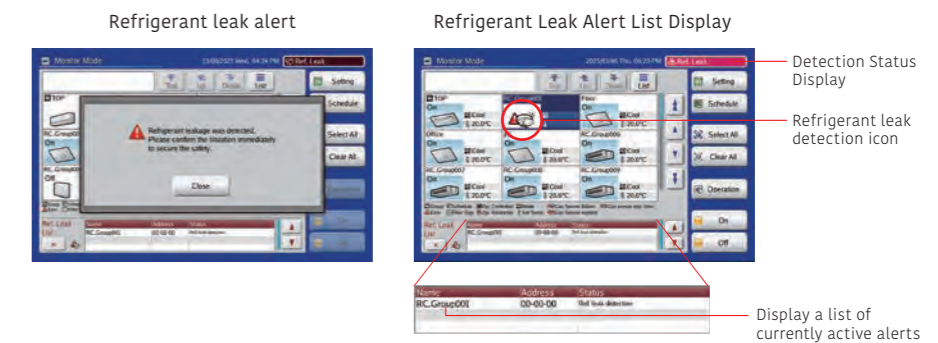
If a refrigerant leakage is detected in the indoor unit, the following measures will be taken.



*1: The necessity of a refrigerant leak detector varies depending on room conditions. For details, please refer to the Design & Technical Manual.

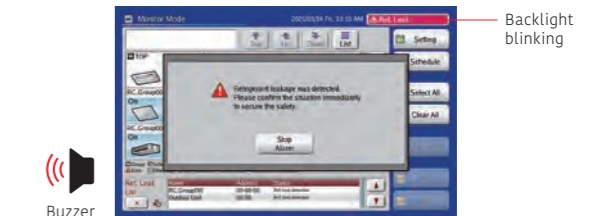
⚠ Display refrigerant leak alert

An alert regarding refrigerant leakage is displayed, and users and administrators are notified.



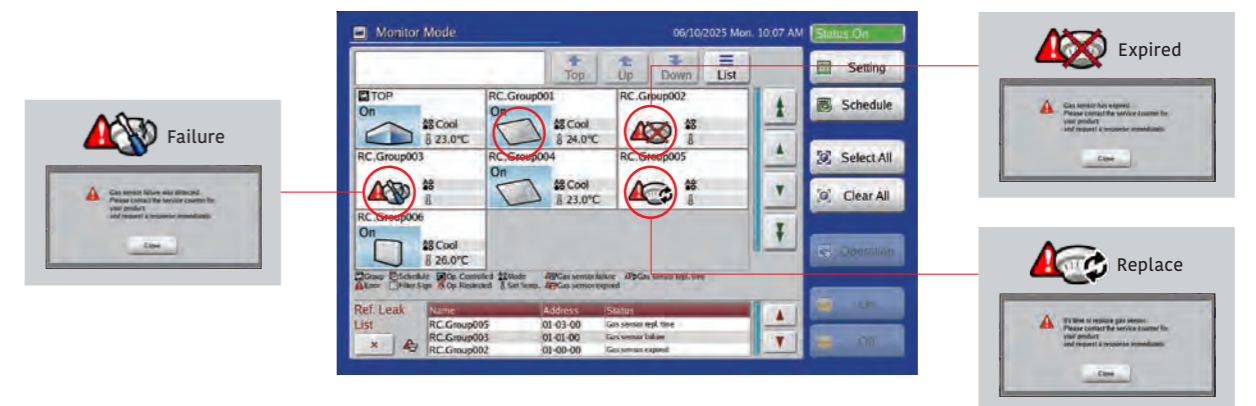
🔊 A buzzer will sound when an alert is displayed

If a refrigerant leakage occurs in the indoor unit, the backlight illuminates at maximum brightness and remains lit until the user or administrator confirms the alert screen. The buzzer continues sounding until all alarms are cleared or stopped. The refrigerant leakage buzzer cannot be set to silent.



✂ Check for detector malfunctions or replacement timing

Issues replacement warnings due to malfunction or end-of-life of leak detectors, displaying icons and refrigerant leak lists on the monitoring screen. Status is notified via messages.



📄 View detailed alert information

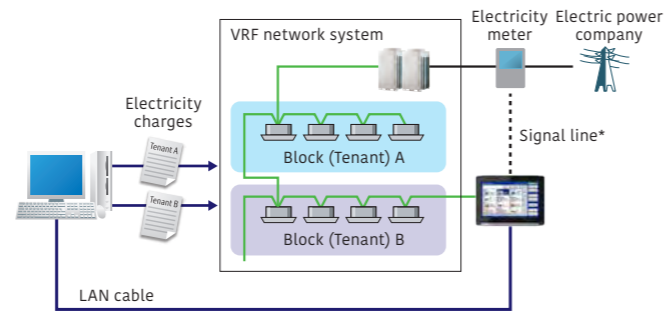
The system alerts users to refrigerant leaks via error codes, prompting them to arrange repairs or replacements.

Features: Touch Panel Controller

Electricity Charge Apportionment (Online Activation)

- Energy cost can be calculated and allocated to each billing user in proportion to the amount of energy used for air conditioning.

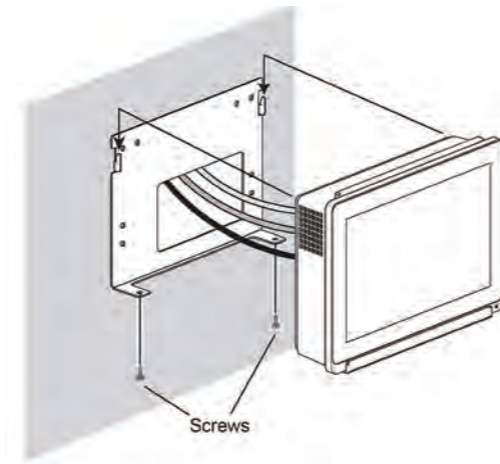
- Apportionment charge/bill calculation
- Tenant (block) setting
- Common facilities apportionment setting
- Rated power consumption allotment
- Individual calculations for cooling and heating
- Electricity meter supported



* An electricity usage meter can be connected to an external input connector of the Touch panel controller. In that case, the meter cannot be connected to an outdoor unit at the same time.

Easy Installation

- The touch panel controller can be mounted on a wall.
- Flat back surface enables easy installation anywhere on a wall.
- No additional parts or components required for installation



Service & Support Made Easy

This is an operation history accumulation function that enables service personnel to analyze and restore equipment when malfunctions occur.



Function list

		UTY-DTCYZ2
Maximum number of controllable remote controller groups		400
Maximum number of controllable indoor units		400
Maximum number of controllable groups		400
Air conditioning control functions		
ON/OFF		●
Operation mode setting		●
Fan speed control		●
Room temperature setting		●
Set temperature in 0.5°C increments		●
Setting temperature range limitation		●
Test operation		●
Vertical louver setting		●
Horizontal louver setting		●
Individual louver control		●*1
Group setting		●
Remote controller prohibition		●
Anti-freeze setting		●
Set temperature auto return		●
Economy mode setting		●
Occupancy sensor control		●
Displayed items		
Error		●
Defrosting		●
Current time		●
Day of week		●
Remote controller prohibition		●
Address display		●
Room temperature		●
Multiple language support		●*2
Setting for daylight saving time		●
Name registration		●
Displayed items		
Backlighting		●
2D floor layout/3D building display		—
Refrigerant leak detection		●
Refrigerant Cycle Monitor		—
Logo Display		—
Limited Visibility of Settings		—

		UTY-DTCYZ2
Timer		
Schedule timer	Period	Year
	ON/OFF, Temp, Times per day	20
ON/OFF timer		—
Sleep timer		—
Program timer		—
Auto-off timer		●
Day off		●
Minimum unit of timer setting (minutes)		10
Low noise mode		●
Control		
Remote monitoring management system		●
Electricity charge apportionment		○
Error history		●
Emergency stop		●*3
Remote monitoring management		●
Energy-saving management		—
E-mail notification in case of failure		●
Key lock		● Password setting
Low noise mode		●

*1 Monitoring sites can be set up. The main unit side can only be operated to cancel the settings.

*2 Available only when using Wired remote controller.

*3 Available only for external input control.

●: Supported ○: Optional function —: Unsupported

Specifications

		UTY-DTCYZ2
Model name		UTY-DTCYZ2
Power supply		Single phase ~ 100 to 240V
Dimensions (H × W × D) (mm)		194 × 261 × 66
Weight (g)		1,750
Interfaces		Transmission/LAN/USB/EXT OUT/RESET/POWER OFF

Touch Panel Controller

UTY-DTGYZ1

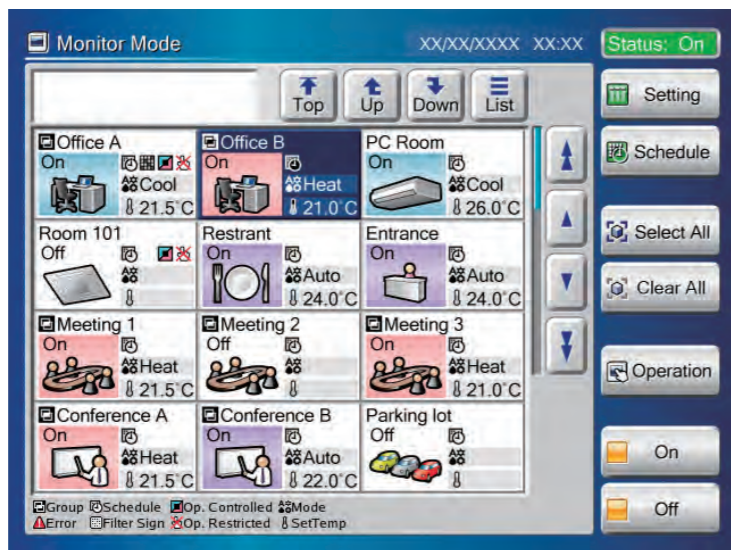


- Large 7.5-inch TFT color LCD screen
- Touch screen operation
- Stylish design to fit nicely into any room environment
- Controls up to 400 indoor units.
- Icon or list view can be selected in monitoring mode.
- Supports 7 languages: Chinese, English, French, German, Polish, Russian, and Spanish.
- Mounted with LAN adapter for remote control & operation, external input/output with emergency stop and batch ON/OFF

Up to
400 indoor units
Up to
100 outdoor units
Up to
400 groups

Easy Operation

- Wide range of simple-to-understand icons
- Operate by pressing the icons on the screen with your finger or a stylus.
- The color on the back identifies the current control operation; blue is for monitoring and green is for operational control.



Easy Maintenance

- The flat touch panel can be easily cleaned.
- Touch panel controller with non-glare coating to prevent finger marks
- Front cover for easy removal.

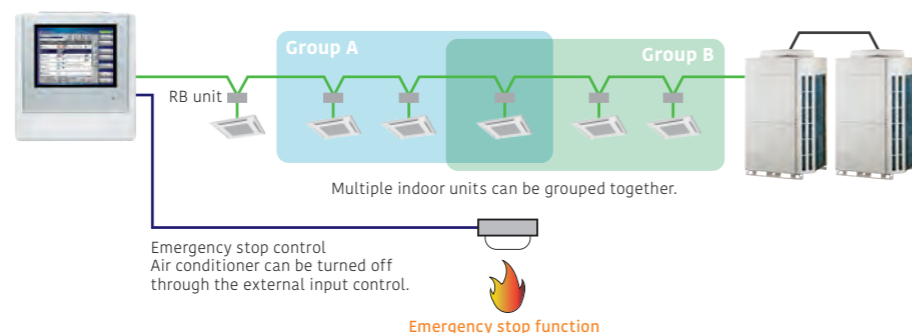


Easy Installation

- The touch panel controller can be mounted on a wall.
- Flat back surface enables easy installation anywhere on a wall.
- No additional parts or components required for installation



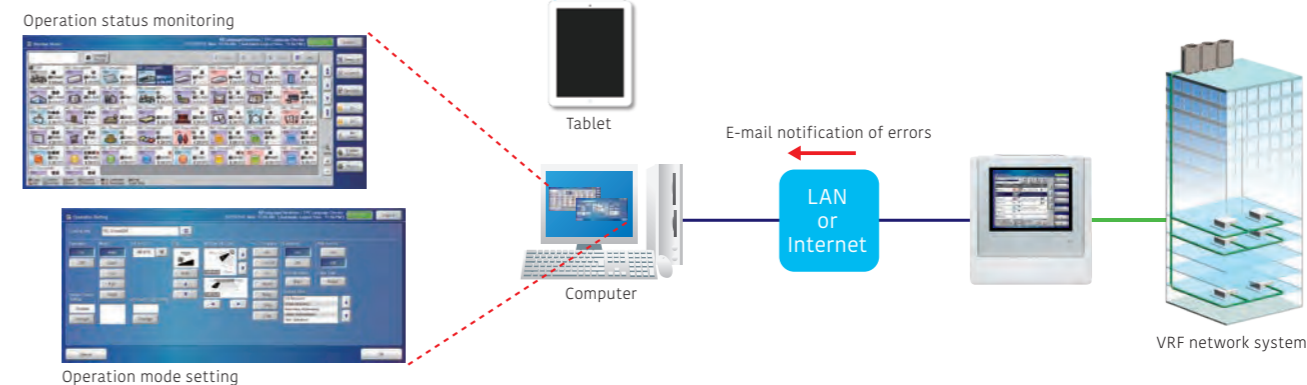
Controls Up to 400 Indoor Units



Features: Touch Panel Controller

Control & Monitoring

- Control and monitor General air conditioners via LAN or internet.
- Users and tenants can manage their assigned equipment from anywhere by computer or tablet.
- When something goes wrong, an error notice is sent by e-mail for prompt troubleshooting.



Smartphone

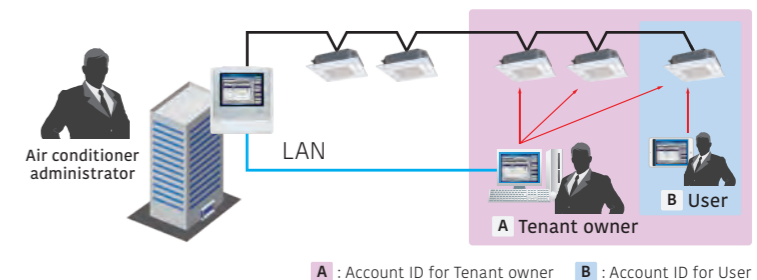
Model name	Browser
Nexus 6P (Android 7.1.1)	Google Chrome 5.5
iPhone 7 (iOS 10.1)	Safari 10

Tablet

Model name	Browser
iPad Pro 9.7 inch (iOS 10.2.1)	Safari 10

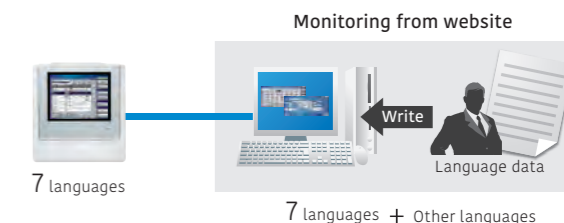
Flexible access permissions can be granted to users at each point level.

The administrator can register multiple users and permit them to access any indoor unit and any functions.



Additional Languages

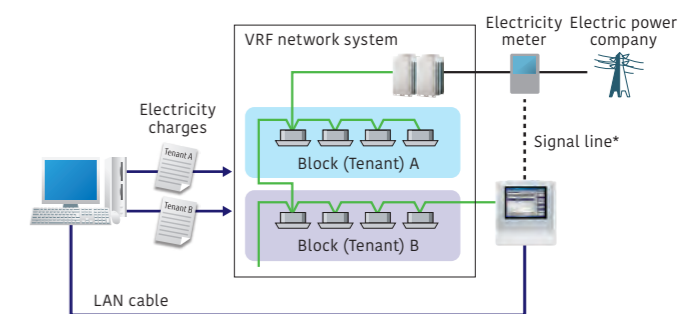
Supports 7 languages as standard: Chinese, English, French, German, Polish, Russian, and Spanish. Create a language database to integrate additional languages into the remote device. The added languages will only be displayed on the remote device and cannot be added to the Touch panel controller.



Electricity Charge Apportionment (Option: UTY-PTGXA)

- Energy cost can be calculated and allocated to each billing user in proportion to the amount of energy used for air conditioning.

- Apportionment charge/bill calculation
- Tenant (block) setting
- Common facilities apportionment setting
- Rated power consumption allotment
- Individual calculations for cooling and heating
- Electricity meter supported



* An electricity usage meter can be connected to an external input connector of the Touch panel controller. In that case, the meter cannot be connected to an outdoor unit at the same time.

Features: Touch Panel Controller

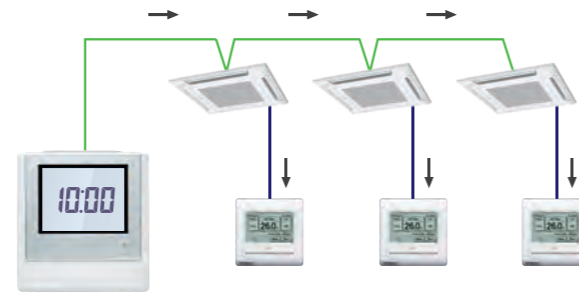
Automatic Setting for Daylight Saving Time

Functions provided

- 1) Schedule setting for daylight saving time
 - It prevents the user from forgetting to set daylight saving time. In addition, it saves time and effort for the user.

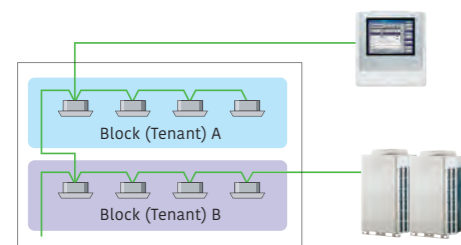
Automatic clock adjustment

- 2) Time can be set for all controllers in a batch automatically.

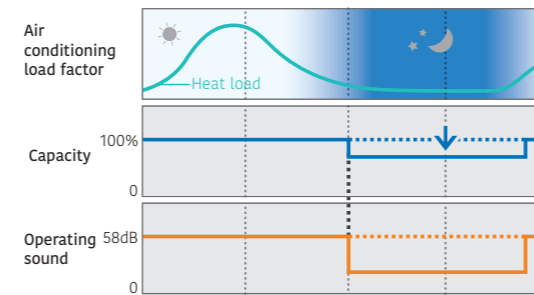


Outdoor Unit Low Noise Operation

You can choose from 4 low noise levels depending on the installation environment. ON/OFF timing of low noise mode can be set with the timer.



Quiet priority setting



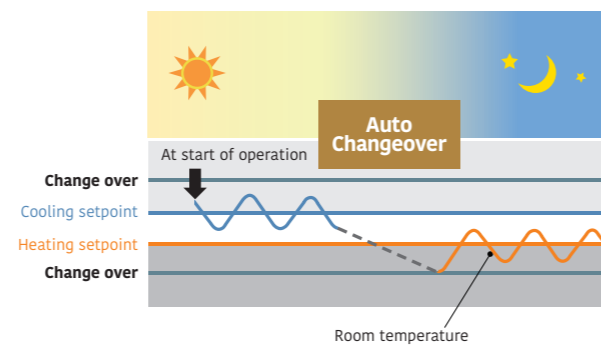
Energy-Saving Controls

Custom Auto

- Maintains 2 separate setpoints for heating and cooling operations.
- Automatically switches between heating and cooling modes.
- * Not available for some models



Cooling set temp. 28°C, Heating set temp. 18°C



Refrigerant Leak Detection

Refrigerant leakage status is indicated by the management equipment. A pop-up message is displayed to notify the user, and the refrigerant is shut off.



FUNCTIONS SUMMARY

	UTY-DTGYZ1	Monitoring side
Air conditioning control functions		
ON/OFF	●	●
Operation mode setting*	●	●
Fan speed control	●	●
Room temperature setting	●	●
Setting temperature range limitation	●	●
Test operation	●	●
Vertical louver setting	●	●
Horizontal louver setting	●	●
Individual louver control	●*1	●
Group setting	●	●
Remote controller prohibition	●	●
Anti-freeze setting	●	●
Set temperature auto return	—	●
Energy-saving controls	—	●
Economy mode setting	●	●
Occupancy sensor control	—	●
Displayed items		
Error	●	●
Defrosting	●	●
Current time	●	●
Day of week	●	●
Remote controller prohibition	●	●
Cooling/heating priority	●	●
Address display	●	●
Room temperature	●*3	●*3
Multiple language support	●	●
Setting for daylight saving time	●	●
Time zone setting	●	●
Name registration	●	●
Backlighting	●	●
Language setting	7	7+other
Filter sign reset	●	●
Memory operations	●	●
Refrigerant leak detection	●	●

●: Supported ○: Optional function —: Not supported
 *1 Only setting cancellation can be operated.
 *2 Only available for external input control.
 *3 Available only when using a Wired remote controller.

Specifications

	UTY-DTGYZ1
Power supply	Single phase ~100 to 240 V 50/60 Hz
Dimensions (H × W × D) (mm)	260 × 246 × 54
Weight (g)	2,150
Interfaces	Transmission/LAN/USB/EXT IN/EXT OUT/Reset SW

	UTY-DTGYZ1	Monitoring side
Timer		
	Period	Year
Schedule timer	ON/OFF, Temp, Mode, Times per day	20
		Year
ON/OFF timer		-
Sleep timer		-
Program timer		-
Auto-off timer		●
Day off		●
Minimum unit of timer setting (minutes)	10	10
Control		
Remote monitoring management system	●	●
Electricity charge apportionment	○	○
Error history	●	●
Emergency stop	●*2	●*2
Remote monitoring management	—	●
Energy-saving management	-	-
E-mail notification in case of failure	—	●
Key lock	● Password setting	-
Low noise mode	●	●

System Controller

UTY-APGXZ1 (Software)

Up to
4 VRF network systems
Up to
400 outdoor units
Up to
1,600 indoor units

System controller enables advanced integrated monitoring and control of VRF network systems operating in small to large buildings.

- Up to 1,600 indoor units and 400 outdoor units on up to 4 VRF network systems can be controlled.
- To accommodate facility management needs, the system controller offers—in addition to precise air conditioning control—remote central control, electricity charge apportionment, schedule management, and energy-saving options for VRF network systems.
- Supports 7 languages: Chinese, English, French, German, Polish, Russian, and Spanish.



System Controller Lite

UTY-ALGXZ1 (Software)

Up to
1 VRF network system
Up to
100 outdoor units
Up to
400 indoor units

System controller Lite offers a set of standard functions to manage air conditioners operating in a small or midsize building.

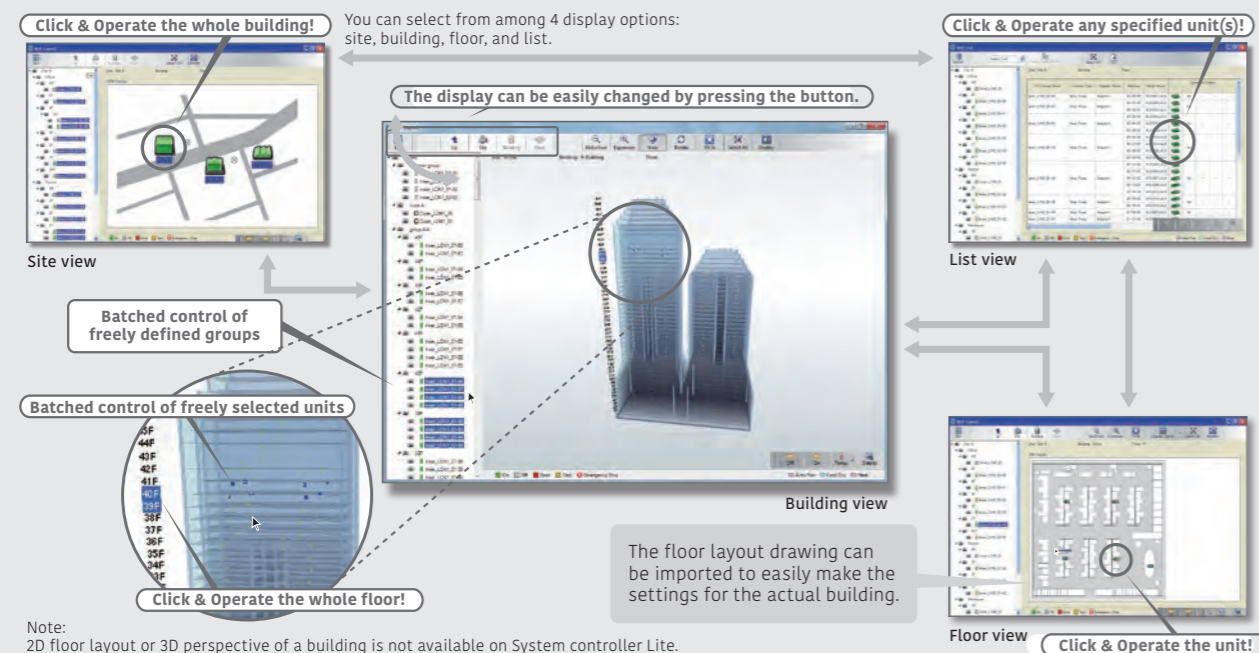
- Up to 400 indoor units and 100 outdoor units on a VRF network system can be controlled.
- In addition to precise air conditioning control, a variety of applications are available as options to offer a wider range of control.
- Supports 7 languages: Chinese, English, French, German, Polish, Russian, and Spanish.



Visually Intuitive Operation

Click & Operate: The visual representation of the property is shown on the screen from the perspective most suitable for operation (Click & Operate) You can select from among 4 display options: site, building, floor, and list.

Freely define groups for batched control: Indoor units can be grouped for simplified batch control from the tree menu. They can be grouped by organizational hierarchy, such as by division, department, and section.



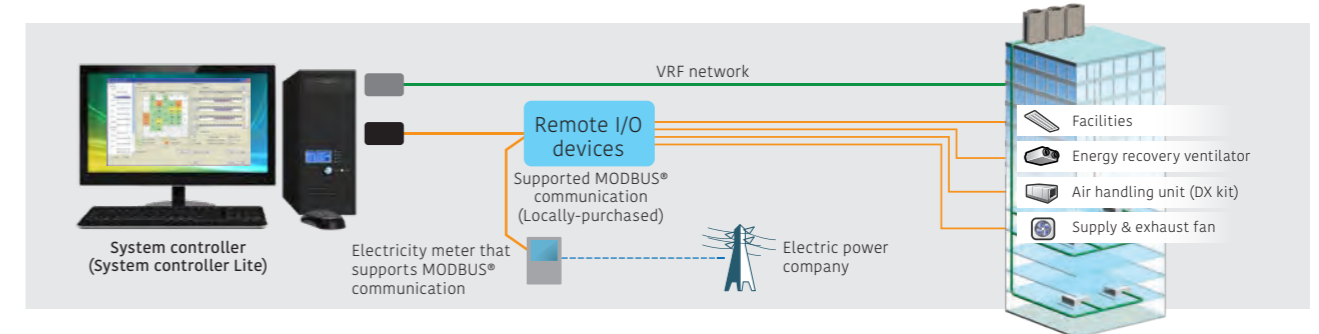
Note: 2D floor layout or 3D perspective of a building is not available on System controller Lite.

Features: System Controller / System Controller Lite

Third-Party Devices Connected via MODBUS® can be Controlled

Standard for System Controller **Option** for System controller Lite UTY-PLGXX2

When a MODBUS® adapter (locally available) is connected to a computer, electrical equipment and devices supported by MODBUS® can be monitored and controlled centrally from the computer. The central control can reduce wasted energy throughout an entire building resulting from a failure to turn equipment off during or after work, as well as reduce the need for on-site patrols.



Wide-Ranging Operation and Data Management

Standard System controller and System controller Lite

Schedule management

- An annual schedule can be arranged for each remote controller group or user-defined group.
- ON/OFF, operation mode, remote controller prohibition, and temperature settings can be programmed for up to 143 times per day at 10-minute intervals and for up to 101 configurations for each remote controller group.
- Settings can be programmed for a period that spans midnight.
- Allows for the programming of special settings for weekends, holidays, and store closings throughout the year.
- Low noise operation of outdoor units can be scheduled.

Wide-ranging control of indoor and outdoor units

- The operation status and mode of each indoor unit are displayed.
- Turn on and off each indoor unit and switch its operation mode.
- Setting temperature range limitation
- Low noise setting of outdoor units

Remote controller prohibition

Prohibits the operation mode, temperature setting, or ON/OFF of an indoor unit.

Error alert and e-mail notice

When something goes wrong, an error message is shown in a popup on a computer display with a chime, and an e-mail notice is sent. Errors of the past one year are logged and can be reviewed.

Operation and control history

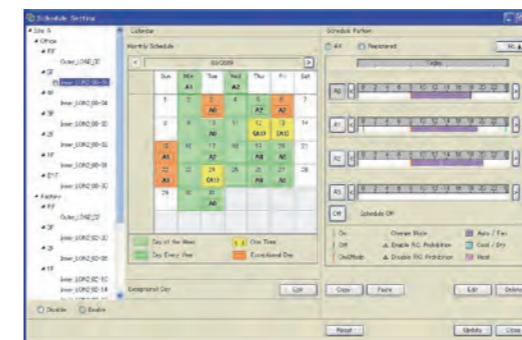
A history of operation status and control can be maintained and retrieved.

Importing and exporting databases

Only an administrator is authorized to import and export registration, layout, and image data.

Automatic clock adjustment

Time can be set for all controllers in batch automatically.



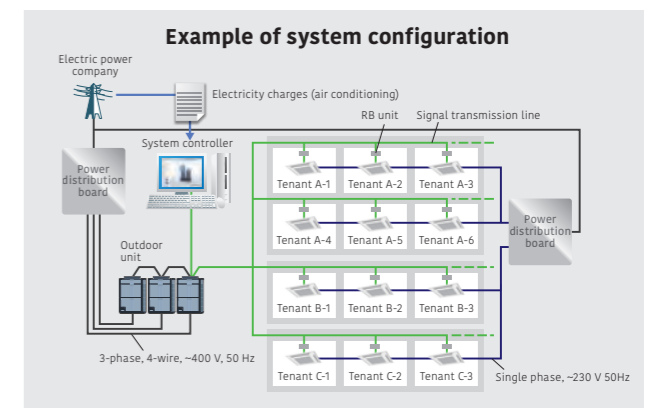
Electricity Charge Apportionment

Standard on System controller

Option System controller Lite UTY-PLGXA2

Electricity charge apportionment method

This is a method to calculate monthly energy costs to be allocated to each tenant based on the amount of energy used by their air conditioners. The first step is to determine exactly how much energy is consumed by air conditioners in each tenant space. The second step is to divide the total energy charge billed by an electric power company based on the amount of energy used by each tenant to determine the energy cost to be allocated to each of them. (See figure on right) The calculation takes into consideration such factors as the number of unused rooms and nighttime electricity rate, which are shown in detail on an energy cost allocation schedule.



Features: System Controller / System Controller Lite

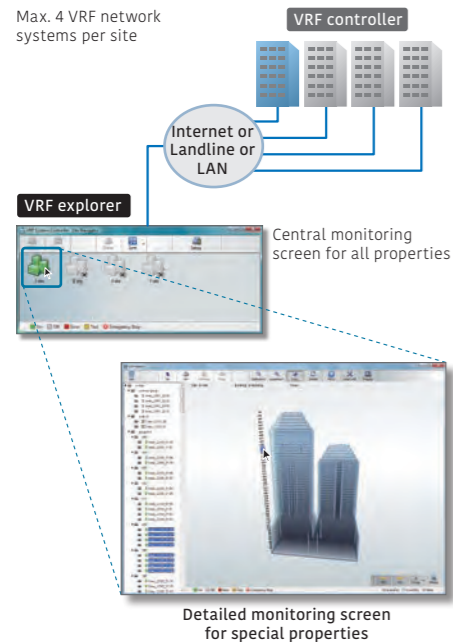
Remote Monitoring Management

Standard on System controller

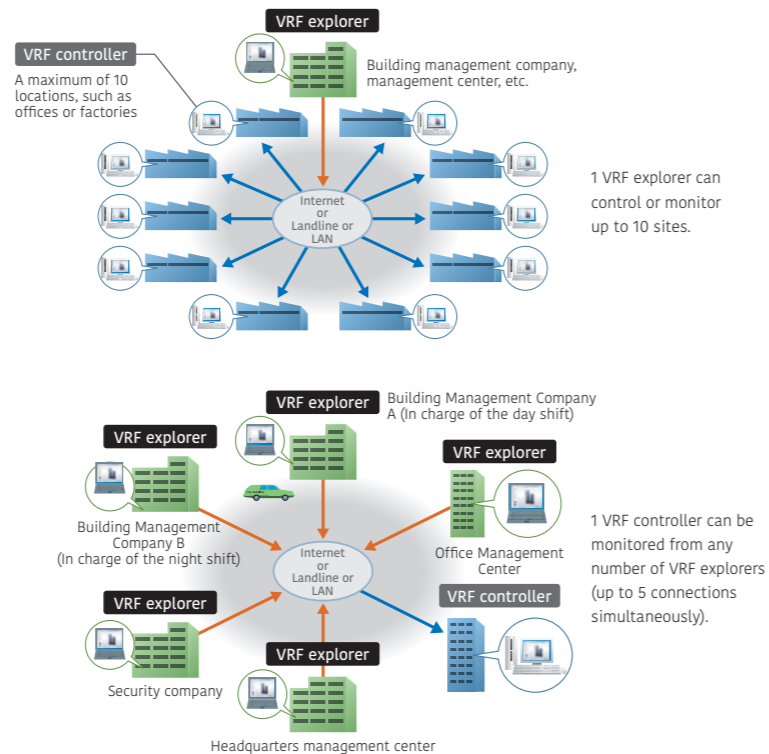
Option System controller Lite UTY-PLGXR2

The System controller can be used on site or remotely over networks for remote central control. The System controller requires 2 software programs working together: The VRF controller runs on site and communicates with the VRF system; The VRF explorer, which runs at a remote location, provides a user interface and communicates with the VRF controller. The VRF controller and the VRF explorer run on a single computer or on different computers connected on a network. A computer running VRF explorer can centrally control up to 10 VRF system sites having up to 20 buildings each.

On site central control



Remote central control



Energy-Saving Management

Option System controller UTY-PEGXZ1

Option System controller Lite UTY-PLGX2

A variety of energy-saving options can be selected depending on the season, climate, and time of day. Excellent energy-saving operation is performed while keeping users comfortable.



Main screen for energy-saving management

Energy saving graph data: This chart compares the energy consumption for the current month with the previous month and with the same month of the previous year to keep track of the energy-saving performance.

Indoor unit rotation

Indoor units can be automatically rotated to operate within a group in accordance with a predetermined annual schedule to reduce power consumption while keeping users comfortable. The operation stoppage rate can be selected for an indoor unit.

Peak-cut mode

The system controller monitors the connected power meter and controls the energy to maintain the target power consumption set for each time period by changing the set temperature of the indoor units or turning off the thermostat so as to keep the users comfortable. Indoor units to be controlled can be grouped in many ways, and the control level can be set for each group.

Capacity saving for outdoor unit

The upper limit on the capacity of an outdoor unit can be adjusted to reduce power consumption during a hot summer or cold winter by averaging out the power-saving performance of each refrigerant system. The upper limit on capacity can be set at 50% of the rated capacity or more.

Summary of functions

Functions	Type	System controller		System controller Lite					
		UTY-APGXZ1	Option UTY-PEGXZ1	UTY-ALGXZ1	Option UTY-PLGXR2	Option UTY-PLGXA2	Option UTY-PLGX2	Option UTY-PLGXX2	
Specifications	Max. number of VRF networks supported	4	—	1	—	—	—	—	
	Max. number of indoor unit and remote controller groups per VRF network	400	—	400	—	—	—	—	
	Max. number of outdoor units per VRF network	100	—	100	—	—	—	—	
	Max. number of indoor units and remote controller groups per System controller	1600	—	400	—	—	—	—	
Site supervision	Multiple site display	10	—	10	—	—	—	—	
	Number of buildings per site	20	—	—	—	—	—	—	
	Number of floors per site	200	—	—	—	—	—	—	
	Number of floors per building	50	—	—	—	—	—	—	
	3D graphical layout view	●	—	—	—	—	—	—	
	2D graphical layout view	●	—	—	—	—	—	—	
	List display	●	—	●	—	—	—	—	
Error management	Tree display	●	—	—	—	—	—	—	
	Group display	●	—	●	—	—	—	—	
	Error notification	●	—	●	—	—	—	—	
History	Audible alarm	●	—	●	—	—	—	—	
	E-mail notification of errors	●	—	●	—	—	—	—	
Operation control	Error history	●	—	●	—	—	—	—	
	Operation history	●	—	●	—	—	—	—	
	Control history	●	—	●	—	—	—	—	
	Individual control	ON/OFF	●	—	●	—	—	—	—
		Operation mode*	●	—	●	—	—	—	—
		Room temperature	●	—	●	—	—	—	—
		Fan speed	●	—	●	—	—	—	—
	Individual management	Airflow direction	●	—	●	—	—	—	—
		Economy mode	●	—	●	—	—	—	—
		Setting temperature range limitation	●	—	●	—	—	—	—
		Anti-freeze	●	—	●	—	—	—	—
	Other	Low noise setting of outdoor units	●	—	●	—	—	—	—
		Remote controller prohibition	●	—	●	—	—	—	—
	Schedule	Setting temperature range limitation	●	—	●	—	—	—	—
Filter sign reset		●	—	●	—	—	—	—	
memory operations		●	—	●	—	—	—	—	
Pattern operations		●	—	●	—	—	—	—	
Annual Schedule		●	—	●	—	—	—	—	
Setting for a specific date		●	—	●	—	—	—	—	
ON/OFF per day		72	—	72	—	—	—	—	
ON/OFF per week		504	—	504	—	—	—	—	
Day off		●	—	●	—	—	—	—	
Minimum unit of timer setting (minutes)		10	—	10	—	—	—	—	
Remote monitoring management	Weekly schedule for low noise mode	●	—	●	—	—	—	—	
	Web Operation	●	—	●	—	—	—	—	
	Remote monitoring	●	—	●	—	—	—	—	
Electricity charge apportionment	Remote operation control	●	—	●	—	—	—	—	
	Remote function setting	●	—	●	—	—	—	—	
	Apportionment charge/bill calculation	●	—	●	—	—	—	—	
	Tenant (block) setting	●	—	●	—	—	—	—	
Energy-saving management	Common facilities apportionment setting	●	—	●	—	—	—	—	
	Rated power consumption allotment	●	—	●	—	—	—	—	
	Individual calculations for cooling and heating	●	—	●	—	—	—	—	
	Electricity meter supported	●	—	●	—	—	—	—	
	Indoor unit lead lag	●	—	●	—	—	—	—	
Control of external devices	Peak cut control	●	—	●	—	—	—	—	
	Capacity saving for outdoor unit	●	—	●	—	—	—	—	
	Record of energy-saving operation	●	—	●	—	—	—	—	
	Information on energy saving	●	—	●	—	—	—	—	
Others	Power consumption monitor	●	—	●	—	—	—	—	
	Electricity meter supported	●	—	●	—	—	—	—	
Others	Monitor	●	—	●	—	—	—	—	
	Control	●	—	●	—	—	—	—	
	Importing and exporting databases	●	—	●	—	—	—	—	
	Automatic clock adjustment	●	—	●	—	—	—	—	
	Multiple language support	7 languages	—	7 languages	—	—	—	—	
	Refrigerant leak detection	●	—	●	—	—	—	—	
	Power shutdown	●	—	●	—	—	—	—	

●●: Available - : Not available

Computer requirements

The specifications required for the computer are shown in the table below:

	System controller	System controller Lite
Operating system	• Microsoft Windows 10 Home (64-bit) • Microsoft Windows 10 Pro (64-bit) • Microsoft Windows 11 Home (64-bit) • Microsoft Windows 11 Pro (64-bit)	Supported languages: English, Chinese, French, German, Russian, Spanish, and Polish
CPU	Intel Core i3 2 GHz or higher	
Memory	• 4 GB or more (for Windows 10) • 8 GB or more (for Windows 11)	
HDD	40 GB or more of free space	
Displayed items	1,024 × 768 or higher resolution	
Interfaces	• Ethernet port (for getting access to the Internet using LAN) or Modem (for getting access to the Internet using public telephone line) • USB ports (Maximum of 5 ports) (Required only for the server PC that works as VRF controller) - Maximum of 1 USB ports are required for WHITE-USB-KEY connection - Maximum of 4 USB ports are required for Echelon U10 USB/U60-FT DIN Network Interface NOTE: Maximum number of required USB ports depends on the applicable system configuration.	• Ethernet port (for getting access to the Internet using LAN) or Modem (for getting access to the Internet using public telephone line) • USB ports (Maximum of 2 ports) (Required only for the server PC that works as VRF controller) - 1 USB port is required for WHITE-USB-KEY connection - 1 USB port is required for Echelon U10 USB/U60-FT DIN Network Interface NOTE: Maximum number of required USB ports depends on the applicable system configuration.
Graphic accelerator	Microsoft DirectX 9.0c compatible	
Software	Adobe Reader 9.0 or later	

- Transmission adapter (Required for each VRF network):
- Echelon U10 USB Network Interface - TP/FT-10 Channel (Model number: 75010R)
- Echelon U60-FT DIN Network Interface (Model number: 75060R-40)

Packing list

Type	For System controller			For System controller Lite			
	System controller	Option Energy manager	System controller Lite	Remote access	Electricity charge apportionment	Energy saving	Centralized control
Model name	UTY-APGXZ1	UTY-PEGXZ1	UTY-ALGXZ1	UTY-PLGXR2	UTY-PLGXA2	UTY-PLGX2	UTY-PLGXX2
White-USB-key	1	1	1	1	1	1	1

*1: Software protection key to be inserted in a USB slot running System controller or System controller Lite. System controller or System controller Lite may only run on a PC with a WHITE-USB-KEY. However, a WHITE-USB-KEY is not required for remote VRF explorer software.

MODBUS® Converter for indoor unit

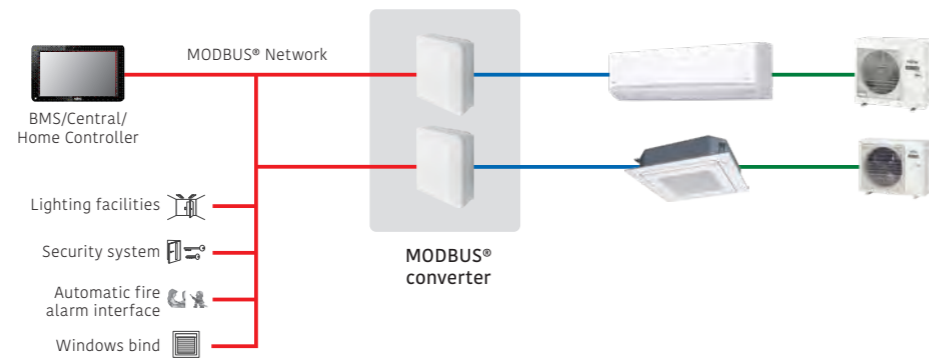
UTY-VMSX



Up to
1 indoor unit

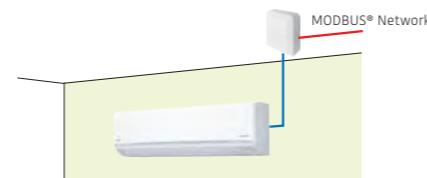
MODBUS® Converter Enables Air Conditioners to be Fully Integrated into a MODBUS® Network.

- Simple installation due to small and compact size.
- No separate external power supply required.
- The MODBUS® converter must be connected to an indoor unit on a one-to-one basis.
- The MODBUS® converter enables central monitoring and control of air conditioners from BMS, central, or home controller.



Easy Installation

Easy to install with minimal wiring and without the need for a power supply cable to the converter



Basic Control

- Turning the units on and off
- Mode control (Heat, Cool, Dry, Auto, Fan)
- Fan speed control
- Louver position (airflow direction setting)
- Room temperature setting and display
- Economy mode setting
- Error status

Specifications

Model name	UTY-VMSX
Power supply	12 V DC
Input power (W)	Max. 1.2 W
Dimensions (H × W × D) (mm)	140 × 117 × 43
Weight (g)	200
Maximum number of connectable indoor units per MODBUS® converter	1

Modbus communication specifications

Transfer mode	RTU mode
Communication speed	9600/19200 bps
Data bit	8
Parity	even/odd/none
Stop bit	1/2 (no parity)
Network	RS485
Maximum cable length	1000 m (3280 ft)

MODBUS® Interface

FG-RC-MBS1Z1 / FG-AC-MBS1Z1 / FG-IR-BMG1Z1



Intesis®



FG-RC-MBS1Z1
(3-wire RC-line type)

Intesis®



FG-AC-MBS1Z1
(CN connector type)

Intesis®



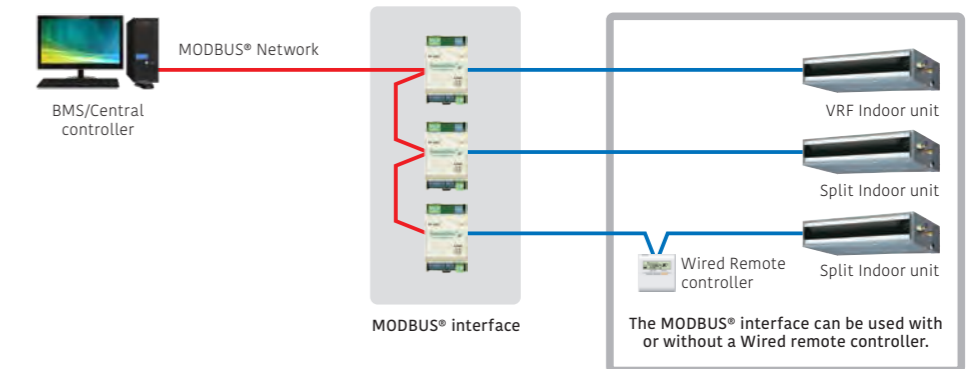
FG-IR-BMG1Z1
(IR type)

Up to
1 indoor unit

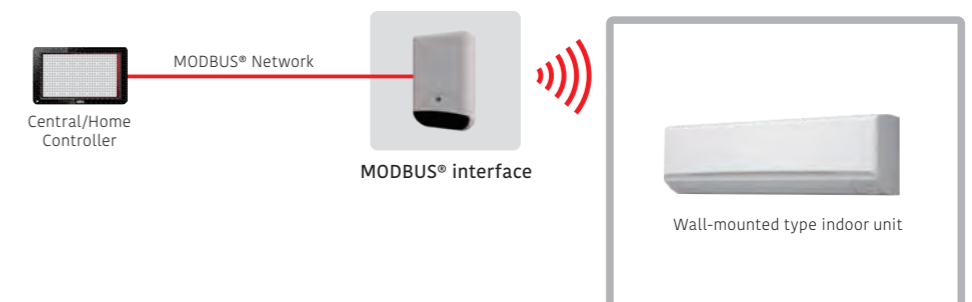
MODBUS® Interface Enables Air Conditioners to be Fully Integrated into a MODBUS® Network.

- Small, compact, and easy to install on DIN rails.
- No separate external power supply required.
- MODBUS® interface enables central monitoring and control of air conditioners from BMS.

Installation Example



[IR type] Connection to wall-mounted type




Specifications

Model name	FG-RC-MBS1Z1 (3-wire RC-line type)	FG-AC-MBS1Z1 (CN connector type)	FG-IR-BMG1Z1 (IR type)
Number of controllable groups	1	1	1
Dimensions (H × W × D) (mm)	93 × 53 × 58	93 × 53 × 58	93 × 60 × 21
Weight (g)	85	85	55

MODBUS® Converter for VRF

UTY-VMGX / FG-TL-BMKM16Z1



UTY-VMGX

Up to
9 units per VRF system
Up to
100 outdoor units
Up to
128 indoor units

MODBUS® Converter Enables Air Conditioners to be Fully Integrated into a MODBUS® Network.

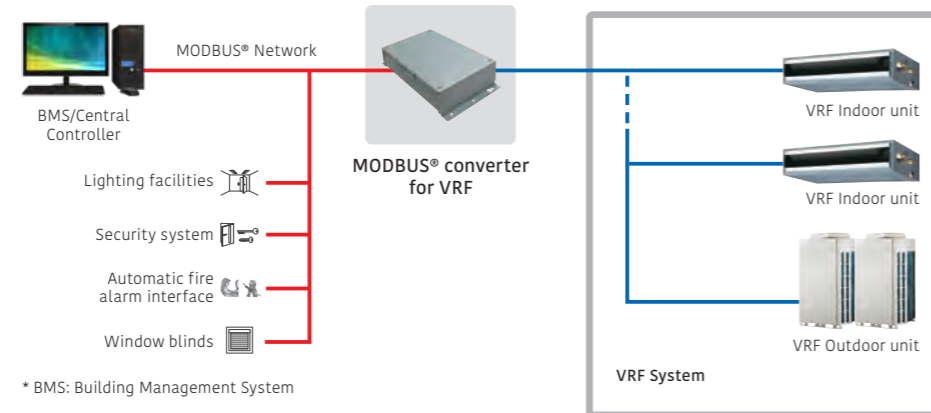
- Compact and lightweight design
- Direct connection to MODBUS® network
- MODBUS® converter enables central monitoring and control of air conditioners from BMS or a central controller.
- Up to 9 converters can be connected to a VRF network (UTY-VMGX). Simultaneous control, such as Power ON/OFF and temperature setting, can be performed for each zone.
- If a connection error occurs after installation work is completed, the source of the error can be located easily.

Installation Example

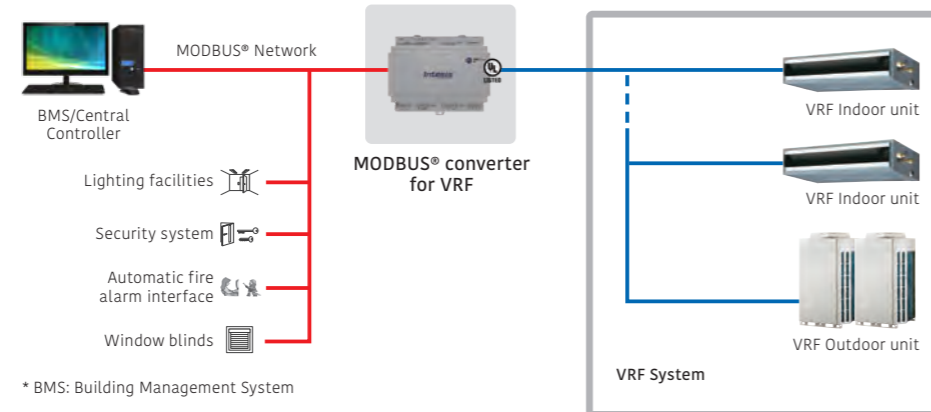


FG-TL-BMKM16Z1

Up to
16 indoor units
Up to
16 outdoor units
Up to
128 indoor units



* BMS: Building Management System



* BMS: Building Management System

Specifications

Model name	UTY-VMGX	FG-TL-BMKM16Z1
Power supply	Single phase ~220 to 240 V 50/60 Hz	12 to 36 VDC, Max: 250 mA or 24 VAC 50-60 Hz, Max: 127 mA*
Dimensions (H × W × D) (mm)	54 × 260 × 150	90 × 106 × 58
Weight (g)	1,100	375

*24 V DC power supply is recommended.

BACnet® Interface

FG-AC-BAC1Z1 / FG-IR-BMG1Z1



FG-AC-BAC1Z1 (CN connector type)



FG-IR-BMG1Z1 (IR type)

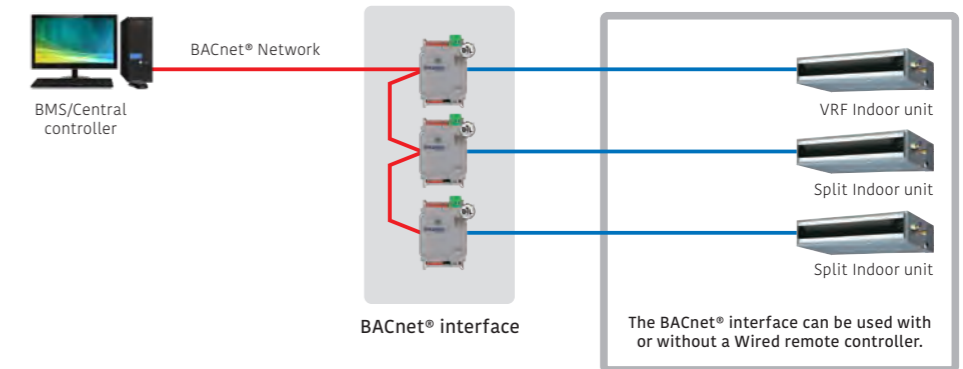


FG-IR-BMG1Z1 (IR type)


Up to
1 indoor unit

- BACnet® interface connects BMS and a General split/multi-split/VRF system.
- Compatible with BACnet® (ANSI/ASHRAE-135-2012) application-specific controller (B-ASC)
- Compatible with BACnet®/IP over Ethernet.

Installation Example



[IR type] Connection to wall-mounted type



Specifications

Model name	FG-AC-BAC1Z1 (CN connector type)	FG-IR-BMG1Z1 (IR type)
Number of controllable groups	1	1
Dimensions (H × W × D) (mm)	93 × 53 × 58	93 × 60 × 21
Weight (g)	85	55

12 V DC supplied by an indoor unit

BACnet® Gateway

UTY-ABGXZ1 **Software**



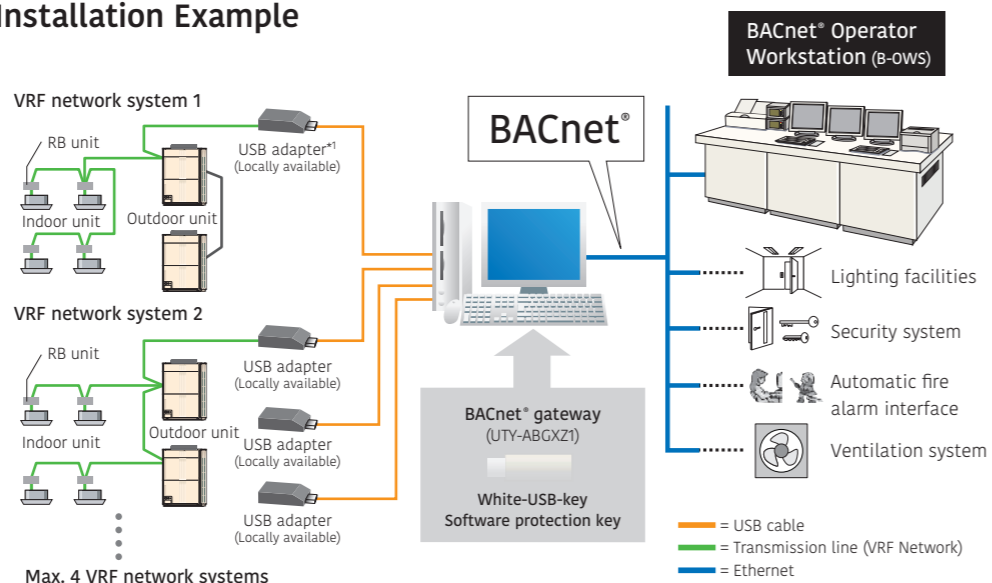
White-USB-key
(Software Protection Key)



BACnet® is a registered trademark of ASHRAE. ASHRAE does not endorse, approve or test products for compliance with ASHRAE standards. Compliance of listed products to the requirements of ASHRAE Standard 135 is the responsibility of BACnet International (BI). BTL is a registered trademark of BACnet International.

Up to
4 VRF network systems
Up to
400 outdoor units
Up to
1,600 indoor units

Installation Example



*1: U10 USB network interface available from Echelon® Corporation.

Computer requirements

	UTY-ABGXZ1
Operating system	<ul style="list-style-type: none"> Microsoft Windows 10 Home (64-bit) Microsoft Windows 10 Pro (64-bit) Microsoft Windows 11 Home (64-bit) Microsoft Windows 11 Pro (64-bit) Supported languages: English, Chinese, French, German, Russian, Spanish, and Polish
CPU	Intel Core i3 2 GHz or higher
Memory	<ul style="list-style-type: none"> 4 GB or more (for Windows 10) 8 GB or more (for Windows 11)
HDD	40 GB or more of free space
Displayed items	1,024 × 768 or higher resolution
Interfaces	<ul style="list-style-type: none"> Ethernet port (for getting access to the Internet using LAN) or Modem (for getting access to the Internet using public telephone line) USB ports (Maximum of 5 ports) (Required only for the server PC that works as VRF controller) <ul style="list-style-type: none"> Maximum of 1 USB ports are required for WHITE-USB-KEY connection Maximum of 4 USB ports are required for Echelon U10 USB/U60-FT DIN Network Interface NOTE: Maximum number of required USB ports depends on the applicable system configuration.
Software	Adobe Reader 9.0 or later

• Transmission adapter (Required for each VRF network):
 - Echelon U10 USB Network Interface - TP/FT-10 Channel (Model number: 75010R)
 - Echelon U60-FT DIN Network Interface (Model number: 75060R-40)

Packing list

Name and shape	Quantity	Application
White-USB-key (Software protection key with software)	1	Includes the software and manuals of tool for BACnet Gateway. Additionally, it works as the software protection key. Software protection key to be connected to an USB port on the PC that the BACnet Gateway is installed. BACnet Gateway runs only on a PC with this WHITE-USB-KEY.

BACnet® Gateway

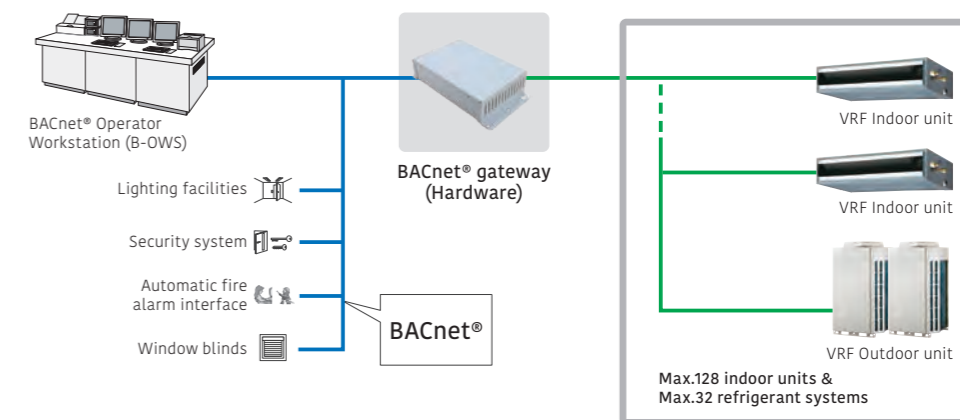
UTY-VBGX **Hardware**



BACnet® is a registered trademark of ASHRAE. ASHRAE does not endorse, approve or test products for compliance with ASHRAE standards. Compliance of listed products to the requirements of ASHRAE Standard 135 is the responsibility of BACnet International (BI). BTL is a registered trademark of BACnet International.

Up to
1 VRF network system
Up to
32 refrigerant systems
Up to
128 indoor units

Installation Example



Specifications

Model name	UTY-VBGX
Number of controllable indoor units	128
Number of controllable refrigerant systems	32
Number of controllable VRF networks	1
Number of connectable units / one VRF network	4
Power supply	Single phase, 100-240 V, 50/60 Hz
Power consumption (W)	4.6 (max.)
Dimensions (H × W × D) (mm)	59.6 × 270.4 × 176
Weight (g)	1200

BACnet® / MODBUS® Router

FG-RTR-BAC32Z1 / FG-RTR-MBS32Z1



Intesis
BY HMS NETWORKS



FG-RTR-BAC32Z1 (BACnet)

Intesis
BY HMS NETWORKS



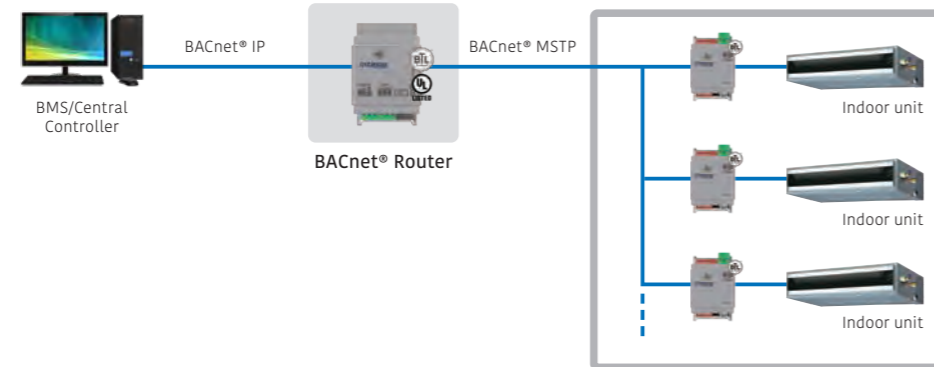
FG-RTR-MBS32Z1 (MODBUS®)

Routing Between BACnet® MS/TP and BACnet® IP Networks

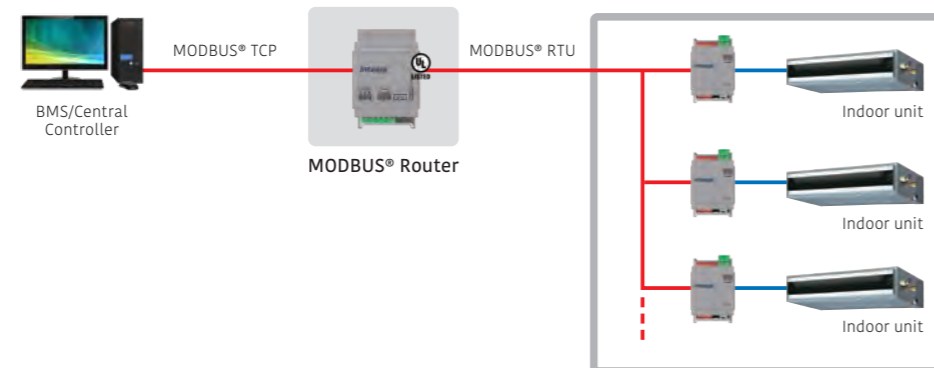
- Routing between BACnet® MS/TP and BACnet® IP networks
- Routing between MODBUS® RTU and MODBUS® TCP networks

Installation Example

[BACnet® type]



[MODBUS® type]



Specifications

Model name	FG-RTR-BAC32Z1 (MS/TP to IP)	FG-RTR-MBS32Z1 (RTU to TCP)
Number of routable devices (max.)	32	32
Power supply	9 to 36 V DC, Max.: 140 mA or 24 V AC 50/60 Hz, Max.: 127 mA	9 to 36 V DC, Max.: 140 mA or 24 V AC 50/60 Hz, Max.: 127 mA
Power consumption (W)	1.7	1.7
Dimensions (H × W × D) (mm)	93 × 53 × 58	93 × 53 × 58
Weight (g)	150	150

BACnet® / MODBUS® Cloud Device

FG-CLD-BMG4Z1 / FG-CLD-BMG8Z1 / FG-CLD-BMG16Z1 / FG-CLD-BMG32Z1



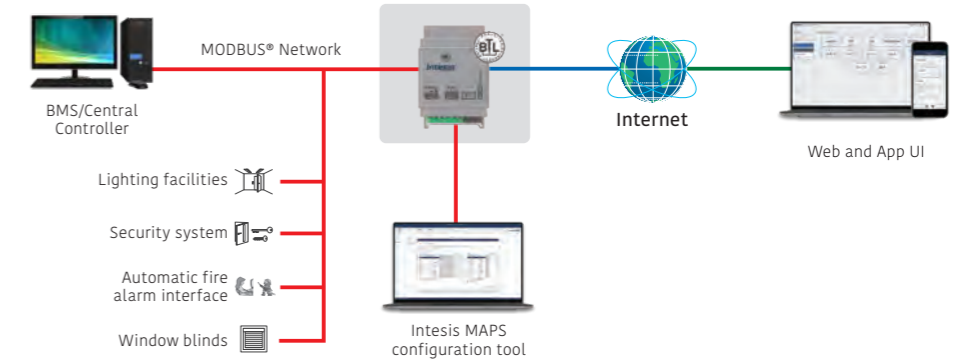
Intesis
BY HMS NETWORKS



FG-CLD-BMG4Z1

- The most powerful configuration tool common to all BACnet® gateways provides the system integrators with the power to configure and monitor their systems in an easy and reliable manner.
- A simple, easy-to-use description for the ST Cloud Web and App User Interface, with all widgets customizable to the user's needs, enabling system integrators to easily offer the best user experience to customers who are in control of their BACnet® or MODBUS® devices.

Installation example



*BMS: Building Management System

Gateway Features

- BACnet® IP/MSTP or MODBUS® TCP/RTU connectivity
- Up to 32 devices can be connected to each gateway.
- Up to 12 widgets per device
- Easy device configuration with Intesis MAPS

Next-Generation Services

- Industrial-grade connectivity now for building automation
- Fast and scalable real-time edge connectivity over HMS HubTM
- Full data control and protection
- Secure and remote updates during the application lifetime

System Features

- Monitor and control all devices in an intuitive way
- Comes with a native iOS and Android app and a web interface
- Create scenes and interact with multiple concurrent devices
- Calendar that shows the daily planned installation commands
- Notifications keep you updated about system status
- Device sharing and usage permissions management
- Multiple site management from a common dashboard

Specifications

Model name	FG-CLD-BMG4Z1	FG-CLD-BMG8Z1	FG-CLD-BMG16Z1	FG-CLD-BMG32Z1
Number of connectable BACnet® (IP/MSTP) or MODBUS® (TCP/RTU) devices	4	8	16	32
Power supply	9 to 24 V DC, 50/60Hz	9 to 24 V DC, 50/60Hz	9 to 24 V DC, 50/60Hz	9 to 24 V DC, 50/60Hz
Power consumption (W)	1.7	1.7	1.7	1.7
Dimensions (H × W × D) (mm)	93 × 53 × 58	93 × 53 × 58	93 × 53 × 58	93 × 53 × 58
Weight (g)	150	150	150	150

KNX® Converter for indoor unit

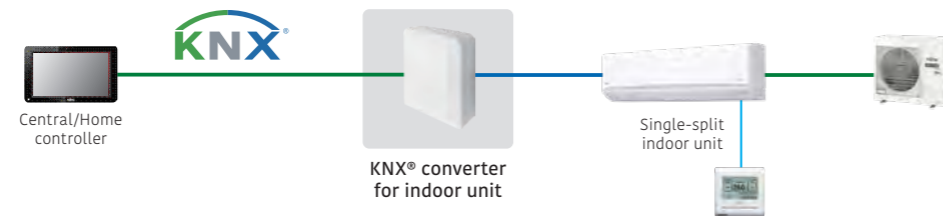
UTY-VKSX



KNX® converter Enables Individual Control of an Indoor Unit.

- The KNX® converter connects a central or home controller and a General indoor unit.
- Compact and lightweight design


Installation example



Up to
1 indoor unit

KNX® Converter for VRF

UTY-VKGX / FG-TL-BMKM16Z1

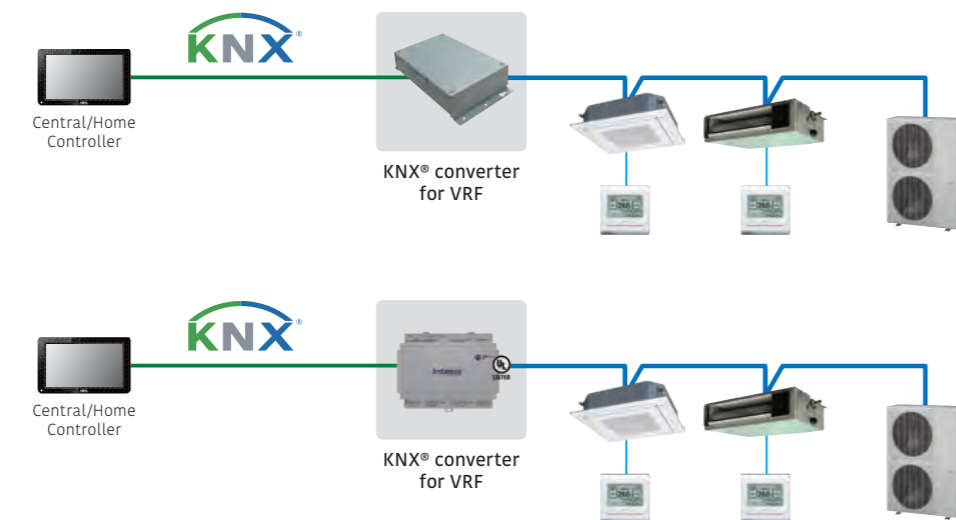


UTY-VKGX

KNX® converter Enables Centralized Control of a System.

- KNX® converter connects a central or home controller and a General VRF system.
- Up to 128 indoor units and 100 outdoor units can be connected to a single KNX® converter. (UTY-VKGX)

Installation Example



Up to
100 outdoor units
Up to
128 indoor units

Intesis
BY HBS NETWORKS



FG-TL-BMKM16Z1

Up to
16 outdoor units
Up to
16 indoor units

Specifications

Model name	UTY-VKSX	UTY-VKGX	FG-TL-BMKM16Z1
Power supply	12 V DC	Single phase ~220 to 240 V 50/60 Hz	12 to 36 VDC, Max: 250 mA or 24 VAC 50-60 Hz, Max: 127 mA*
Dimensions (H × W × D) (mm)	140 × 117 × 43	54 × 260 × 150	90 × 106 × 58
Weight (g)	215	1,200	375

*24 V DC power supply is recommended.

KNX® Interface

FG-RC-KNX1Z1 / FG-AC-KNX1Z1 / FG-IR-KNX1Z1



Intesis
BY HBS NETWORKS



FG-RC-KNX1Z1
(3-wire RC-line type)

Intesis
BY HBS NETWORKS



FG-AC-KNX1Z1
(CN connector type)

Intesis
BY HBS NETWORKS



FG-IR-KNX1Z1
(IR type)

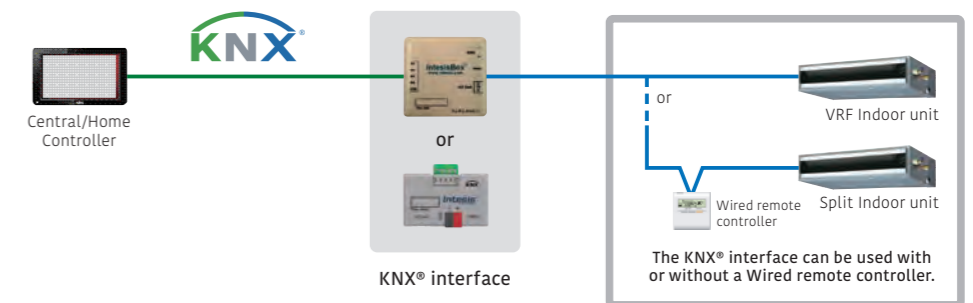
Up to
1 indoor unit

The KNX® Interface Enables Air Conditioners to be Fully Integrated into a KNX® Network System.

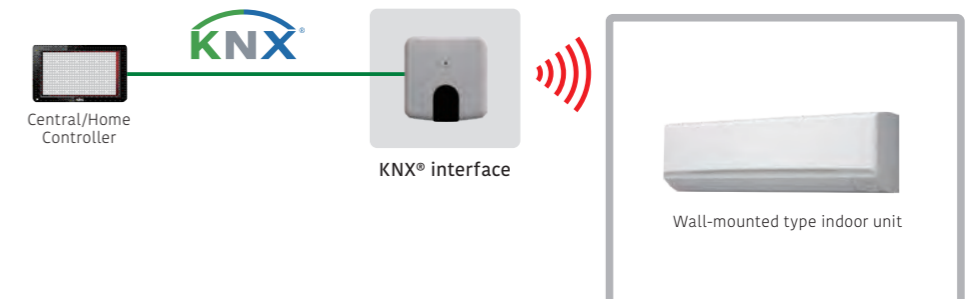
- Simple installation due to small and compact size.
- No separate external power supply required (only KNX® bus power required)

Installation Example


[3-wire RC-line type/CN connector type]



[IR type] Connection to wall-mounted type



[IR type] Connection to a product other than wall-mounted type



Specifications


Model name	FG-RC-KNX1Z1 (3-wire RC-line type)	FG-AC-KNX1Z1 (CN connector type)	FG-IR-KNX1Z1 (IR type)
Number of controllable groups	1	1	1
Dimensions (H × W × D) (mm)	70 × 70 × 28	45 × 59 × 21	81 × 78 × 28
Weight (g)	70	35	76

Network Converter for single-split type

UTY-VTGX / UTY-VTGXV



UTY-VTGX
DC power supply type



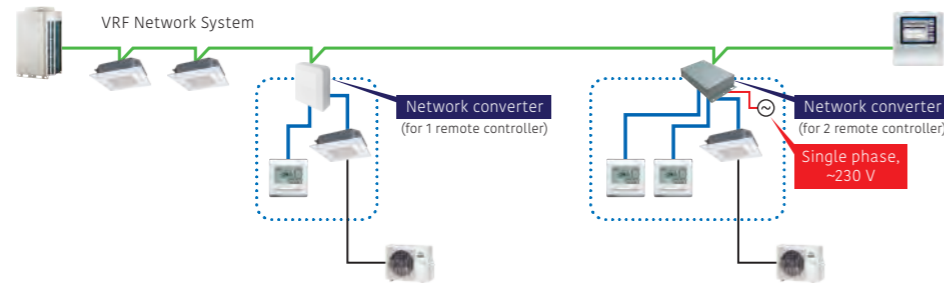
UTY-VTGXV
AC power supply type

Up to
16 single indoor units
Up to
1 group
Up to
100 Network Converters

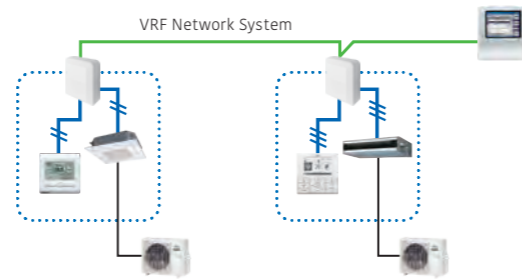
- A network converter is required when connecting a single-split system to a VRF network system.
- Compact and lightweight design
- Connectable to both nonpolar 2-core and polar 3-core remote controllers

Installation Example

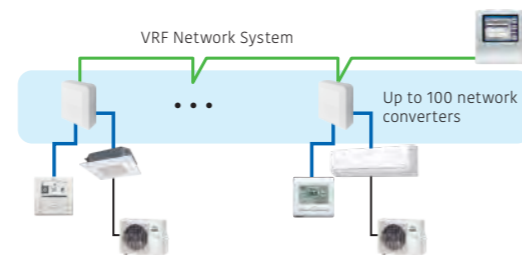
- A 1-remote-controller type and a 2-remote-controller type are available.
- Power supply (220 to 240 V AC, 50/60 Hz) is required for the 2-remote-controllers type.



- Both nonpolar 2-core and polar 3-core type Wired remote controllers can be connected.



- Central control can be provided for single-split systems. (Up to 100 network converters can be connected in a VRF network system)




Specifications

Model name	UTY-VTGX		UTY-VTGXV
Power supply	Polar 3-core 12 V DC	Nonpolar 2-core DC 12 V	Single phase ~220 to 240 V 50/60 Hz
Input power (W)	Max. 1.2 W		Max. 3
Dimensions (H × W × D) (mm)	140 × 117 × 43		54 × 260 × 150
Weight (g)	250		1,100

Network Converter for LONWORKS™

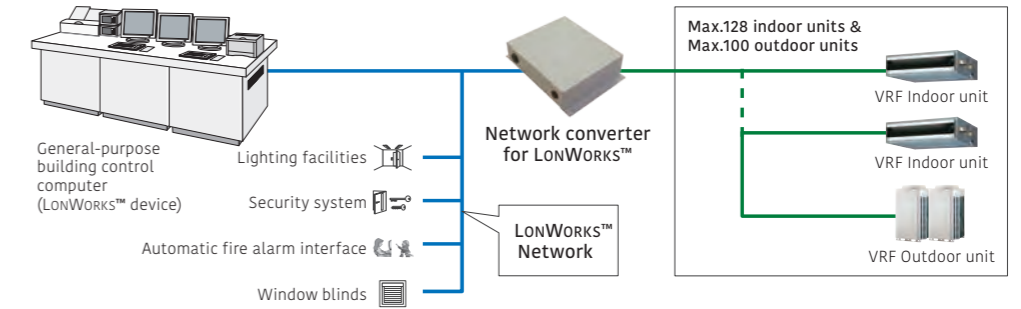
UTY-VLGX



Up to
4 units to BMS
Up to
100 outdoor units
Up to
128 indoor units

- Connects the VRF network system to a LONWORKS™ open network to manage small and mid-sized BMS and VRF network system.
- The UTY-VLGX enables centralized monitoring and control of VRF network system from a BMS via a LONWORKS™ interface.
- Up to 128 Indoor units can be connected to one network converter for LONWORKS™

Installation Example



Specifications

Model name	UTY-VLGX
Power supply	Single phase ~208 to 240 V 50/60 Hz
Power consumption (W)	4.5
Dimensions (H × W × D) (mm)	67 × 288 × 211
Weight (g)	1,500

Transmission specifications (BMS side)

Transmission speed	78 kbps
Transceiver	FT-X1 (available from Echelon® Corporation)
Transmission line form	Free topology
Terminal resistor	None (converter to be attached at the terminal of a network)

External Switch Controller

UTY-TERX



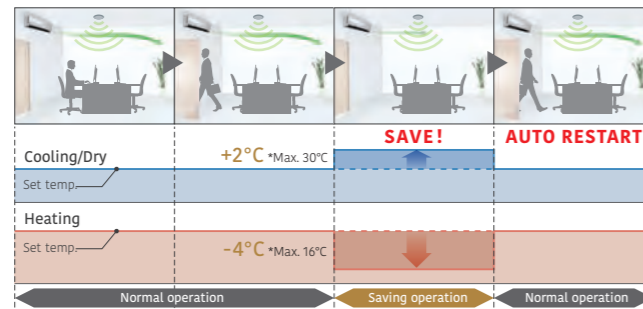
Up to
1 group

Air Conditioner Switching can be Controlled by Connecting This External Switch Controller to Other Sensor Switches.

- In combination with a commercially available card-key switch or other sensors, this External switch controller enables the control of ON/OFF, room temperature, and fan speed of connected air conditioners as well as master control functions. This makes this product an ideal choice for use in hotel rooms.
- Card key or other sensor switches are locally available.
- The set temperature can be specified at two points each for cooling and heating operations (4 points in total).

Installation Example


Occupancy sensor monitors the movement of a person in a room. When it detects that the person has left the room, it switches the air conditioner to low-capacity mode. When a person returns to the room, the air conditioner returns to the previous operation mode.



Occupancy sensor equipment needs to be purchased separately. Occupancy sensor is not mounted on an External switch controller.

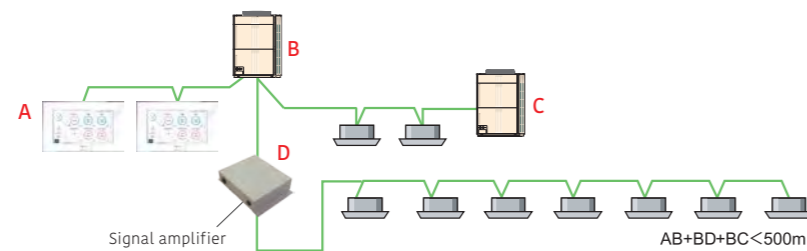
Signal Amplifier

UTY-VSGXZ1



- The transmission line can be extended up to 3,600 m using multiple Signal amplifiers.
- Up to 8 Signal amplifiers can be added in a VRF network system.
- A Signal amplifier is required.
 - (1) When the total wiring length of the transmission line exceeds 500 m.
 - (2) When the total number of units on the transmission line exceeds 64.


Installation Example



Specifications

Model name	UTY-VSGXZ1	UTY-TERX
Power supply	Single phase ~208 to 240 V 50/60 Hz	6.5 to 16 V DC
Power consumption (W)	4.5	-
Dimensions (H × W × D) (mm)	67 × 288 × 211	140 × 117 × 43
Weight (g)	1,500	250

12 V DC supplied by an indoor unit



Controller System List (available) for Split/Multi-Split

Controller Options/Accessories:



Type	Refrigerant	Indoor unit Wall-mounted				Indoor unit			Cassette	
		Designer Range	Standard Range			Wall-mounted			Compact 4-way flow Range	Circular flow Range
			ECO Range							
		ASEH05/07/09/12/14 KJCAL,KJCALB ASYH05/07/09/12/14 KJCA,KJCA-B	ASEH07/09/ 12/14KMCG,KMCG-B, ASYG07/09/12/14KMCF, ASYG07/09/12/14KMCE	ASEH18/22/24KMTGL	ASEH30/36KMTB	ASEH05/07/09/12KNCA	ASEH07/09/12KLTBL	ASEH18/24KLCBL	AUXG 07/09/12/14/18/22/24 KVLA	AUXG 18/22/24/30/36/45/54 KRLB
Wired remote controller			● UTY-RVRY+ UTY-TWRXZ2						● UTY-RVRY	
			● UTY-RNRYZ6+ UTY-TWRXZ2						● UTY-RNRYZ6	
			● UTY-RLRY+ UTY-TWRXZ2						● UTY-RLRY	
			● UTY-RCRYZ1+ UTY-TWRXZ2						● UTY-RCRYZ1	
									● UTY-RVNYM	
									● UTY-RNNYM	
Simple remote controller			● UTY-RSRYZ1 UTY-RHRYZ1+ UTY-TWRXZ2						● UTY-RSRYZ1 UTY-RHRYZ1	
Home central remote controller										
Wireless remote controller			● UTY-LNWX			● UTY-LNWX		● UTY-LNTY		
IR receiver unit with Wireless remote controller	 For Duct type									
	 For Duct type For Cassette type For Ceiling type									● UTY-LBTYC

*1: Available only when the WLAN adapter (UTY-TFSXH3) is removed. *2: Available only when the WLAN adapter (UTY-TFSXJ3) is removed. *3: Consult your dealer for conditions of use.

Controller System List (available) for Split/Multi-Split

Controller Options/Accessories:



Type	Refrigerant	Indoor unit Duct					Indoor unit Duct			Indoor unit		Outdoor unit
		Low Static Pressure		Medium static pressure		High static pressure	High static pressure			Floor	Ceiling	Single phase
		Mini	Slim	High-Efficiency & Comfort	Standard	Compact size	Standard	High-Efficiency & Comfort	High-Efficiency / Standard			5/6-unit multi-split
		ARXG 07/09/12/14/18 KSLAP	ARXG 07/09/12/14/18 KLLAP	ARXH 12/14/18/22/24/ 30/36/45/54 KMTAP	ARXG22KMLB, ARXG 24/30/36/45 KMLA	ARXG 12/14/18/22/24/ 30/36/45/54 KHTAP	ARXG45/54KHTB	ARXH60KHTA	ARXH72/90KHTA	AGEG 09/12/14 KVCA	ABEG 18/22/24/30/ 36/45/54 KRTA	AOEG36KBT A5
								ARYG60LHTA	ARYG72/90LHTA			AOYG45LBLA6
Wired remote controller				● UTY-RVRY			● UTY-RVRY	● UTY-RVRY (KHTA)	● UTY-RVRY	● UTY-RVRY+ UTY-TWRXZ3	● UTY-RVRY	
				● UTY-RNRYZ6			● UTY-RNRYZ6	● UTY-RNRYZ6 (KHTA)	● UTY-RNRYZ6	● UTY-RNRYZ6+ UTY-TWRXZ3	● UTY-RNRYZ6	
				● UTY-RLRY			● UTY-RLRY	● UTY-RLRY (KHTA)	● UTY-RLRY	● UTY-RLRY+ UTY-TWRXZ3	● UTY-RLRY	
				● UTY-RCRYZ1			● UTY-RCRYZ1	● UTY-RCRYZ1 (KHTA)	● UTY-RCRYZ1	● UTY-RCRYZ1+ UTY-TWRXZ3	● UTY-RCRYZ1	
		● UTY-RVNYM			● UTY-RVNYM				● UTY-RVNYM (LHTA)			
		● UTY-RNNYM			● UTY-RNNYM				● UTY-RNNYM (LHTA)			
Simple remote controller				● UTY-RSRYZ1 UTY-RHRYZ1			● UTY-RSRYZ1 UTY-RHRYZ1	● UTY-RSRYZ1 UTY-RHRYZ1 (KHTA)	● UTY-RSRYZ1 UTY-RHRYZ1	● UTY-RSRYZ1 UTY-RHRYZ1+ UTY-TWRXZ3	● UTY-RSRYZ1 UTY-RHRYZ1	
Home central remote controller												● UTY-DMMYM1*3 (KBTA5) UTY-DMMYM*3 (LBLA6)
Wireless remote controller												
IR receiver unit with Wireless remote controller	 For Duct type							● UTY-LRHYM (LHTA)				
	 For Cassette type For Ceiling type			● UTY-LBTYM			● UTY-LBTYM	● UTY-LBTYM (KHTA)	● UTY-LBTYM		● UTY-LBTYH	

*1: Available only when the WLAN adapter (UTY-TFSXH3) is removed. *2: Available only when the WLAN adapter (UTY-TFSXJ3) is removed. *3: Consult your dealer for conditions of use.

Controller System List (available) for Split/Multi-Split

Controller Options/Accessories:



Type	Refrigerant	Indoor unit Wall-mounted				Indoor unit			Cassette					
		Designer Range	Standard Range			Wall-mounted			Compact 4-way flow Range	Circular flow Range				
			ASEH05/07/09/12/14 KJCAL,KJCALB ASYH05/07/09/12/14 KJCA,KJCA-B	ASEH07/09/12/14KMCG,KMCG-B, ASYG07/09/12/14KMCF, ASYG07/09/12/14KMCE	ASEH18/22/24KMTGL	ASEH30/36KMTB	ASEH05/07/09/12KNCA	ASEH07/09/12KLTBL			ASEH18/24KLCBL	ECO Range		
Interfaces	MODBUS® Converter			●						●	UTY-VMSX			
	MODBUS® interface	3-wire RC-line type CN connector type		●							●	FG-RC-MBS1Z1 FG-AC-MBS1Z1		
		IR type			●				●			FG-IR-BMG1Z1		
	KNX® converter			●							●	UTY-VKSX		
	KNX® interface	3-wire RC-line type CN connector type		●								●	FG-RC-KNX1Z1 FG-AC-KNX1Z1	
		IR type			●				●				FG-IR-KNX1Z1	
	WLAN adapter	3-wire RC-line type ³ CN connector type										●	UTY-TFSXJ3	
		USB type ³	●			●			●				Accessory (KJCAL, KJCALB, KETF, KETF-B, KMCG, KMCF) UTY-TFSXH3 (KJCA, KJCA-B, KETE, KETE-B, KMCE)	
		3-wire RC-line type CN connector type			●								●	FG-RC-WIF1Z1 FG-AC-WIF1Z1
		IR type			●				●					FG-IR-WIF1Z1
3-wire RC-line type CN connector type				●									●	FG-RC-WMP1Z1 FG-AC-WMP1Z1
IR type				●				●						FG-IR-WMP1Z1
External switch controller			●									●	UTY-TERX	
Network converter for single-split type	DC power supply type AC power supply type		●										●	UTY-VTGX+UTY-TWRXZ2 or UTY-VTGXV+UTY-TWRXZ2

*1: Available only when the WLAN adapter (UTY-TFSXH3) is removed. *2: Available only when the WLAN adapter (UTY-TFSXJ3) is removed. *3: Consult your dealer for conditions of use.

Controller System List (available) for Split/Multi-Split

Controller Options/Accessories:



Type	Refrigerant	Indoor unit Duct					Indoor unit Duct			Indoor unit		Outdoor unit	
		Low Static Pressure		Medium static pressure		High static pressure	High static pressure			Floor	Ceiling	Single phase	
		Mini	Slim	High-Efficiency & Comfort	Standard	Compact size	Standard	High-Efficiency & Comfort	High-Efficiency / Standard			5/6-unit multi-split	
		ARXG 07/09/12/14/18 KSLAP	ARXG 07/09/12/14/18 KLLAP	ARXH 12/14/18/22/24/30/36/45/54 KMTAP	ARXG22KMLB, ARXG 24/30/36/45 KMLA	ARXG 12/14/18/22/24/30/36/45/54 KHTAP	ARXG45/54KHTB	ARXH60KHTA	ARXH72/90KHTA	AGEG 09/12/14 KVCA	ABEG 18/22/24/30/36/45/54 KRTA	AOEG36KBTAS	
								ARYG60LHTA	ARYG72/90LHTA			AOYG45LBLA6	
Interfaces	MODBUS® Converter	● UTY-VMSX					● UTY-VMSX	● UTY-VMSX (KHTA)	● UTY-VMSX		● UTY-VMSX*2	● UTY-VMSX	
	MODBUS® interface			● FG-RC-MBS1Z1 ● FG-AC-MBS1Z1			● FG-RC-MBS1Z1 ● FG-AC-MBS1Z1	● FG-AC-MBS1Z1	● FG-AC-MBS1Z1	● FG-RC-MBS1Z1 ● FG-AC-MBS1Z1	● FG-AC-MBS1Z1	● FG-RC-MBS1Z1 ● FG-AC-MBS1Z1	
				● FG-IR-BMG1Z1	● FG-IR-BMG1Z1+ UTY-LBTYC	● FG-IR-BMG1Z1+ UTY-LBTYM		● FG-IR-BMG1Z1+ UTY-LBTYM	● FG-IR-BMG1Z1+ UTY-LRHYM(LHTA), UTY-LBTYM(KHTA)	● FG-IR-BMG1Z1+ UTY-LBTYM	● FG-IR-BMG1Z1+ UTY-LRHYM	● FG-IR-BMG1Z1	● FG-IR-BMG1Z1+ UTY-LBTYM
	KNX® converter	● UTY-VKSX					● UTY-VKSX	● UTY-VKSX (KHTA)	● UTY-VKSX		● UTY-VKSX*2	● UTY-VKSX	
	KNX® interface			● FG-RC-KNX1Z1 ● FG-AC-KNX1Z1			● FG-RC-KNX1Z1 ● FG-AC-KNX1Z1	● FG-AC-KNX1Z1	● FG-RC-KNX1Z1	● FG-RC-KNX1Z1 ● FG-AC-KNX1Z1	● FG-AC-KNX1Z1	● FG-RC-KNX1Z1 ● FG-AC-KNX1Z1	
				● FG-IR-KNX1Z1	● FG-IR-KNX1Z1+ UTY-LBTYC	● FG-IR-KNX1Z1+ UTY-LBTYM		● FG-IR-KNX1Z1+ UTY-LBTYM	● FG-IR-KNX1Z1+ UTY-LRHYM(LHTA), UTY-LBTYM(KHTA)	● FG-IR-KNX1Z1+ UTY-LBTYM	● FG-IR-KNX1Z1+ UTY-LRHYM	● FG-IR-KNX1Z1	● FG-IR-KNX1Z1+ UTY-LBTYM
	WLAN adapter			● UTY-TFSXJ3					● UTY-TFSXJ3	● UTY-TFSXJ3 (KHTA)	● UTY-TFSXJ3		
				● FG-RC-WIF1Z2 ● FG-AC-WIF1Z1				● FG-RC-WIF1Z2 ● FG-AC-WIF1Z1	● FG-AC-WIF1Z1	● FG-RC-WIF1Z2	● FG-RC-WIF1Z2 ● FG-AC-WIF1Z1	● FG-AC-WIF1Z1	● FG-RC-WIF1Z2 ● FG-AC-WIF1Z1
				● FG-IR-WIF1Z1	● FG-IR-WIF1Z1+ UTY-LBTYC	● FG-IR-WIF1Z1+ UTY-LBTYM		● FG-IR-WIF1Z1+ UTY-LBTYM	● FG-IR-WIF1Z1+ UTY-LRHYM(LHTA), UTY-LBTYM(KHTA)	● FG-IR-WIF1Z1+ UTY-LBTYM	● FG-IR-WIF1Z1+ UTY-LRHYM	● FG-IR-WIF1Z1	● FG-IR-WIF1Z1+ UTY-LBTYM
				● FG-RC-WMP1Z1 ● FG-AC-WMP1Z1				● FG-RC-WMP1Z1 ● FG-AC-WMP1Z1	● FG-AC-WMP1Z1	● FG-RC-WMP1Z1	● FG-RC-WMP1Z1 ● FG-AC-WMP1Z1	● FG-AC-WMP1Z1	● FG-RC-WMP1Z1 ● FG-AC-WMP1Z1
				● FG-IR-WMP1Z1	● FG-IR-WMP1Z1+ UTY-LBTYC	● FG-IR-WMP1Z1+ UTY-LBTYM		● FG-IR-WMP1Z1+ UTY-LBTYM	● FG-IR-WMP1Z1+ UTY-LRHYM(LHTA), UTY-LBTYM(KHTA)	● FG-IR-WMP1Z1+ UTY-LBTYM	● FG-IR-WMP1Z1+ UTY-LRHYM	● FG-IR-WMP1Z1	● FG-IR-WMP1Z1+ UTY-LBTYM
External switch controller	● UTY-TERX					● UTY-TERX	● UTY-TERX (KHTA)	● UTY-TERX		● UTY-TERX+ UTY-TWRXZ3	● UTY-TERX		
Network converter for single-split type			● UTY-VTGX ● UTY-VTGXV					● UTY-VTGX ● UTY-VTGXV		● UTY-VTGX+ UTY-TWRXZ3 ● UTY-VTGXV+ UTY-TWRXZ3	● UTY-VTGX ● UTY-VTGXV		

*1: Available only when the WLAN adapter (UTY-TFSXH3) is removed. *2: Available only when the WLAN adapter (UTY-TFSXJ3) is removed. *3: Consult your dealer for conditions of use.

Controller System List (available) for VRF

Controller Options:



Type	Refrigerant	Indoor unit Cassette						Indoor unit Duct					
		1-way Flow	Compact type	Circular Flow Range				Low static pressure		Medium static pressure		High static pressure	
				High Efficiency	Slim type	Slim type / High Efficiency	Large type	Mini Duct	Slim Duct	Slim Duct High Efficiency	Standard	High Efficiency	Standard
		AUXV 004/005/007/009/ 012/014/018/024 HLBH	AUXB 004/005/007/ 009/012/014/018 HLAH,HLBH	AUXN 009/012/014 HLAH	AUXM 009/012/014/ 018/024/030 HLBH	AUXN 018HLBH	AUXK 018/024/030/ 034/036/045/ 054HLBH	ARXK 004/005/007/009/ 012/014/018/024 HLBH	ARXD 004/005/007/009/ 012/014/018/024 HLBH	ARXP 009/012/014 HLAH	ARXL 007/009/012/014/ 018/024/030/036/ 045HTBH	ARXP 018/030HTBH	ARXC 036/045/060 072/090/096 HTBH
Wired remote controller		● UTY-RVRY						● UTY-RVRY					
		● UTY-RNRYZ6						● UTY-RNRYZ6					
		● UTY-RLRY						● UTY-RLRY					
		● UTY-RCRYZ1						● UTY-RCRYZ1					
Simple remote controller		● UTY-RSRYZ1 UTY-RHRYZ1						● UTY-RSRYZ1 UTY-RHRYZ1					
Wireless remote controller	 UTY-LNVY UTY-LNHY UTY-LNXY	● UTY-LNVY UTY-LNHY UTY-LNXY						● UTY-LNVY UTY-LNHY UTY-LNXY					
IR receiver unit		● UTY-TRHX					● UTY-LBHXD		● UTY-TRHX			● UTY-TRHX	
Central remote controller		● UTY-DCGYZ4						● UTY-DCGYZ4					
Touch panel controller		● UTY-DTGYZ1 UTY-DTGYZ2						● UTY-DTGYZ1 UTY-DTGYZ2					
System controller, System controller Lite		● UTY-APGXZ1, UTY-ALGXZ1						● UTY-APGXZ1, UTY-ALGXZ1					

Controller System List (available) for VRF

Controller Options:



Type	Refrigerant	Indoor unit				Indoor unit				
		Floor		Ceiling	Wall-mounted					
		EEV Internal	EEV External		EEV Internal	EEV External	EEV Internal	EEV External	—	
		AGYA 007/009/012/014 HCBH	AGYE 007/009/012/014 HCBH	ABYA 012/014/018/024/ 030/036/045/054 HTBH	ASVA 004/005/007/009/012/014/018 HTBH	ASVE 004/005/007/009/012/014/018 HTBH	ASVA 004/005/007/009/012/014 HCAH	ASVE 004/005/007/009/012/014 HCAH	ASVB 018/024/030/034 HTBH	
Wired remote controller			● UTY-RVRY				● UTY-RVRY			
			● UTY-RNRYZ6				● UTY-RNRYZ6			
			● UTY-RLRY				● UTY-RLRY			
			● UTY-RCRYZ1				● UTY-RCRYZ1			
Simple remote controller			● UTY-RSRYZ1 UTY-RHRYZ1				● UTY-RSRYZ1 UTY-RHRYZ1			
Wireless remote controller	 UTY-LNVY UTY-LNHY UTY-LNXY		● UTY-LNVY UTY-LNHY UTY-LNXY				● UTY-LNVY UTY-LNHY UTY-LNXY			
IR receiver unit				● UTY-TRHXH						
Central remote controller			● UTY-DCGYZ4				● UTY-DCGYZ4			
Touch panel controller			● UTY-DTGYZ1 UTY-DTGYZ2				● UTY-DTGYZ1 UTY-DTGYZ2			
System controller, System controller Lite			● UTY-APGXZ1, UTY-ALGXZ1				● UTY-APGXZ1, UTY-ALGXZ1			

Controller System List (available) for VRF

Controller Options:



Type	Refrigerant	Indoor unit						Indoor unit					
		Cassette						Duct					
		1-way Flow	Compact type	Circular Flow Range			Mini Duct	Low static pressure		Medium static pressure		High static pressure	
		High Efficiency	Slim type	Slim type / High Efficiency	Large type		Slim Duct	Slim Duct	High Efficiency	Standard	High Efficiency	Standard	
		AUXV 004/005/007/009/ 012/014/018/024 HLBH	AUXB 004/005/007/ 009/012/014/018 HLAH,HLBH	AUXN 009/012/014 HLAH	AUXM 009/012/014/ 018/024/030 HLBH	AUXN 018HLBH	AUXK 018/024/030/ 034/036/045/ 054HLBH	ARXK 004/005/007/009/ 012/014/018/024 HLBH	ARXD 004/005/007/009/ 012/014/018/024 HLBH	ARXP 009/012/014 HLAH	ARXL 007/009/012/014/ 018/024/030/036/ 045HTBH	ARXP 018/030HTBH	ARXC 036/045/060 072/090/096 HTBH
Interfaces		● UTY-ABGXZ1, UTY-VBGX						● UTY-ABGXZ1, UTY-VBGX					
	BACnet® gateway 	● FG-AC-BAC1Z1						● FG-AC-BAC1Z1		● FG-AC-BAC1Z1			
	IR type 	● FG-IR-BMG1Z1+ UTY-TRHX	● FG-IR-BMG1Z1	● FG-IR-BMG1Z1+UTY-LBHXD			● FG-IR-BMG1Z1+ UTY-TRHX		● FG-IR-BMG1Z1+UTY-TRHX				
Network converter for LonWorks™ 		● UTY-VLGX						● UTY-VLGX					
MODBUS® Converter 		● UTY-VMSX						● UTY-VMSX		● UTY-VMSX			
		● UTY-VMGX FG-TL-MBS16Z1						● UTY-VMGX FG-TL-MBS16Z1					
MODBUS® interface 	3-wire RC-line type	● FG-AC-MBS1Z1						● FG-AC-MBS1Z1		● FG-AC-MBS1Z1			
	IR type 	● FG-IR-BMG1Z1+ UTY-TRHX	● FG-IR-BMG1Z1	● FG-IR-BMG1Z1+UTY-LBHXD			● FG-IR-BMG1Z1+ UTY-TRHX		● FG-IR-BMG1Z1+UTY-TRHX				
KNX® converter 		● UTY-VKSX						● UTY-VKSX		● UTY-VKSX			
		● UTY-VKGX FG-TL-KNX16Z1						● UTY-VKGX FG-TL-KNX16Z1					
KNX® interface 	3-wire RC-line type	● FG-AC-KNX1Z1						● FG-AC-KNX1Z1		● FG-AC-KNX1Z1			
	IR type 	● FG-IR-KNX1Z1+ UTY-TRHX	● FG-IR-KNX1Z1	● FG-IR-KNX1Z1+UTY-LBHXD			● FG-IR-KNX1Z1+ UTY-TRHX		● FG-IR-KNX1Z1+UTY-TRHX				
WLAN adapter 	CN connector type ^{*)} 	● UTY-TFSXJ3						● UTY-TFSXJ3		● UTY-TFSXJ3			
	3-wire RC-line type	● FG-AC-WIF1Z1						● FG-AC-WIF1Z1		● FG-AC-WIF1Z1			
	IR type 	● FG-IR-WIF1Z1+ UTY-TRHX	● FG-IR-WIF1Z1	● FG-IR-WIF1Z1+UTY-LBHXD			● FG-IR-WIF1Z1+ UTY-TRHX		● FG-IR-WIF1Z1+UTY-TRHX				
	3-wire RC-line type	● FG-AC-WMP1Z1						● FG-AC-WMP1Z1		● FG-AC-WMP1Z1			
	IR type 	● FG-IR-WMP1Z1+ UTY-TRHX	● FG-IR-WMP1Z1	● FG-IR-WMP1Z1+UTY-LBHXD			● FG-IR-WMP1Z1+ UTY-TRHX		● FG-IR-WMP1Z1+UTY-TRHX				
External switch controller 		● UTY-TERX						● UTY-TERX					

Controller System List (available) for VRF

Controller Options:



Type	Refrigerant	Indoor unit				Indoor unit Wall-mounted					
		Floor		Ceiling	—	—	—	—	—		
		EEV Internal	EEV External							EEV Internal	EEV External
		AGYA 007/009/012/014 HCBH	AGYE 007/009/012/014 HCBH	ABYA 012/014/018/024/ 030/036/045/054 HTBH	ASYA 004/005/007/009/012/014/018 HTBH	ASYE 004/005/007/009/012/014/018 HTBH	ASYA 004/005/007/009/012/014 HCAH	ASYE 004/005/007/009/012/014 HCAH	ASYB 018/024/030/034 HTBH		
Interfaces		● UTY-ABGXZ1, UTY-VBGX				● UTY-ABGXZ1, UTY-VBGX					
	BACnet® gateway		● FG-AC-BAC1Z1				● FG-AC-BAC1Z1				
			● FG-IR-BMG1Z1				● FG-IR-BMG1Z1				
	Network converter for LonWorks™		● UTY-VLGX				● UTY-VLGX				
	MODBUS® Converter		● UTY-VMSX				● UTY-VMSX				
			● UTY-VMGX FG-TL-MBS16Z1				● UTY-VMGX FG-TL-MBS16Z1				
	MODBUS® interface		● FG-AC-MBS1Z1				● FG-AC-MBS1Z1				
			● FG-IR-BMG1Z1				● FG-IR-BMG1Z1				
	KNX® converter		● UTY-VKSX				● UTY-VKSX				
			● UTY-VKGX FG-TL-KNX16Z1				● UTY-VKGX FG-TL-KNX16Z1				
KNX® interface		● FG-AC-KNX1Z1				● FG-AC-KNX1Z1					
		● FG-IR-KNX1Z1				● FG-IR-KNX1Z1					
WLAN adapter		● UTY-TFSXJ3				● UTY-TFSXJ3					
		● FG-AC-WIF1Z1				● FG-AC-WIF1Z1					
		● FG-IR-WIF1Z1				● FG-IR-WIF1Z1					
		● FG-AC-WMP1Z1				● FG-AC-WMP1Z1					
		● FG-IR-WMP1Z1				● FG-IR-WMP1Z1					
External switch controller		● UTY-TERX				● UTY-TERX					

Controller System List (available) for VRF

Controller Options:



Type	Refrigerant	Indoor unit					Indoor unit				
		Cassette					Duct				
		1-way Flow	3D flow	Compact type	Circular Flow Range		Mini Duct	Low static pressure Slim Duct		High Efficiency	Medium static pressure Standard
	AUXV 004/007/009/ 012/014/018/ 024GLEH	AUXS 018/024GLEH	AUXB 004/007/009/ 012/014/018/ 024GLEH	Slim type AUXM 018/024/030 GLEH	Large type AUXK 018/024/030/ 034/036/045/ 054GLEH	ARXK 004/007/009/012/ 014/018/024 GLGH	ARXD04GALH	ARXD 007/009/012/ 014/018/024 GLEH	ARXP 018/030GLFH	ARXA 024/030/036/045 GLEH	ARXC 036/045/060/ 072/090/096 GTEH
Wired remote controller				● UTY-RVRY					● UTY-RVRY		
				● UTY-RNRYZ6					● UTY-RNRYZ6		
				● UTY-RLRY					● UTY-RLRY		
				● UTY-RCRYZ1					● UTY-RCRYZ1		
Simple remote controller				● UTY-RSRYZ1 UTY-RHRYZ1					● UTY-RSRYZ1 UTY-RHRYZ1		
Wireless remote controller	 UTY-LNVY UTY-LNHY UTY-LNXY			● UTY-LNVY UTY-LNHY UTY-LNXY					● UTY-LNVY UTY-LNHY UTY-LNXY		
IR receiver unit		● UTY-TRHX			● UTY-LBHXD		● UTY-TRHX	● UTB-YWC		● UTY-TRHX	
Central remote controller				● UTY-DCGYZ4					● UTY-DCGYZ4		
Touch panel controller				● UTY-DTGYZ1 UTY-DTGYZ2					● UTY-DTGYZ1 UTY-DTGYZ2		
System controller, System controller Lite				● UTY-APGXZ1, UTY-ALGXZ1					● UTY-APGXZ1, UTY-ALGXZ1		

Controller System List (available) for VRF

Controller Options:



Type	Refrigerant	Indoor unit				Indoor unit					
		Floor		Ceiling/ Floor	Ceiling	Wall-mounted					
		EEV Internal	EEV External			EEV Internal	EEV External	EEV Internal	EEV External	EEV Internal	EEV Internal
		AGYA 004/007/009/012/014 GCGH	AGYE 004/007/009/012/014 GCEH	ABYA 012/014/018/024 GTEH	ABYA 030/036/045/054 GTEH	ASYA 004/007/009 GCGH	ASYE 004/007/009 GCEH	ASYA012/014GCGH	ASYE012/014GCEH	ASYA18/24GBCH	ASYA030/034GTEH
Wired remote controller			● UTY-RVRY					● UTY-RVRY			
			● UTY-RNRYZ6					● UTY-RNRYZ6			
			● UTY-RLRY					● UTY-RLRY			
			● UTY-RCRYZ1					● UTY-RCRYZ1			
Simple remote controller			● UTY-RSRYZ1 UTY-RHRYZ1					● UTY-RSRYZ1 UTY-RHRYZ1			
Wireless remote controller	 UTY-LNVY UTY-LNHY UTY-LNXY		● UTY-LNVY UTY-LNHY UTY-LNXY					● UTY-LNVY UTY-LNHY UTY-LNXY			
IR receiver unit											
Central remote controller			● UTY-DCGYZ4					● UTY-DCGYZ4			
Touch panel controller			● UTY-DTGYZ1 UTY-DTGYZ2					● UTY-DTGYZ1 UTY-DTGYZ2			
System controller, System controller Lite			● UTY-APGXZ1, UTY-ALGXZ1					● UTY-APGXZ1, UTY-ALGXZ1			

Controller System List (available) for VRF

Controller Options:



Type	Refrigerant	Indoor unit					Indoor unit					
		Cassette					Duct					
		1-way Flow	3D flow	Compact type	Circular Flow Range		Mini Duct	Slim Duct		High Efficiency	Medium static pressure	High static pressure
	AUXV 004/007/009/ 012/014/018/ 024GLEH	AUXS 018/024GLEH	AUXB 004/007/009/ 012/014/018/ 024GLEH	Slim type AUXM 018/024/030 GLEH	Large type AUXK 018/024/030/ 034/036/045/ 054GLEH	ARXK 004/007/009/012/ 014/018/024 GLGH	ARXD04GALH	ARXD 007/009/012/ 014/018/024 GLEH	ARXP 018/030GLFH	ARXA 024/030/036/045 GLEH	ARXC 036/045/060/ 072/090/096 GTEH	
Interfaces		● UTY-ABGXZ1, UTY-VBGX					● UTY-ABGXZ1, UTY-VBGX					
		● FG-AC-BAC1Z1					● FG-AC-BAC1Z1					
BACnet® gateway		● FG-AC-BAC1Z1					● FG-AC-BAC1Z1					
		● FG-IR-BMG1Z1+UTY-TRHX	● FG-IR-BMG1Z1	● FG-IR-BMG1Z1+UTY-LBHDX		● FG-IR-BMG1Z1+ UTY-TRHX	● FG-IR-BMG1Z1+ UTB-YWC	● FG-IR-BMG1Z1+UTY-TRHX		● FG-IR-BMG1Z1+UTY-TRHX		
Network converter for LonWorks™		● UTY-VLGX					● UTY-VLGX					
MODBUS® Converter		● UTY-VMSX					● UTY-VMSX					
		● UTY-VMGX FG-TL-MBS16Z1					● UTY-VMGX FG-TL-MBS16Z1					
MODBUS® interface		● FG-AC-MBS1Z1					● FG-AC-MBS1Z1	● FG-RC-MBS1Z1	● FG-AC-MBS1Z1		● FG-AC-MBS1Z1	
		● FG-IR-BMG1Z1+UTY-TRHX	● FG-IR-BMG1Z1	● FG-IR-BMG1Z1+UTY-LBHDX		● FG-IR-BMG1Z1+ UTY-TRHX	● FG-IR-BMG1Z1+ UTB-YWC	● FG-IR-BMG1Z1+UTY-TRHX		● FG-IR-BMG1Z1+UTY-TRHX		
KNX® converter		● UTY-VKSX					● UTY-VKSX					
		● UTY-VKGX FG-TL-KNX16Z1					● UTY-VKGX FG-TL-KNX16Z1					
KNX® interface		● FG-AC-KNX1Z1					● FG-AC-KNX1Z1	● FG-RC-KNX1Z1	● FG-AC-KNX1Z1		● FG-AC-KNX1Z1	
		● FG-IR-KNX1Z1+UTY-TRHX	● FG-IR-KNX1Z1	● FG-IR-KNX1Z1+UTY-LBHDX		● FG-IR-KNX1Z1+ UTY-TRHX	● FG-IR-KNX1Z1+ UTB-YWC	● FG-IR-KNX1Z1+UTY-TRHX		● FG-IR-KNX1Z1+UTY-TRHX		
WLAN adapter		● UTY-TFSXJ3					● UTY-TFSXJ3					
		● FG-AC-WIF1Z1					● FG-AC-WIF1Z1	● FG-RC-WIF1Z2	● FG-AC-WIF1Z1		● FG-AC-WIF1Z1	
		● FG-IR-WIF1Z1+UTY-TRHX	● FG-IR-WIF1Z1	● FG-IR-WIF1Z1+UTY-LBHDX		● FG-IR-WIF1Z1+ UTY-TRHX	● FG-IR-WIF1Z1+ UTB-YWC	● FG-IR-WIF1Z1+UTY-TRHX		● FG-IR-WIF1Z1+UTY-TRHX		
		● FG-AC-WMP1Z1					● FG-AC-WMP1Z1	● FG-RC-WMP1Z1	● FG-AC-WMP1Z1		● FG-AC-WMP1Z1	
		● FG-IR-WMP1Z1+UTY-TRHX	● FG-IR-WMP1Z1	● FG-IR-WMP1Z1+UTY-LBHDX		● FG-IR-WMP1Z1+ UTY-TRHX	● FG-IR-WMP1Z1+ UTB-YWC	● FG-IR-WMP1Z1+UTY-TRHX		● FG-IR-WMP1Z1+UTY-TRHX		
External switch controller		● UTY-TERX					● UTY-TERX					

Controller System List (available) for VRF

Controller Options:



Type	Refrigerant 	Indoor unit				Indoor unit Wall-mounted					
		Floor		Ceiling/ Floor	Ceiling	EEV Internal	EEV External	EEV Internal	EEV External	EEV Internal	EEV Internal
		EEV Internal	EEV External								
		AGYA 004/007/009/012/014 GCGH	AGYE 004/007/009/012/014 GCEH	ABYA 012/014/018/024 GTEH	ABYA 030/036/045/054 GTEH	AS YA 004/007/009 GCGH	AS YE 004/007/009 GCEH	AS YA012/014GCGH	AS YE012/014GCEH	AS YA18/24GBCH	AS YA030/034GTEH
Interfacing		● UTY-ABGXZ1, UTY-VBGX				● UTY-ABGXZ1, UTY-VBGX					
	 CN connector type	● FG-AC-BAC1Z1				● FG-AC-BAC1Z1					● FG-AC-BAC1Z1
		● FG-IR-BMG1Z1				● FG-IR-BMG1Z1					
Network converter for LonWorks™		● UTY-VLGX				● UTY-VLGX					
MODBUS® Converter		● UTY-VMSX				● UTY-VMSX					● UTY-VMSX
		● UTY-VMGX FG-TL-MBS16Z1				● UTY-VMGX FG-TL-MBS16Z1					
MODBUS® interface		● FG-AC-MBS1Z1				● FG-AC-MBS1Z1				● FG-RC-MBS1Z1	● FG-AC-MBS1Z1
		● FG-IR-BMG1Z1				● FG-IR-BMG1Z1					
KNX® converter		● UTY-VKSX				● UTY-VKSX					● UTY-VKSX
		● UTY-VKGX FG-TL-KNX16Z1				● UTY-VKGX FG-TL-KNX16Z1					
KNX® interface		● FG-AC-KNX1Z1				● FG-AC-KNX1Z1				● FG-RC-KNX1Z1	● FG-AC-KNX1Z1
		● FG-IR-KNX1Z1				● FG-IR-KNX1Z1					
WLAN adapter		● UTY-TFSXJ3				● UTY-TFSXJ3					● UTY-TFSXJ3
		● FG-AC-WIF1Z1				● FG-AC-WIF1Z1				● FG-RC-WIF1Z2	● FG-AC-WIF1Z1
		● FG-IR-WIF1Z1				● FG-IR-WIF1Z1					
		● FG-AC-WMP1Z1				● FG-AC-WMP1Z1				● FG-AC-WMP1Z1	● FG-AC-WMP1Z1
		● FG-IR-WMP1Z1				● FG-IR-WMP1Z1					
External switch controller		● UTY-TERX				● UTY-TERX					

Optional Parts Overview


For Split & Multi-split, VRF

A variety of optional parts are available to enable installation of the selected indoor unit properly according to the environment.


Optional Parts For Cassette



Occupancy sensor kit
A built-in thermo sensor monitors and controls room temperature accurately.



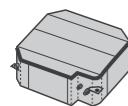
Cassette grille
A lineup of cassette grilles that match a variety of interiors. A grid ceiling-type cassette grille has been added to the lineup.



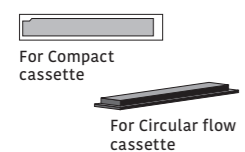
Silver ion filter
The Silver ion filter helps to keep indoor air free from viruses, bacteria and molds.*



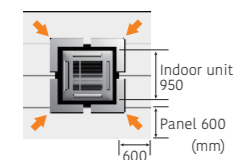
Fresh air intake kit
Fresh air can be taken in by a fan connected to an external control unit.



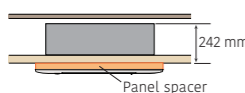
Insulation kit for high humidity
Insulation kit for high humidity is used when the installation location is in a high humidity environment.



Air outlet shutter plate
Airflow directions can be changed to 3 directions using the Air outlet shutter plate depending on the installation location.



Wide Panel
When a cassette type is installed in a narrow space in the ceiling, the wide panel fills in that space.




Panel spacer
If the ceiling space is tight and the main body protrudes from the ceiling surface, a panel spacer can be used as a decorative trim.

Optional Parts For VRF (Heat pump / Modular type)



Pressure sensor kit
When installed, the height difference between the outdoor unit and indoor unit can be allowed up to 110 m.



Optional Parts For R32 VRF products

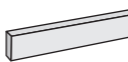


Gas Sensor kit
Used to ensure standards compliance and safety when R32 VRF products are installed.



Expansion kit
Connect to indoor units to expand the number of inputs and outputs when using multiple safety devices or external input / output functions.

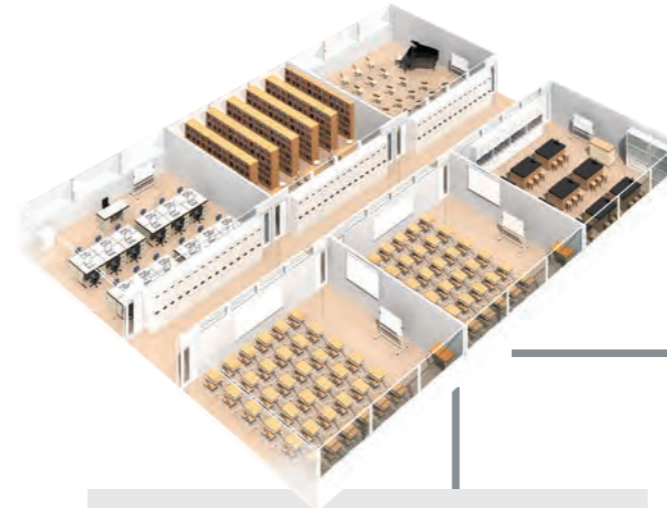
Optional Parts For Floor



Half concealed kit
Used to half conceal a floor type indoor unit in the wall.




Silver ion filter
The Silver ion filter helps to keep indoor air free from viruses, bacteria and molds.*




Optional Parts For Common



Remote sensor unit
Detects the room temperature around the sensor. Used to construct systems that improve comfort. (See the options list for compatible devices.)



External connect kit & set
Connect the printed circuit board (PCB) to external devices.



Connection Units
Connection units are available to separate the pipes when connecting multiple indoor units in a Multi-split type or VRF system.

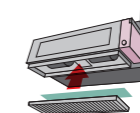


External power supply unit
The External power supply unit protects the increment in the system even if the power supply for some of the indoor units is shut down.

Optional Parts For Duct & Ceiling



Auto louver grille kit
The optional clean-looking flat Auto louver grille blends into any interior and provides a comfortable airflow.




Silver ion filter
The Silver ion filter helps to keep indoor air free from viruses, bacteria and molds.*



Long-life filter
Captures grit and dust. Long-life design with consideration of running costs.



Flange
Flanges are used when connecting a medium static pressure duct type and a ceiling type with air intake and exhaust ducts.



Drain pump unit
Drains water that has accumulated during operation.

Connection Parts



Communication kit
Required for a wall-mounted type when the External connect kit set or a Wired remote controller is connected to the indoor unit.



External input and output PCB
For Wall-mounted, Duct, or Cassette type, these parts are required when the external input and output function is used.



External input and output PCB box & bracket
Box and bracket for installing the External input and output PCB.

*Not a result of experiments in an actual use environment. Silver ion filter inhibits activity or growth of microorganism, but do not prevent infection.

Silver Ion Filter

UTR-FA16-5 / UTR-FA13-3 / UTR-FA03-5 / UTD-HFAA / UTD-HFRA / UTD-HFTA / UTD-HFTB / UTD-HFTC / UTD-HFNC / UTD-HFNB / UTD-HFNA / UTD-HFND / UTD-HFKB / UTD-HFKA



For Wall-mounted / Floor
UTR-FA16-5 / UTR-FA13-3
UTR-FA03-5

For Cassette
UTD-HFAA / UTD-HFRA

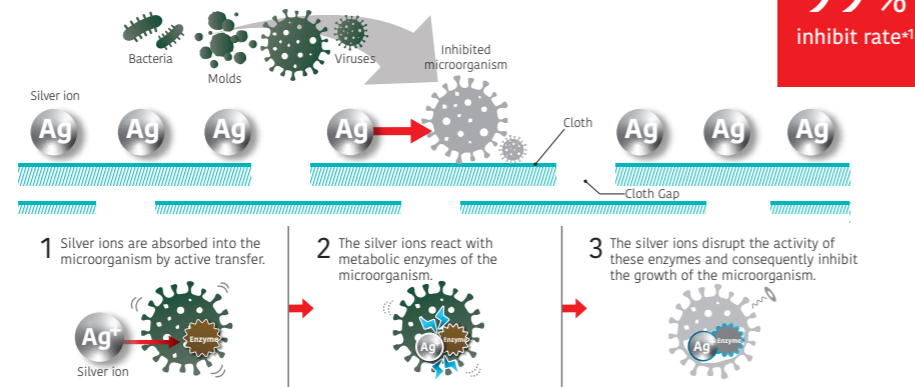
For Duct
UTD-HFTA / UTD-HFTB
UTD-HFTC / UTD-HFNC
UTD-HFNB / UTD-HFNA
UTD-HFND / UTD-HFKB
UTD-HFKA

The Silver Ion Filter Helps to Keep Indoor Air Free from Viruses, Bacteria and Molds.

(Not a result of experiments in an actual use environment. Silver ion filter inhibits activity or growth of microorganism, but do not prevent infection.)

The Silver Ion Filter Inhibits The Activities of Viruses*1, Bacteria*2 and Molds*3 Trapped on the Filter.

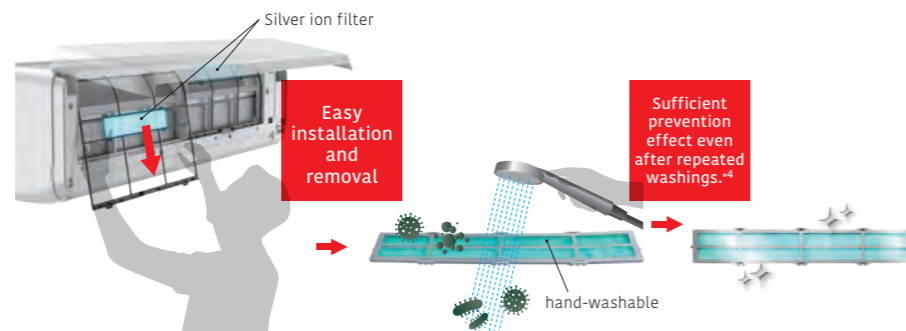
(Only effective when the microorganism is trapped on the filter with dust or droplet)



*1 [Testing organization] Kitasato Research Center for Environmental Science [Test Report] No. 2020_0408 [Test virus] Escherichia coli phage Qbeta NBRC 20012 (1 type) [Test Method] Based on the antiviral test method for textile products (JIS L 1922) [Test results] Inhibited by at least 99% in 24 hours. Not tested to prevent transmission of SARS-CoV-2.
*2 [Testing organization] Kitasato Research Center for Environmental Science [Test Report] No. 2020_0409 [Test bacteria] Escherichia coli NBRC 3972 (1 type) [Test Method] Based on the determination of antibacterial activity and efficacy of textile products (JIS L 1902) [Test results] The growth of the test bacteria was inhibited by 24 hours testing
*3 [Testing organization] Kitasato Research Center for Environmental Science [Test Report] No. 2020_0410 [Test fungi] Aspergillus Niger NBRC 105649 and other fungi (3 types) [Test Method] Based on the test for fungus resistance (JIS Z 2911) [Test results] The growth of the fungus was inhibited by 28 days testing

The Filter is Easily Removable* and Hand-Washable.

(*Wall-mounted and floor models only)



*4 Hand-washing or vacuuming by 3 months is recommended. Cleaning frequency varies depending on the environment of use.

Specifications

Model name	For Wall-mounted / Floor			for Cassette		
	UTR-FA16-5	UTR-FA13-3	UTR-FA03-5	UTD-HFAA	UTD-HFRA	
Net Dimension (H x W x D)	mm	35 x 210 x 6	50 x 364 x 6	43 x 272 x 6	350 x 125 x 6	550 x 136 x 6
Weight	g	2	2	2	7	23
Quantity		2	2	2	1	1

Model name	for Duct									
	UTD-HFTA	UTD-HFTB	UTD-HFTC	UTD-HFNC	UTD-HFNB	UTD-HFNA	UTD-HFND	UTD-HFKB	UTD-HFKA	
Net Dimension (H x W x D)	mm	290 x 70 x 6	390 x 70 x 6	290 x 70 x 6 390 x 70 x 6	620 x 88 x 6	420 x 88 x 6	620 x 88 x 6	500 x 79 x 6	420 x 125 x 6	620 x 108 x 6
Weight	g	6	8	10	8	10	16	12	16	20
Quantity		2	2	3	1	2	2	2	2	2

Auto Louver Grille Kit

UTD-GXTA-W / UTD-GXTB-W / UTD-GXTC-W

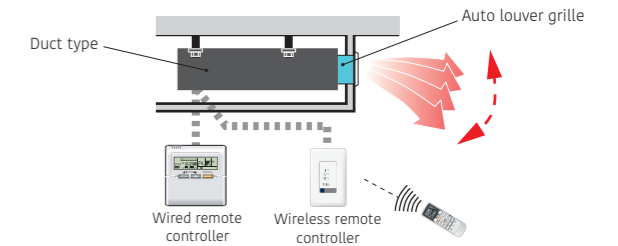


The optional clean-looking flat Auto louver grille kit blends into any interior and provides a comfortable airflow.

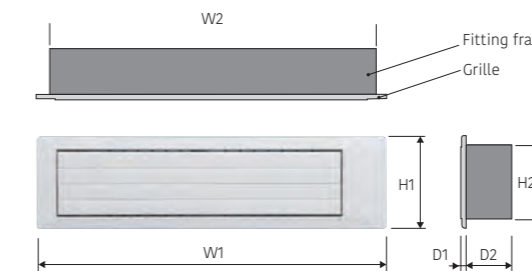


Flexible Control

- The Auto louver grille of the indoor unit can be operated in conjunction with the remote control of the indoor unit.
- Vertical auto swing
- Auto airflow direction and auto swing
- 4 steps selectable
- Auto-closing louver
The louvers will automatically close when the indoor unit stops operating.



Dimensions



Model name	W1	W2	H1	H2	D1	D2
UTD-GXTA-W	683	645	180	148	9	84
UTD-GXTB-W	883	845				
UTD-GXTC-W	1,083	1,045				

Unit: mm

Specifications

Model name	UTD-GXTA-W		UTD-GXTB-W		UTD-GXTC-W		
Applicable indoor unit	Split & Multi-split	ARYG07/09LLTA ARXG07/09/12/14KSLAP ARXG07/09/12/14KLLAP ARYG07/09LSLAP	ARXG18KSLAP ARXG18KLLAP				
	VRF	ARXD007/009/012/014GLEH ARXK004/007/009/012/014GLGH ARXD04GALH ARXD004/005/007/009/012/014HLAH ARXP009/012/014HLAH	ARXD018GLEH ARXD018HLAH ARXK018GLGH		ARXD024GLEH ARXD024HLAH ARXK024GLGH		
Power supply	Connecting with Control box of indoor unit						
Fixing Auto louver grille	Screwed to Flange or Square duct						
Extension Square duct limit	1.0 m (Max. duct length between indoor unit and Auto louver grille)						
Net Dimensions (H x W x D)	mm	180 x 683 x (84 + 9)		180 x 883 x (84 + 9)		180 x 1,083 x (84 + 9)	
Weight	Net	kg (lbs)		2.0 (4.4)		2.5 (5.6)	3.0 (6.7)
Accessories	Fitting Flame, etc.						
Operating range	Cooling	°C		18 to 32			
		% RH		80 % or less			
Operating range	Heating	°C		16 to 30			

Pressure Sensor Kit

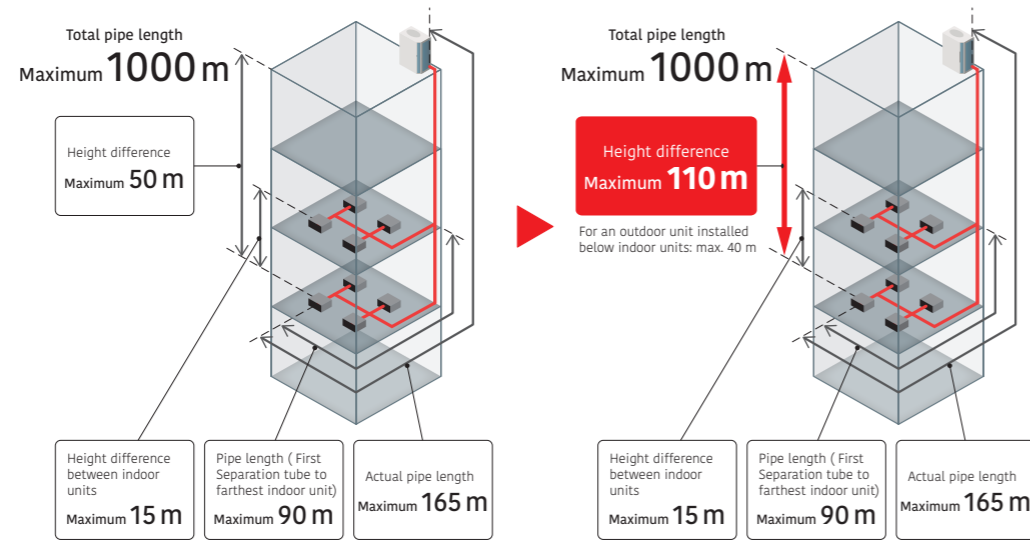
UTY-SPWX



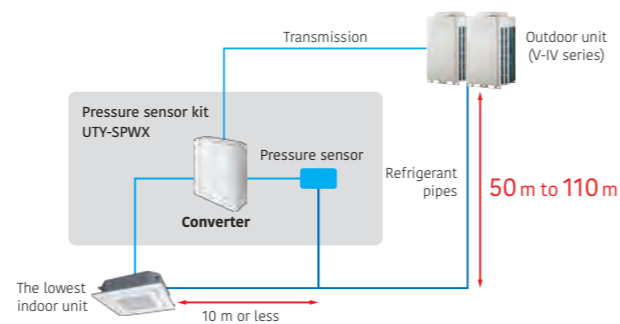
Design Flexibility

The height difference between the outdoor unit and the indoor unit is normally 50 m for the V-IV and VU-V* series, but can be extended to 110 m by installing the Pressure sensor kit. (Can only be connected to the V-IV and VU-V* series. Also, it can only be connected to outdoor units using outdoor unit software compatible with the product.)

*Only when using the heat pump.



System Overview



Pressure Sensor Kit

Pressure sensor kit (Converter)	Refrigerant pressure sensor	Joint pipe

Specifications

Model name	UTY-SPWX
Power supply	9 to 16 V DC
Dimensions (H x W x D) (mm)	140 x 117 x 43
Weight (g)	200

External Power Supply Unit

UTZ-GXXA / UTZ-GXXC / UTZ-GXXD

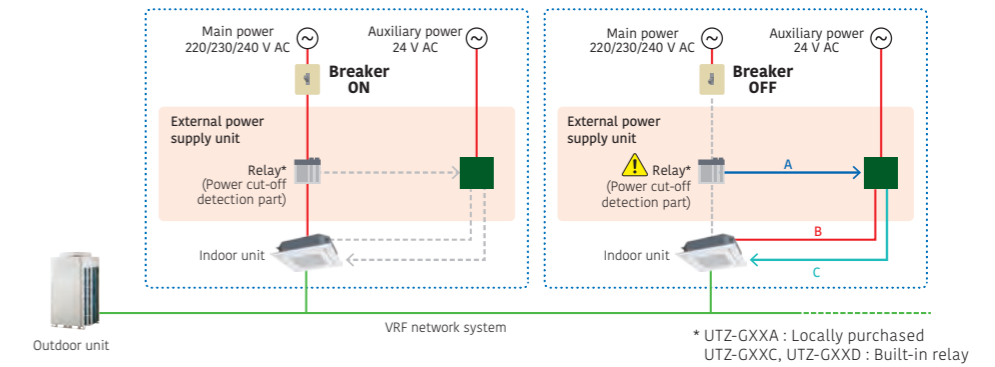


The External Power Supply Unit Protects The Increment in The System Even If The Power Supply for Some of The Indoor Units is Shut Down.

Connects to the External power supply unit to supply power to the indoor unit from the auxiliary power supply. This allows for continuous operation without system errors. Built-in relays reduce installation time and cost. The UTZ-GXXC and UTZ-GXXD have a built-in relay, which reduces installation time and cost.

High Reliability

- A: Interruption of the main power supply is detected by the power cut-off detection part.
- B: Supplies power for driving the expansion valve of the indoor unit.
- C: Gives notification of the power supply from the External power supply unit.



Note

- When changing the power supply voltage to 24 V AC, use a power transformer with an insulated structure that complies with the regulations* of the installation region.
- A powered-off indoor unit driven by the External power supply unit is treated in the same way as an operation-off unit in the electricity charge appointment function. If standby power is generated, the result of the electricity charge appointment may not be zero.
- The UTZ-GXXD must not be used in areas requiring safety measures.
- For details regarding the design when using the UTZ-GXXD in areas where safety measures are not required, please refer to the technical manual.

* UL Class II or IEC 61558 Class III, for example.

Specifications

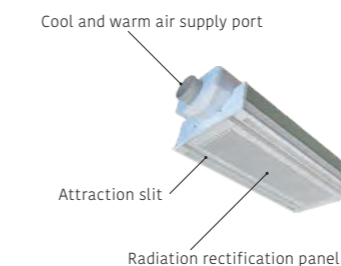
Model name	UTZ-GXXA	UTZ-GXXC	UTZ-GXXD
Power supply	24 V AC 50/60Hz		24 V AC 50/60 Hz
Dimensions (H x W x D) (mm)	203 x 178 x 65		200 x 178 x 97
Weight (g)	500		800

AIR BEAM Radiation Air Outlet Unit

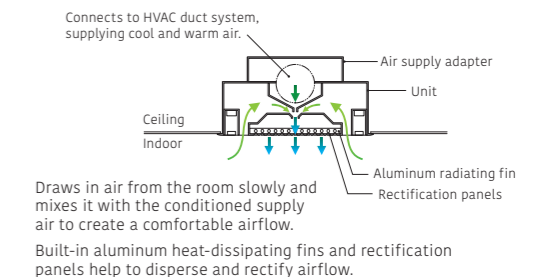
*Production by order
 Contact us for more details.



Key component



Cross-section view



Airflow rate (m ³ /h)	180 (160-215)	270 (240-325)
Grid	600 x 2	600 x 3
AIR BEAM For system ceiling (Integrated type)	KS-180	KS-270

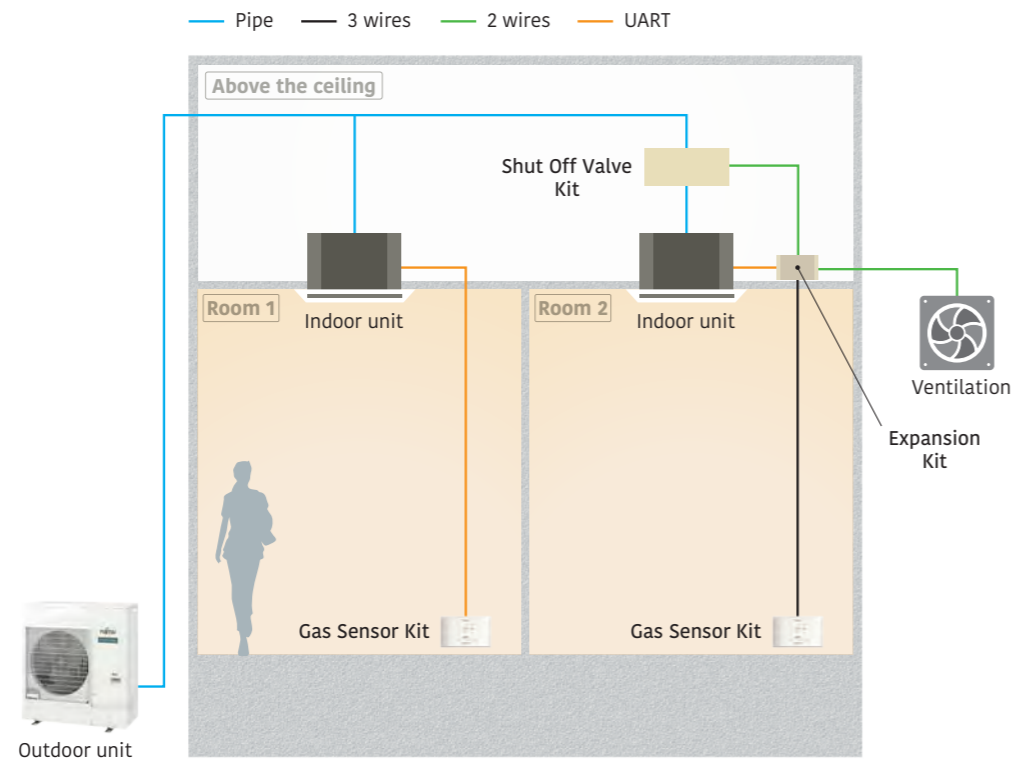
Gas Sensor Kit

UTY-SGZY / UTY-SGZY1




Enhanced Safety measures for R32

The system is designed to meet the environmental safety requirements specified in the IEC 60335 2-40 standard for the use of R32 refrigerant. The environment requiring safety measures is determined by the size of the room in relation to the amount of refrigerant required.




Shut off valve kit
UTP-GX027A, UTP-GX060A
UTP-GX090A

Block the path to prevent refrigerant flow in the event of a refrigerant leakage.



Expansion kit
UTZ-JXXA

Used to ensure standards compliance and safety when R32 VRF products are installed.



Gas sensor kit*
UTY-SGZY / UTY-SGZY1

Used to ensure standards compliance and safety when R32 VRF products are installed.

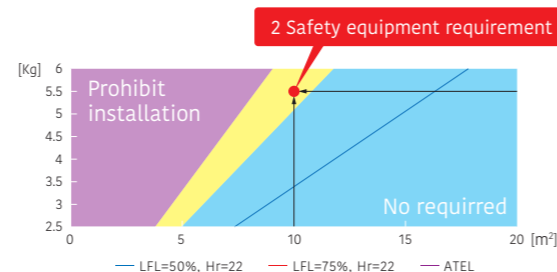
*Direct connection of the gas sensor kit to the indoor unit requires the UTY-XWZXZL connection cable.

Conditions Requiring Safety Measures

When installing R32 VRF products, it is necessary to determine whether safety design is required. Conditions include the amount of refrigerant filled in the product and floor area. For details on how to confirm whether safety design is required, refer to the Design & Technical Manual.

Except lowest underground floor

For example, if a product with a total refrigerant charge of 5.5 kg is installed in a small room of 10 m², two safety devices are required as it falls within the yellow area of the graph.

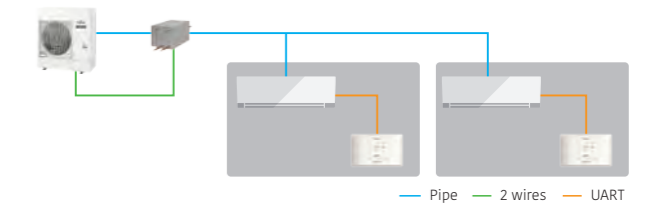


Features: Gas sensor kit

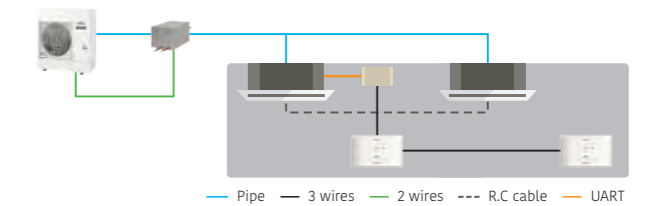
Connection pattern

1) Corresponds to the case where the classification of air conditioner installation differs from property to property.

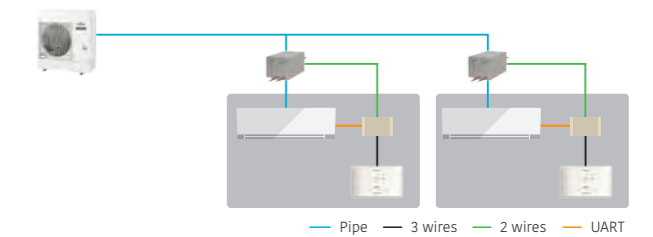
When connecting directly to the indoor unit



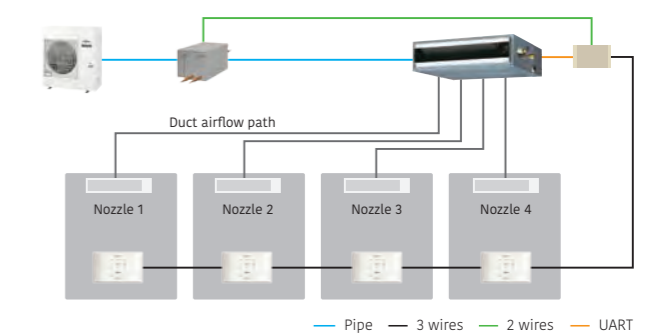
When installing multiple units in the same room



When connecting with the shut-off valve kit



2) Multiple rooms or areas are air conditioned using ducted airflow paths



Specifications

Model name	UTY-SGZY	UTY-SGZY1
Dimensions (H × W × D) (mm)	80 × 130 × 35	
Weight (g)	200	

Optional Parts List for Split/Multi-split



Type	Refrigerant	Indoor unit					Indoor unit			
		Wall-mounted					Wall-mounted		Cassette	
		Designer Range	Standard Range			ECO Range	Compact 4-way flow range	Circular Flow Range		
		ASEH05/07/09/12/14 KJCAL, KJCALB ASYH05/07/09/12/14 KJCA, KJCA-B	ASEH07/09/12/14KMCG, KMCG-B, ASYG07/09/12/14KMCF, ASYG07/09/12/14KMCE	ASEH18/22/24KMTGL	ASEH30/36KMTB	ASEH05/07/09/12KNCA	ASEH07/09/12KLTBL	ASEH18/24KLCBL	AUXG 07/09/12/14/18/22/24 KVLA	AUXG 18/22/24/30/36/45/54 KRLB
									AUYG07/09LVLA	
Occupancy sensor kit										● UTY-SHZXC
Remote sensor unit	 The remote sensor provides additional convenience.									
Cassette grille	 UTG-UFYF-W UTG-UKYA-W UTG-UFYD-W UTG-UKYC-W UTG-UKYA-B								● UTG-UFYF-W (KVLA), UTG-UFYD-W (LVLA)	● UTG-UKYA-W, UTG-UKYC-W, UTG-UKYA-B
Auto louver grille kit										
Silver ion filter			● UTR-FA16-5		● UTR-FA13-3		● UTR-FA16-5		● UTD-HFAA	● UTD-HFRA
Long-life filter										
Flange										
Drain pump unit										
Wide Panel	 Indoor unit Panel 600 (mm)									● UTG-AKXA-W
Panel spacer	 E42 mm Panel spacer									● UTG-BKXA-W
Fresh air intake kit	 For Compact cassette For Circular flow cassette								● UTZ-VXAA	● UTZ-VXRA
Air outlet shutter plate	 For Compact cassette For Circular flow cassette								● UTR-YDZB	● UTR-YDZK
Insulation kit for high humidity									● UTZ-KXGC	● UTZ-KXRA
Half concealed kit	 Used to half conceal a floor type indoor unit in the wall.									
L-type piping kit										

Optional Parts List for Split/Multi-split



Type	Refrigerant	Indoor unit						Indoor unit		Floor	Ceiling
		Duct						Duct			
		Low Static Pressure		Medium static pressure		High static pressure		High-Efficiency & Comfort	High-Efficiency / Standard		
		Mini	Slim	High-Efficiency & Comfort	Standard	Compact	High-Efficiency & Comfort				
		ARXG 07/09/12/14/18 KSLAP	ARXG 07/09/12/14/18 KLLAP	ARXH 12/14/18/22/24/ 30/36/45/54 KMTAP	ARXG22KMLB, ARXG 24/30/36/45 KMLA	ARXG 12/14/18/22/24/ 30/36/45/54 KHTAP	ARXG45/54KHTB ARXH60KHTA	ARXH72/90KHTA	AGEG 09/12/14 KVCA	ABEG 18/22/24/ 30/36/45/54 KRTA	
		ARYG07/09LSLAP	ARYG07/09LLTA				ARYG60LHTA	ARYG72/90LHTA			
Occupancy sensor kit											
Remote sensor unit	 The remote sensor provides additional convenience.	● UTY-XSZXZ1						● UTY-XSZXZ1			
Cassette grille											
Auto louver grille kit		● UTD-GXTA-W (07/09/12/14), UTD-GXTB-W (18)	● UTD-GXTA-W (09/12/14) UTD-GXTB-W (18)								
Silver ion filter		● UTD-HFTA (07/09/12/14) UTD-HFTB (18)	● UTD-HFTA (09/12/14) UTD-HFTB (18)	● UTD-HFNC (12/14/18) UTD-HFNB (22/24), UTD-HFNA(30/36/45/54)	● UTD-HFNC (12/14) UTD-HFNB (18/22/24/30) UTD-HFNA (36/45/54)	● UTD-HFND	● UTD-HFKB (45/54)	● UTD-HFKA	● UTR-FA03-5		
Long-life filter				● UTD-LFDC (12/14/18) UTD-LFDB (22/24), UTD-LFDA (30/36/45/54)	● UTD-LFNA (36/45/54) UTD-LFNB (18/22/24/30) UTD-LFNC (12/14)	● UTD-LF25NA	● UTD-LF60KA (45/54)	● UTD-LFKA			
Flange						● UTD-SF045T UTD-RF204					
Drain pump unit						● UTZ-PX1NBA		● UTZ-PX1NAB		● UTR-DPB24T	
Wide Panel											
Panel spacer											
Fresh air intake kit											
Air outlet shutter plate											
Insulation kit for high humidity											
Half concealed kit	 Used to half conceal a floor type indoor unit in the wall.								● UTR-STA		
L-type piping kit										● UTP-FX24A (18/22/24) UTP-FX35A (30/36/45/54)	

*This is an option for the outdoor unit.

Optional Parts List for VRF



Type	Refrigerant	Indoor unit Cassette						Indoor unit Duct						
		1-way Flow	Compact type	Circular Flow Range				Low static pressure			Medium static pressure		High static pressure	
				High Efficiency	Slim type	Slim type / High Efficiency	Large type	Mini Duct	Slim Duct	Slim Duct High Efficiency	Standard	High Efficiency	Standard	
R32		AUXV 004/005/007/009/ 012/014/018/024 HLBH	AUXB 004/005/007/ 009/012/014/018 HLAH,HLBH	AUXN 009/012/014 HLAH	AUXM 009/012/014/ 018/024/030 HLBH	AUXN 018HLBH	AUXK 018/024/030/ 034/036/045/ 054HLBH	ARXK 004/005/007/ 009/012/014/ 018/024 HLBH	ARXD 004/005/007/ 009/012/014/ 018/024 HLBH	ARXP 009/012/014 HLAH	ARXL 007/009/012/ 014/018/024/ 030/036/045 HTBH	ARXP 018/030HTBH	ARXC 036/045/060 HTBH	ARXC 072/090/096 HTBH
Occupancy sensor kit							● UTY-SHZXC							
Remote sensor unit							● UTY-XS2XZ1							● UTY-XS2XZ1
Cassette grille		● UTG-UNYC-W (004-012) UTG-UNYD-W (014-024)	● UTG-UFYH-W	● UTG-UFYH-W			● UTG-UKYC-W UTG-UKYA-B							
Auto louver grille kit								● UTD-GXTA-W (004-012) UTD-GXTB-W (014/018) UTD-GXTC-W (024)	● UTD-GXTA-W (004-014) UTD-GXTB-W (018) UTD-GXTC-W (024)	● UTD-GXTA-W				
Silver ion filter			● UTD-HFAA				● UTD-HFRA	● UTD-HFTA (004-012) UTD-HFTB (014/018) UTD-HFTC (024)	● UTD-HFTA(004-014) UTD-HFTB (018) UTD-HFTC (024)	● UTD-HFTA	● UTD-HFNC (007-018) UTD-HFNB (024/030) UTD-HFNA (036/045)	● UTD-HFNA (018/030)	● UTD-HFKB	
Long-life filter											● UTD-LFDC (007-018) UTD-LFDB (024/030) UTD-LFDA (036/045)	● UTD-LFDA (018/030)	● UTD-LF60KA (036)	
Flange														
Drain Pump Unit														
Wide Panel							● UTG-AKXA-W							
Panel spacer							● UTG-BKXA-W							
Fresh air intake kit			● UTZ-VXAA				● UTZ-VXRA							
Air outlet shutter plate:			● UTR-YDZB				● UTR-YDZK							
Insulation kit for high humidity			● UTZ-KXGC				● UTZ-KXRA							
Half concealed kit														
External power supply unit*1							● UTZ-GXXD							● UTZ-GXXD
Pressure sensor kit														
Gas sensor kit							● UTY-SG2V/UTY-SGYZ1+UTY-XWZXZL*2							● UTY-SG2V/UTY-SGYZ1+UTY-XWZXZL*2
Shut off valve kit							● UTP-GX027A/UTP-GX060A/UTP-GX090A							● UTP-GX027A/UTP-GX060A/UTP-GX090A
Expansion kit							● UTZ-JXXA							● UTZ-JXXA
L-type piping kit														

*1:The UTZ-GXXD is compatible with both R32 model indoor units and R410A model indoor units.
*2:Directly connecting the gas sensor kit to the indoor unit requires the UTY-XWZXZL connection cable.

Optional Parts List for VRF



Type	Refrigerant	Indoor unit			Indoor unit					Outdoor unit		
		Floor		Ceiling	Wall-mounted					J-VS Series	J-VL Series	VU-V Series
		EEV Internal	EEV External		EEV Internal	EEV External	EEV Internal	EEV External	—			
		AGYA 007/009/012/014 HCBH	AGYE 007/009/012/014 HCBH	ABYA 012/014/018/024/ 030/036/045/054 HTBH	ASZA 004/005/007/009/ 012/014/018 HTBH	ASZE 004/005/007/009/ 012/014/018 HTBH	ASZA 004/005/007/ 009/012/014 HCAH	ASZE 004/005/007/ 009/012/014 HCAH	ASZB 018/024/030/034 HTBH	AJY 040/045/054KCTAH, AJY 040/045/054KFTAHA	AJY 072/090/108/ 126/144/162 KELAH	AJY 072/090/108/126/ 144/162/180/198 HALAH
Occupancy sensor kit												
Remote sensor unit				● UTY-XS2XZ1	● UTY-XS2XZ1							
Cassette grille												
Auto louver grille kit												
Silver ion filter		● UTR-FA03-5					● UTR-FA16-5		● UTR-FA13-3			
Long-life filter												
Flange												
Drain Pump Unit				● UTR-DPB24T								
Wide Panel												
Panel spacer												
Fresh air intake kit												
Air outlet shutter plate:												
Insulation kit for high humidity												
Half concealed kit		● UTR-STA										
External power supply unit*1		● UTZ-GXXD			● UTZ-GXXD							
Pressure sensor kit												● UTY-SPWX
Gas sensor kit		● UTY-SGZY/UTY-SGZYZ1+UTY-XWZXZL*2					● UTY-SGZY/UTY-SGZYZ1+UTY-XWZXZL*2					
Shut off valve kit		● UTP-GX027A/UTP-GX060A/UTP-GX090A					● UTP-GX027A/UTP-GX060A/UTP-GX090A					
Expansion kit		● UTZ-JXXA			● UTZ-JXXA							
L-type piping kit				● UTP-FX24A/UTP-FX35A								

*1:The UTZ-GXXD is compatible with both R32 model indoor units and R410A model indoor units.
*2:Directly connecting the gas sensor kit to the indoor unit requires the UTY-XWZXZL connection cable.

Optional Parts List for VRF



Type	Refrigerant	Indoor unit						Indoor unit						
		Cassette						Duct						
		1-way Flow	3D flow	Compact type	Circular Flow Range			Mini Duct	Low static pressure		High Efficiency	Medium static pressure	High static pressure	
					Slim type	Large type			Slim Duct				Standard	Standard
	AUXV 004/007/009/ 012/014/018/ 024GLEH	AUXS 018/024GLEH	AUXB 004/007/009/ 012/014/018/ 024GLEH	AUXM 018/024/030 GLEH	AUXK 018/024/030/ 034/036/045/ 054GLEH		ARXK 004/007/009/ 012/014/018/ 024GLGH	ARXD04GALH	ARXD 007/009/012/ 014/018/024 GLEH	ARXP 018/030GLFH	ARXA 024/030/ 036/045 GLEH	ARXC 036/045/060 GTEH	ARXC 072/090/096 GTEH	
Occupancy sensor kit					● UTY-SHZXC									
Remote sensor unit		● UTY-XSZXZ1						● UTY-XSZXZ1						
Cassette grille		● UTG-UNYA-W (004-012) UTG-UNYB-W (014-024)	● UTG-USYA-W	● UTG-UFYE-W UTG-UFYC-W	● UTG-UKYC-W UTG-UKYA-B									
Auto louver grille kit							● UTD-GXTA-W (004-014) UTD-GXTB-W (018) UTD-GXTC-W (024)	● UTD-GXTA-W (04)	● UTD-GXTA-W (007-014) UTD-GXTB-W (018) UTD-GXTC-W (024)					
Silver ion filter				● UTD-HFAA	● UTD-HFRA			● UTD-HFTA (004-014) UTD-HFTB (018) UTD-HFTC (024)	● UTD-HFTA	● UTD-HFTA(007-014) UTD-HFTB (018) UTD-HFTC (024)	● UTD-HFND	● UTD-HFND	● UTD-HFKB	
Long-life filter											● UTD-LF25NA	● UTD-LF25NA	● UTD-LF60KA	
Flange											● UTD-SF045T UTD-RF204	● UTD-SF045T UTD-RF204		
Drain Pump Unit											● UTZ-PXINBA	● UTZ-PXINBA		
Wide Panel					● UTG-AKXA-W									
Panel spacer					● UTG-BKXA-W									
Fresh air intake kit				● UTZ-VXAA	● UTZ-VXRA									
Air outlet shutter plate:				● UTR-YDZB	● UTR-YDZK									
Insulation kit for high humidity				● UTZ-KXGC	● UTZ-KXRA									
Half concealed kit														
External power supply unit*1		● UTZ-GXXA UTZ-GXXC UTZ-GXXD						● UTZ-GXXA UTZ-GXXC UTZ-GXXD						
Pressure sensor kit														
Gas sensor kit														
Shut off valve kit														
Expansion kit														

*1:The UTZ-GXXD is compatible with both R32 model indoor units and R410A model indoor units.

Optional Parts List for VRF



Type	Refrigerant	Indoor unit				Indoor unit Wall-mounted				Outdoor unit
		Floor		Floor/Ceiling	Ceiling	EEV Internal	EEV External	EEV Internal	EEV Internal	V-IV series
		EEV Internal	EEV External							
		AGYA 004/007/009/012/014 GCGH	AGYE 004/007/009/012/014 GCEH	ABYA 012/014/018/024 GTEH	ABYA 030/036/045/054 GTEH	ASYA 004/007/009/012/014 GCGH	ASYE 004/007/009/012/014 GCEH	ASYA18/24GBCH	ASYA030/034GTEH	AJY 072/090/108/ 126/144/162 LALDH
Occupancy sensor kit										
Remote sensor unit				● UTY-XSZXZ1		● UTY-XSZXZ1				
Cassette grille										
Auto louver grille kit										
Silver ion filter		● UTR-FA03-5				● UTR-FA16-5		● UTR-FA13-3		
Long-life filter										
Flange					● UTD-RF204					
Drain Pump Unit					● UTR-DPB24T					
Wide Panel										
Panel spacer										
Fresh air intake kit										
Air outlet shutter plate:										
Insulation kit for high humidity										
Half concealed kit		● UTR-STA								
External power supply unit*1			● UTZ-GXXA UTZ-GXXC UTZ-GXXD			● UTZ-GXXA UTZ-GXXC UTZ-GXXD				
Pressure sensor kit										● UTY-SPWX
Gas sensor kit										
Shut off valve kit										
Expansion kit										

*1:The UTZ-GXXD is compatible with both R32 model indoor units and R410A model indoor units.

Function List for Split/Multi-Split



External input and output function/External connect kit/communication kit

Type	Refrigerant	Indoor unit Wall-mounted				Indoor unit					
		Designer Range	Standard Range			Wall-mounted		Cassette			
			ASEH 05/07/09/12/14 KJCAL, KJCALB ASYH 05/07/09/12/14 KJCA, KJCA-B	ASEH 07/09/12/14 KMCG, KMCG-B, ASYG07/09/12/14KMCF, ASYG07/09/12/14KMCE	ASEH 18/22/24 KMTGL	ASEH30/36KMTB	ASEH 07/09/12 KNCA	ASEH 07/09/12 KLTL	ASEH18/24KLCBL	Compact 4-way flow Range	
AUXG 09/12/14/18/22/24 KVL	AUXG07KVLA	AUXG 18/22/24/30/36/45/54 KRLB	AUYG07/09LVLA								
Input	Operation/Stop		● UTY-XWZX or ○ UTY-XCSXZ2+ UTY-XWZXZ5						● PCB Terminal or ○ UTY-XCSX+UTZ-GXRA	● PCB Terminal	● PCB Terminal or ○ UTY-XCSX+UTZ-GXRA
	Forced stop		● UTY-XWZX or ○ UTY-XCSXZ2+ UTY-XWZXZ5						● PCB Terminal	● PCB Terminal	● PCB Terminal
	Forced Thermostat off		●○ UTY-XCSXZ2+ UTY-XWZXZ5						●○ UTY-XCSX+UTZ-GXRA		●○ UTY-XCSX+UTZ-GXRA
	Low noise mode operation										
	Outdoor unit operation peak control										
Output	Operation status		● UTY-XWZX or ○ UTY-XCSXZ2+ UTY-XWZXZ5						● UTY-XWZXZG or ○ UTY-XCSX+UTZ-GXRA	● UTY-XWZXZG	● UTY-XWZXZG or ○ UTY-XCSX+UTZ-GXRA
	Error status		● UTY-XWZX or ○ UTY-XCSXZ2+ UTY-XWZXZ5						● UTY-XWZXZG or ○ UTY-XCSX+UTZ-GXRA		● UTY-XWZXZG or ○ UTY-XCSX+UTZ-GXRA
	Compressor status										
	Indoor unit fan operation status		● UTY-XWZX or ○ UTY-XCSXZ2+ UTY-XWZXZ5						● UTY-XWZXZG or ○ UTY-XCSX+UTZ-GXRA	● UTY-XWZXZG	● UTY-XWZXZG or ○ UTY-XCSX+UTZ-GXRA
	Setpoint attainment status										
	Auxiliary heater output								● UTY-XWZXZG or ○ UTY-XCSX+UTZ-GXRA		● UTY-XWZXZG or ○ UTY-XCSX+UTZ-GXRA

●: Dry Contact ○: Apply Voltage

For SPLIT/MULTI-SPLIT/SIMULTANEOUS MULTI-SPLIT

Communication kit UTY-TWRXZ3 UTY-TWRXZ2		External input and output PCB UTY-XCSXZ1 (wire length 280 mm) UTY-XCSXZ2 (wire length 80 mm) for Wall-mounted type UTY-XCSX for Duct and Cassette types		External input and output PCB box UTZ-GXDA (for Duct) UTZ-GXRA (for Cassette) UTZ-GXEA (for Duct /Ceiling)			External input and output PCB bracket UTZ-GXNA
--	--	---	--	--	--	--	--

Function List for Split/Multi-Split



External input and output function/External connect kit/communication kit

Type	Refrigerant	Indoor unit										Outdoor unit			
		Duct					Duct					Floor	Ceiling	Outdoor unit	
		Low Static Pressure		Medium static pressure		High static pressure	High static pressure			High-Efficiency	Standard				
		Mini	Slim	High-Efficiency & Comfort	Standard	Compact size	Standard / High Efficiency & Comfort								
	R32	ARXG 07/09/12/14/18 KSLAP	ARXG 07/09/12/14/18 KLLAP	ARXH 12/14/18/22/24/ 30/36/45/54 KMTAP	ARXG22KMLB, ARXG 24/30/36/45 KMLA	ARXG 12/14/18/22/24/ 30/36/45/54 KHTAP	ARXG45/54KHTB ARXH60KHTA		ARXH 60/72/90 KHTA		AGEG 09/12/14 KVCA	ABEG 18/22/24/30/ 36/45/54 KRTA	AOEH 60/72/90 KRTA	AOEG 36/45/54 KBTB, AOEG 36/45/54/72/90 KRTA	
	R410A	ARYG 07/09LSLAP								ARYG60LHTA		ARYG 72/90LHTA		AOYG60LATT	AOYG 72/90LRLA
Input	Operation/Stop	● PCB Terminal	● UTD-ECS5A	● PCB Terminal or ○ UTY-XCSX+ UTZ-GXDA	● PCB Terminal	● PCB Terminal or ○ UTY-XCSX+ UTZ-GXNA	● PCB Terminal or ○ UTY-XCSX+ UTZ-GXEA	● UTD-ECS5A	● PCB Terminal or ○ UTY-XCSX+ UTZ-GXNA	● PCB Terminal or ○ UTY-XCSX	● UTY-XWZXZ5	● PCB Terminal or ○ UTY-XCSX+ UTZ-GXEA			
	Forced stop	● PCB Terminal	● UTD-ECS5A		● PCB Terminal		● PCB Terminal	● UTD-ECS5A	● PCB Terminal		● UTY-XWZXZ5	● PCB Terminal			
	Forced Thermostat off			●○ UTY-XCSX+ UTZ-GXDA		●○ UTY-XCSX+ UTZ-GXNA		● UTY-XCSX+ UTZ-GXEA	● UTD-ECS5A	●○ UTY-XCSX+ UTZ-GXNA	● UTY-XCSX	● UTY-XWZXZ5	● UTY-XCSX+ UTZ-GXEA		
	Low noise mode operation												● UTY-XWZXZ2	● UTY-XWZXZ3	
	Outdoor unit operation peak control												● UTY-XWZXZ2	● UTY-XWZXZ3	
Output	Operation status	● UTY-XWZXZG	● UTD-ECS5A	● UTY-XWZXZG or ○ UTY-XCSX+ UTZ-GXDA	● UTY-XWZXZG	● UTY-XWZXZG or ○ UTY-XCSX+ UTZ-GXNA	● UTY-XWZXZG or ○ UTY-XCSX+ UTZ-GXEA	○ UTD-ECS5A	● UTY-XWZXZG or ○ UTY-XCSX+ UTZ-GXNA	● UTY-XWZXZG or ○ UTY-XCSX	● UTY-XWZXZ5	● UTY-XWZXZG or ○ UTY-XCSX+ UTZ-GXEA			
	Error status			● UTY-XWZXZG or ○ UTY-XCSX+ UTZ-GXDA		● UTY-XWZXZG or ○ UTY-XCSX+ UTZ-GXNA	● UTY-XWZXZG or ○ UTY-XCSX+ UTZ-GXEA		● UTY-XWZXZG or ○ UTY-XCSX+ UTZ-GXNA		● UTY-XWZXZ5	● UTY-XWZXZG or ○ UTY-XCSX+ UTZ-GXEA	● UTY-XWZXZ2	● UTY-XWZXZ3	
	Compressor status												● UTY-XWZXZ2	● UTY-XWZXZ3	
	Indoor unit fan operation status	● UTY-XWZXZG	● UTD-ECS5A	● UTY-XWZXZG or ○ UTY-XCSX+ UTZ-GXDA	● UTY-XWZXZG	● UTY-XWZXZG or ○ UTY-XCSX+ UTZ-GXNA	● UTY-XWZXZG or ○ UTY-XCSX+ UTZ-GXEA	● UTD-ECS5A	● UTY-XWZXZG or ○ UTY-XCSX+ UTZ-GXNA	● UTY-XWZXZG or ○ UTY-XCSX	● UTY-XWZXZ5	● UTY-XWZXZG or ○ UTY-XCSX+ UTZ-GXEA			
	Setpoint attainment status														
	Auxiliary heater output	● UTY-XWZXZG		● UTY-XWZXZG or ○ UTY-XCSX+ UTZ-GXDA	● UTY-XWZXZG	● UTY-XWZXZG or ○ UTY-XCSX+ UTZ-GXNA	● UTY-XWZXZG or ○ UTY-XCSX+ UTZ-GXEA	● UTD-ECS5A	● UTY-XWZXZG or ○ UTY-XCSX+ UTZ-GXNA	● UTY-XWZXZG or ○ UTY-XCSX		● UTY-XWZXZ5	● UTY-XWZXZG or ○ UTY-XCSX+ UTZ-GXEA		

●: Dry Contact ○: Apply Voltage

Communication system

External connect kit					External control set				
For indoor unit			For outdoor unit		For indoor unit				
UTY-XWZX	UTY-XWZXZ5	UTY-XWZXZG	UTY-XWZXZ2	UTY-XWZXZ3	UTD-ECS5A				

Function List for VRF



External input and output function/External connect kit

Type	Refrigerant	Indoor unit						Indoor unit										
		Cassette						Duct			Medium static pressure			High static pressure		Floor		Ceiling
		One-way flow	Compact type	Compact type	Circular Flow Range			Mini Duct	Slim Duct		Slim Duct	Standard	High Efficiency	Standard	EEV Internal	EEV External		
		High Efficiency	Slim type	Slim type / High Efficiency	Large type				High Efficiency									
		AUXV 004/005/007/009/ 012/014/018/024 HLBH	AUXB 004/005/ 007/009/ 012/014/018 HLAH,HLBH	AUXN 009/012/014 HLAH	AUXM 009/012/014/ 018/024/030 HLBH	AUXN 018HLBH	AUXK 018/024/030/ 034/036/045/ 054HLBH	ARXK 004/005/007/ 009/012/014/ 018/024 HLBH	ARXD 004/005/007/ 009/012/014/ 018/024 HLBH	ARXP 009/012/014 HLAH		ARXL 007/009/012/ 014/018/024/ 030/036/045 HTBH	ARXP 018/030HTBH	ARXC 036/045/060/ 072/090/096 HTBH	AGYA 007/009/ 012/014 HCBH	AGYE 007/009/ 012/014 HCBH	ABYA 012/014/018/ 024/030/036/ 045/054 HTBH	
Input	Operation/Stop	● UTY-XWZXZM ○ UTZ-JXXA*1						● UTY-XWZXZM ○ UTZ-JXXA*1										
	All On/All Off																	
	Group stop																	
	Forced stop	● UTY-XWZXZM ○ UTZ-JXXA*1						● UTY-XWZXZM ○ UTZ-JXXA*1										
	Emergency stop	● UTY-XWZXZM ○ UTZ-JXXA*1						● UTY-XWZXZM ○ UTZ-JXXA*1										
	Forced thermostat off	● UTY-XWZXZM ○ UTZ-JXXA*1						● UTY-XWZXZM ○ UTZ-JXXA*1										
	Low noise mode operation																	
	Cooling/Heating priority																	
	Outdoor unit operation peak control																	
	Power usage information from electricity meter																	
Output	Operation status	● UTY-XWZXZN						● UTY-XWZXZN										
	Error status	● UTY-XWZXZN						● UTY-XWZXZN										
	Indoor unit fan operation status	● UTY-XWZXZN						● UTY-XWZXZN										
	Auxiliary heater output							● UTY-XWZXZN										
	Base pan heater																	
Safety measure	Ventilation Fan (for R32 models)	● UTZ-JXXA or ● UTY-XWZXZN						● UTZ-JXXA or ● UTY-XWZXZN			● UTZ-JXXA or ● UTY-XWZXZN							
	Alarm out*2 (for R32 models)	● UTZ-JXXA or ● UTY-XWZXZN						● UTZ-JXXA or ● UTY-XWZXZN			● UTZ-JXXA or ● UTY-XWZXZN							

*1: To use the Apply Voltage feature, you will need the Expansion Kit and a locally procured cable.
 *2: When outputting an alarm using locally procured items.

●: Dry Contact ○: Apply Voltage


For VRF

Expansion kit



UTZ-JXXA

Connection Cable



UTY-XWZXZL

Function List for VRF



External input and output function/External connect kit

Type	Refrigerant	Indoor unit					Outdoor unit			controller	Other
		EEV Internal	EEV External	EEV Internal	EEV External	—	J-VS	J-VL	VU-V	Central remote controller	RB unit
		ASYA 004/005/007/009/ 012/014/018 HTBH	ASYE 004/005/007/009/ 012/014/018 HTBH	ASYA 004/005/007/ 009/012/014 HCAH	ASYE 004/005/007/ 009/012/014 HCAH	ASYB 018/024/030/034 HTBH	AJY 040/045/054 KCTAH, AJY 040/045/054 KFTAH	AJY 072/090/108/ 126/144/162 KELAH	AJY 072/090/108/ 126/144/162/ 180/198 HALAH	UTY-DCCYZ4	UTP-RX01GH UTP-RX01HH UTP-RX01JH UTP-RX04HH
Input	Operation/Stop			● UTY-XWZXZM ○ UTZ-JXXA*1							
	All On/All Off									● UTY-XWZXZ7 ○ UTY-XWZXZ8	
	Group stop						● UTY-XWZXZ6				
	Forced stop			● UTY-XWZXZM ○ UTZ-JXXA*1							
	Emergency stop			● UTY-XWZXZM ○ UTZ-JXXA*1				● UTY-XWZXZ6		● UTY-XWZXZ7 ○ UTY-XWZXZ8	
	Forced thermostat off			● UTY-XWZXZM ○ UTZ-JXXA*1							
	Low noise mode operation							● UTY-XWZXZ6			
	Cooling/Heating priority							● UTY-XWZXZ6			● UTY-XWZXZ6 ○ UTY-XWZXZB
	Outdoor unit operation peak control							● UTY-XWZXZ6			
	Power usage information from electricity meter							● UTY-XWZXZF			
Output	Operation status			● UTY-XWZXZN				○ UTY-XWZXZ6		○ UTY-XWZXZA	
	Error status			● UTY-XWZXZN				○ UTY-XWZXZ6		○ UTY-XWZXZA	
	Indoor unit fan operation status			● UTY-XWZXZN							
	Auxiliary heater output										
	Base pan heater						● UTY-XWZXZ9				
Safety measure	Ventilation Fan (for R32 models)			● UTZ-JXXA or ● UTY-XWZXZN							
	Alarm out*2 (for R32 models)			● UTZ-JXXA or ● UTY-XWZXZN							

*1: To use the Apply Voltage feature, you will need the Expansion Kit and a locally procured cable.
*2: When outputting an alarm using locally procured items.

●: Dry Contact ○: Apply Voltage

Communication system

External connect kit				
For indoor unit		For outdoor unit		For RB unit
UTY-XWZXZ7	UTY-XWZXZD	UTY-XWZXZ6	UTY-XWZXZB	UTY-XWZXZ6
UTY-XWZXZB	UTY-XWZXZE	UTY-XWZXZF	UTY-XWZXZ9	UTY-XWZXZB
UTY-XWZXZC	UTY-XWZXZM			UTY-XWZXZB
				Central remote controller
				UTY-XWZXZ7
				UTY-XWZXZ8
				UTY-XWZXZA
				For Touch panel controller
				UTY-XWZXZA

Function List for VRF



External input and output function/External connect kit

Type	Refrigerant 	Indoor unit Cassette					Indoor unit											
		One-way flow	3D flow	Compact type	Circular Flow Range		Duct			Medium static pressure Standard	High static pressure Standard	Floor		Floor/Ceiling				
					Slim type	Large type	Mini Duct	Slim Duct	Slim Duct High Efficiency			EEV Internal	EEV External	ABYA 012/014/018/ 024GTEH	ABYA 030/036/045/ 054GTEH			
AUXV 004/007/009/ 012/014/018/ 024GLEH	AUXS 018/024 GLEH	AUXB 004/007/009/ 012/014/018/ 024GLEH	AUXM 018/024/030 GLEH	AUXK 018/024/030/ 034/036/045/ 054GLEH	ARXK 004/007/009/ 012/014/018/ 024GLGH	ARXD 007/009/012/ 014/018/024 GLEH, ARXD04GALH	ARXP 018/030 GLFH	ARXA 024/030/ 036/045 GLEH	ARXC 036/045/060 072/090/096 GTEH	AGYA 004/007/ 009/012/014 GCGH	AGYE 004/007/ 009/012/014 GCEH							
Input	Operation/Stop	● UTY-XWZXZD ○ UTY- XWZXZB					● UTY-XWZXZD ○ UTY- XWZXZB											
	All On/All Off																	
	Group stop																	
	Forced stop	● UTY-XWZXZD ○ UTY- XWZXZB					● UTY-XWZXZD ○ UTY- XWZXZB											
	Emergency stop	● UTY-XWZXZD ○ UTY- XWZXZB					● UTY-XWZXZD ○ UTY- XWZXZB											
	Forced thermostat off	● UTY-XWZXZE ○ UTY-XWZXZ7					● UTY-XWZXZE ○ UTY-XWZXZ7											
	Low noise mode operation																	
	Cooling/Heating priority																	
	Outdoor unit operation peak control																	
	Power usage information from electricity meter																	
Output	Operation status	● UTY-XWZXZC					● UTY-XWZXZC											
	Error status	● UTY-XWZXZC					● UTY-XWZXZC											
	Indoor unit fan operation status	● UTY-XWZXZC					● UTY-XWZXZC											
	Auxiliary heater output																	
	Base pan heater																	

*1: To use the Apply Voltage feature, you will need the Expansion Kit and a locally procured cable.
 *2: When outputting an alarm using locally procured items.

●: Dry Contact ○: Apply Voltage


For VRF

Expansion kit



UTZ-JXXA

Connection Cable



UTY-XWZXZL

Function List for VRF



External input and output function/External connect kit

Type	Refrigerant	Indoor unit Wall-mounted				Outdoor unit					Other	
		EEV Internal	EEV External	-		J-IVL	J-IV	J-IVS	V-IV	VR-IV	RB unit	
		ASVA 004/007/009/012/014 GCGH	ASVE 004/007/009/012/014 GCEH	ASVA18/24GBCH	ASVA030/034GTEH	AJY 072/090/108/ 126/144/162 LELDH	AJY 040/045/054 LBLDH, AJY 040/045/054 LELDH	AJY 040/045/054 LCLDH	AJY 072/090/108/ 126/144/162 LALDH	AJY 072/090/108/ 126/144 GALDH	UTP-RX01AH UTP-RX01BH UTP-RX01CH UTP-RX04BH UTP-RX08AH UTP-RX12AH	
Input	Operation/Stop	● UTY-XWZXZD ○ UTY-XWZXZB										
	All On/All Off											
	Group stop					● UTY-XWZXZ6						
	Forced stop	● UTY-XWZXZD ○ UTY-XWZXZB										
	Emergency stop	● UTY-XWZXZD ○ UTY-XWZXZB					● UTY-XWZXZ6					
	Forced thermostat off	● UTY-XWZXZD ○ UTY-XWZXZB										
	Low noise mode operation					● UTY-XWZXZ6						
	Cooling/Heating priority						● UTY-XWZXZ6				● UTY-XWZXZ6 ○ UTY-XWZXZB	
	Outdoor unit operation peak control						● UTY-XWZXZ6					
	Power usage information from electricity meter						● UTY-XWZXZF					
Output	Operation status	● UTY-XWZXZC								○ UTY-XWZXZ6		
	Error status	● UTY-XWZXZC								○ UTY-XWZXZ6		
	Indoor unit fan operation status	● UTY-XWZXZC										
	Auxiliary heater output											
	Base pan heater						● UTY-XWZXZ9			● UTY-XWZXZ9		

●: Dry Contact ○: Apply Voltage

Communication system

External connect kit	
For indoor unit UTY-XWZXZ7 UTY-XWZXZD UTY-XWZXZN UTY-XWZXZB UTY-XWZXZE UTY-XWZXZC UTY-XWZXZM	For outdoor unit UTY-XWZXZ6 UTY-XWZXZF UTY-XWZXZ9
For RB unit UTY-XWZXZ6 UTY-XWZXZB	Central remote controller UTY-XWZXZ7 UTY-XWZXZ8 UTY-XWZXZA
For Touch panel controller UTY-XWZXZA	

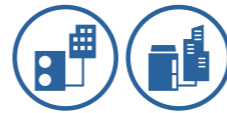
Separation Tube and Other Piping Products



For SPLIT/MULTI-SPLIT/SIMULTANEOUS MULTI-SPLIT

Separation tube			
<p>UTP-SX236A / UTP-SX254A For 3-phase simultaneous multi-split</p> <p>UTP-SX272A For Simultaneous multi-split Twin / Triple / Double Twin</p> <p>Gas pipe</p> <p>Liquid pipe</p>	<p>UTP-SX354A For 3-phase simultaneous multi-split</p> <p>UTP-SX372A For Simultaneous multi-split Twin / Triple / Double Twin</p> <p>Gas pipe</p> <p>Liquid pipe</p>	<p>UTP-SX290A For Simultaneous multi-split Twin / Double Twin</p> <p>NEW</p> <p>Gas pipe</p> <p>Liquid pipe</p>	<p>UTP-SX390A / UTP-SX372B For Simultaneous multi-split Triple</p> <p>NEW</p> <p>Gas pipe</p> <p>Liquid pipe</p>

L-type piping kit	
<p>UTP-FX06A For AOEH72/90KRTA</p>	



for VRF

Separation tube			
<p>UTP-AX054A</p> <p>Gas pipe</p> <p>Liquid pipe</p>	<p>UTP-AX090A</p> <p>Gas pipe</p> <p>Liquid pipe</p>	<p>UTP-AX180A</p> <p>Gas pipe</p> <p>Liquid pipe</p>	<p>UTP-AX567A</p> <p>Gas pipe</p> <p>Liquid pipe</p>
<p>UTP-BX090A</p> <p>Suction Gas pipe</p> <p>Discharge Gas pipe</p> <p>Liquid pipe</p>	<p>UTP-BX180A</p> <p>Suction Gas pipe</p> <p>Discharge Gas pipe</p> <p>Liquid pipe</p>	<p>UTP-BX567A</p> <p>Suction Gas pipe</p> <p>Discharge Gas pipe</p> <p>Liquid pipe</p>	<p>UTP-LX180A For DX kit</p>
Header			
<p>UTR-H0906L / UTR-H1806L</p> <p>Gas pipe</p> <p>Liquid pipe</p>	<p>UTR-H0908L / UTR-H1808L</p> <p>Gas pipe</p> <p>Liquid pipe</p>	<p>UTP-J0906A / UTP-J1806A</p> <p>Suction gas pipe</p> <p>Discharge gas pipe</p> <p>Liquid pipe</p>	<p>UTP-J0908A / UTP-J1808A</p> <p>Suction gas pipe</p> <p>Discharge gas pipe</p> <p>Liquid pipe</p>



for VRF

Outdoor unit branch kit		Separation tube for RB unit	
<p>UTP-CX567A</p> <p>Gas Pipe</p> <p>Liquid Pipe</p>	<p>UTP-DX567A</p> <p>Suction Gas Pipe</p> <p>Discharge Gas Pipe</p> <p>Liquid Pipe</p>	<p>UTP-EX060A</p> <p>Gas Pipe</p> <p>Liquid Pipe</p>	<p>UTP-EX096A</p> <p>Gas Pipe</p> <p>Liquid Pipe</p>

EV kit	
<p>Model name ≦ 09: UTR-EV09XB Model name ≧ 12: UTR-EV14XB for R410A VRF Wall-mounted type, Floor type</p>	<p>Model name ≦ 09: UTR-EV09XC Model name ≧ 12: UTR-EV14XC for R32&R410A VRF Wall-mounted type, Floor type</p>

Shut off valve kit	
<p>UTP-GX027A / UTP-GX060A / UTP-GX090A for R32 VRF products</p>	

RB unit			
<p>UTP-RX01AH / UTP-RX01BH / UTP-RX01CH Single type for VRF VR-IV</p>	<p>UTP-RX04BH Multi-split type for VRF VR-IV</p>	<p>UTP-RX08AH Multi-split type for VRF VR-IV</p>	<p>UTP-RX12AH Multi-split type for VRF VR-IV</p>
<p>UTP-RX01GH / UTP-RX01HH / UTP-RX01JH Single type for VRF VU-V</p> <p>NEW</p>	<p>UTP-RX04HH Multi-split type for VRF VU-V</p> <p>NEW</p>		

Separation Tube and Other Piping Products

Specifications

Separation tube

Model name	UTP-AX054A	UTP-AX090A	UTP-AX180A	UTP-AX567A
Total cooling capacity of indoor unit (kW)	19.6 or less	28.0 or less	28.1 to 56.0	56.1 or more
Model name	UTP-BX090A	UTP-BX180A	UTP-BX567A	
Total cooling capacity of indoor unit (kW)	28.0 or less	28.1 to 56.0	56.1 or more	

Header

Model name	3-6 Branches	UTR-H0906L	UTR-H1806L
	3-8 Branches	UTR-H0908L	UTR-H1808L
Total cooling capacity of indoor unit (kW)		28.0 or less	28.1 to 56.0
Model name	3-6 Branches	UTP-J0906A	UTP-J1806A
	3-8 Branches	UTP-J0908A	UTP-J1808A
Total cooling capacity of indoor unit (kW)		28.0 or less	28.1 to 56.0

Outdoor unit branch kit

Model name	UTP-CX567A (for V-IV / VU-V*)		UTP-DX567A (for V-IV / VU-V)	
Number of outdoor units	2 outdoor units		1	
	3 outdoor units		2	

*Only when using the heat pump.

EV kit

Model name	UTR-EV09XB		UTR-EV14XB	
Application model	ASYE004/007/009GCEH	AGYE004/007/009GCEH	ASYE012/014GCEH	AGYE012/014GCEH
Model name	UTR-EV09XC		UTR-EV14XC	
Application model	ASHE004/005/007/009HCAH ASHE004/005/007/009HTBH ASHE004/007/009GCEH	AGHE007/009HCBH AGHE004/007/009GCEH	ASHE012/014HCAH ASHE012/014/018HTBH ASHE012/014GCEH	AGHE012/014GCEH AGHE012/014HCBH

RB unit

Single type

Model name		UTP-RX01AH	UTP-RX01BH	UTP-RX01CH	UTP-RX01GH	UTP-RX01HH	UTP-RX01JH
Power source	V/Ø/Hz	230 ~/1/50			220-240 ~/1/50		
Input power	W	17	24	31	19	19	19
Number of branches		1	1	1	1	1	1
Maximum capacity of connectable indoor units (Q)	kW	Q ≤ 8.0	Q ≤ 18.0	Q ≤ 28.0	Q ≤ 8.0	Q ≤ 18.0	Q ≤ 28.0
Maximum capacity of connectable indoor units per branch (Q)	kW	Q ≤ 8.0	Q ≤ 18.0	Q ≤ 28.0	Q ≤ 8.0	Q ≤ 18.0	Q ≤ 28.0
Maximum Connectable Indoor Units per Branch		3	8	8	7	8	8
Dimensions (H × W × D)	mm	198 × 298 × 268			250 × 540 × 267		

Multi-split type

Model name		UTP-RX04BH	UTP-RX04HH	UTP-RX08AH	UTP-RX12AH
Power source	V/Ø/Hz	230 ~/1/50		230 ~/1/50	
Input power	W	96	20	136	204
Number of branches		4	4	8	12
Maximum capacity of connectable indoor units (Q)	kW	Q ≤ 56.1*	Q ≤ 56.0	Q ≤ 72.0	Q ≤ 95.0
Maximum capacity of connectable indoor units per branch (Q)	kW	Q ≤ 18.0	Q ≤ 18.0	Q ≤ 8.0	Q ≤ 8.0
Maximum Connectable Indoor Units per Branch		8	8	7	7
Dimensions (H × W × D)	mm	260 × 658 × 428	291 × 600 × 428	298 × 660 × 618	298 × 990 × 618

*1: When two RB units are connected in series (8 branches in total), the maximum capacity of the connectable indoor units is up to 56.0 kW.

Shut off valve kit

Model name		UTP-GX027A	UTP-GX060A	UTP-GX090A
Power source	V/Ø/Hz	220-240 ~/1/50		
Input power	W	24	24	24
Number of branches		1	1	1
Maximum number of connectable Expansion kit	kW	4	4	4
Maximum capacity of connectable indoor units (Q)	kW	Q ≤ 8.0	Q ≤ 18.0	Q ≤ 28.0
Maximum capacity of Connectable Indoor Units per Branch (Q)	kW	Q ≤ 8.0	Q ≤ 18.0	Q ≤ 28.0
Dimensions (H × W × D)	mm	250 × 540 × 267		