

AIRSTAGE

FUJITSU

AIRSTAGE H-Series **R-32** Mini-Split Heating and Cooling Systems for Residential and Light Commercial Applications



(COMING Q2 2026)



GENERAL HVAC Solutions America, Inc.

A modern, energy-efficient home interior. The scene is a bright, open-plan living and dining area. In the foreground, a white sofa with two orange cushions sits on a dark wood-look plank floor. To the right, a dining table with a white top and a wooden frame is partially visible. In the background, a fireplace with a brick surround and a television mounted above it are visible. A large window offers a view of a lush green lawn and trees. A white outdoor unit is mounted on the wall to the left. The overall atmosphere is clean, bright, and comfortable.

Quietly revolutionizing
energy-efficient
home comfort.

Table of Contents

FEATURES	4
Mini-Splits Defined	4
Individual Zoning	6
Comfort Solution	8
Energy Efficient	9
Comfort & Convenience	10
ProCore® Copper & Applications	11
AIRSTAGE Mobile	12
Wi-Fi Selection Guide	13
XLTH Story	14
Feature Explanation	15
System Feature Summary Table	16
MODEL LINEUP	18
Indoor and Outdoor Model Table	18
The Mini-Split Difference	20
Family Names Explained	21
SINGLE-ZONE MINI-SPLITS	22
Wall Mounted	22
Compact Cassette	34
Mid Static Ducted	36
Multi-Position Air Handling Unit	38
Ceiling Suspended	40
Large Cassette	42
Floor Mounted	44
MULTI-ZONE MINI-SPLITS	46
Overview	46
Wall Mounted	50
Slim Ducted	52
Compact Cassette	54
Mid Static Ducted	56
Multi-Position Air Handler Unit	58
Floor Mounted	60
Multi-Zone (2-5 Zones)	62
XLTH Multi-Zone (2-4 Zones)	64
Allowable Combinations	66
ACCESSORIES	68
Compatibility Chart	68
AIRSTAGE Cloud	70
Controls	72
Accessories	73
MISCELLANEOUS	76
Line Set Length Chart - Single-Zone	76
Line Set Length Chart - Multi-Zone	77
Model Nomenclature	78
Warranty, Misc. Info	79

Fujitsu AIRSTAGE H-Series Mini-Splits: Year-Round, Whole-Home or Business Energy Efficient Heating and Cooling

What is a Mini-Split?

AIRSTAGE H-Series systems eliminate the need for a traditional central system and bulky ductwork by using small tubing that pumps refrigerant directly to discreet wall mounted or concealed units inside. Even more remarkable, this same system works in reverse during the cold season, absorbing heat energy from the outside air and moving it indoors to heat your home. The result? Efficient year-round cooling and heating, zoning flexibility, and optimum comfort in any climate.

Available in numerous mix-and-match capacities and configurations, there's an AIRSTAGE H-Series mini-split system for even the most difficult to heat and cool areas.

How Does a Mini-Split Work?

A heat pump uses electricity to move refrigerant, transferring heat between indoor and outdoor spaces. In summer, it removes heat from inside and releases it outdoors. In winter, it absorbs heat from the outside air and delivers it indoors to keep your home comfortable year-round.



WALL MOUNTED UNIT

Indoor unit

Refrigerant lines, electric, drain

Outdoor unit

Unit Can Be Showcased...
Wall mounted units eliminate the need for ductwork, mount high on a wall and deliver all of the cooling and heating needed.

HORIZONTAL DUCTED UNIT

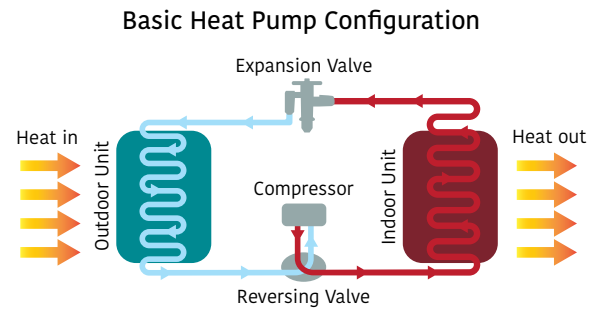
Air supply grille

Air return grille

...or Hidden
Horizontal Ducted units are mounted above a ceiling or in a framed enclosure below a ceiling, so only the grilles show for a clean look. They require minimal ductwork.

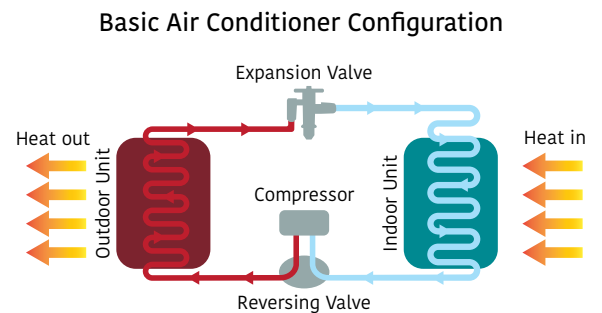
Heat Pumps Provide Heat When it is Cold

Fujitsu AIRSTAGE heat pumps absorb heat from the outdoors, and release it within your home, even on the coldest of days. We use efficient compressors to pump refrigerant via small copper tubing from outdoors to indoors. Inverter efficiency allows us to transfer heat at a ratio of 3 to 4 times higher compared to electric baseboard heat.

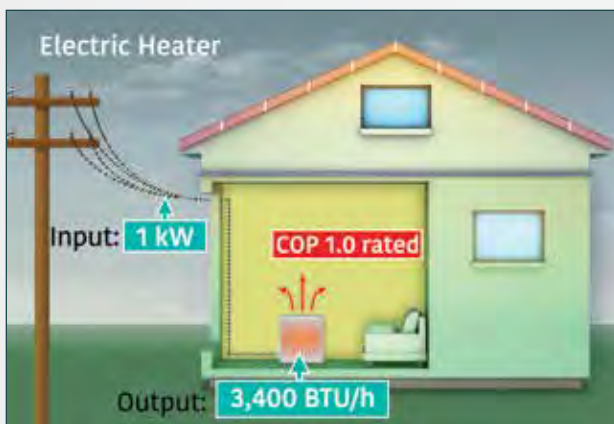


Air Conditioners Provide Cooling When it is Warm

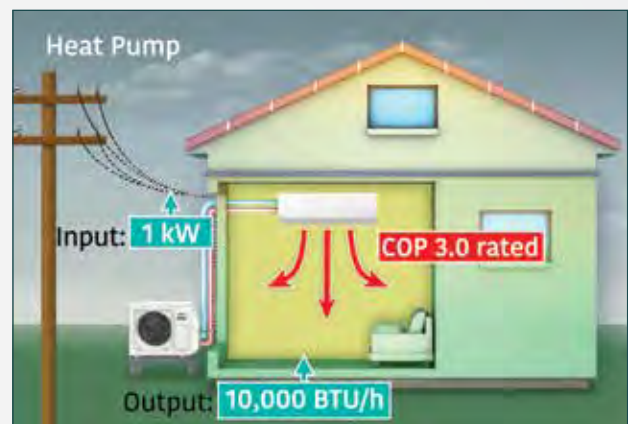
Come spring and summer, simply reverse the process and put the same system into "cooling mode" and transfer heat from indoors to the outside. For many climates, the advanced technology that goes into these units creates a far more cost effective alternative to either gas or oil-fired units for heat, or a central ducted system for air conditioning. Fujitsu AIRSTAGE H-Series full mini-split line is comprised of heat pumps, which provide both heating and cooling.



Electric Heaters vs. Heat Pumps



An electric heater converts electricity directly to heat. For every kW of electricity used, 3,400 BTU/h of heat are produced. Ironically, electric heaters are 100% efficient, however the ratio of power input to heat output is only 1.0.



Heat pumps are more efficient than many other forms of heating because heat pumps do not actually create heat - they just move it from one place to another. For example, a heat pump with a COP of 3.0 will produce three times the heat output per power input, compared to an electric resistance heater with a COP of 1.0.

Note: COP (Coefficient of Performance) - Rated BTU capacity divided by total kW input.

Individual Zoning: Personalized Whole-Home Comfort

Multi-Zone Mini Split Systems

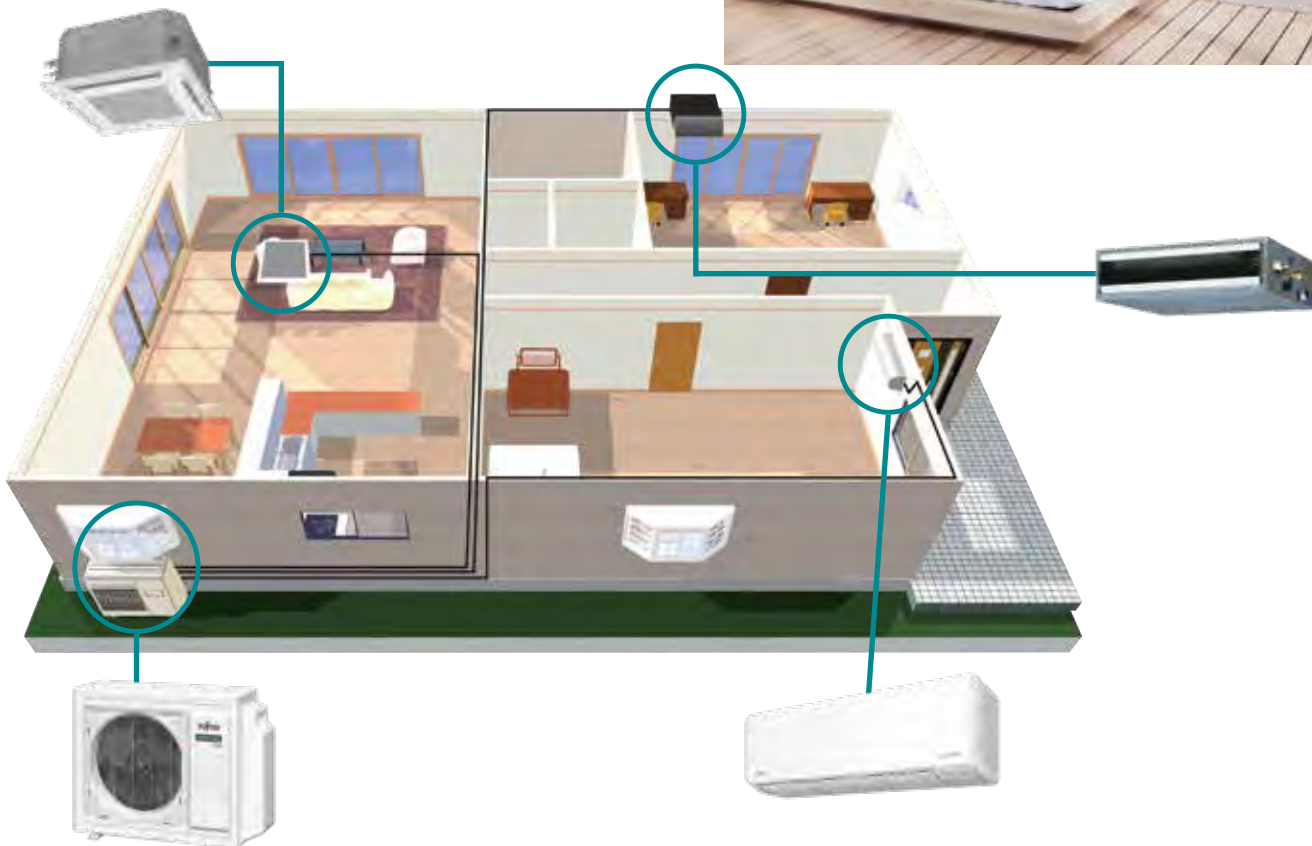
AIRSTAGE H-Series Systems are some of today's most advanced forms of heating and air conditioning. One outdoor unit can operate up to 5 indoor units simultaneously. Fujitsu's systems are super quiet as well as highly energy efficient.

- Each indoor unit can be operated independently via remote control
- Choose from a variety of indoor unit styles
- Provide heating and cooling (not simultaneously)
- High energy efficiencies
- Quiet operation

Wall Mounted

They mount high on a wall, and do not require ductwork, increasing energy efficiency.

- Quiet operation
- Easy maintenance
- High delivered efficiency means lower utility bills



3-zone system using outdoor unit AOUH24KWAS3.



Ducted - Slim Ducted, Mid-Static Ducted

Installed horizontally above ceiling, they use less ductwork and remain very energy efficient.

- Concealed and out of sight
- Built-in Leak Detection System (LDS)
- Less ducts = higher efficiency

Multi-Position Air Handling Unit

The Multi-Position Air Handling Unit is a high-efficiency central ducted solution, ideal for both new construction and retrofit applications, without compromising space or performance.

- Multi-position configuration: Up-flow, Left, Right, or Down-flow
- Wireless remote control options
- Integrated Leak Detection System (LDS)



Compact Cassette

Cassettes are extremely discreet, with only the grille showing in the ceiling. They use the latest fan technology to distribute the conditioned air evenly.

- Wired or wireless remote control options
- Powerful turbo fan operation
- Fits into a standard 2' x 2' ceiling grid

Floor Mounted (Coming Q2 2026)

Floor mounted systems are ideal for residential radiator replacements or any room with limited upper wall space, like a kitchen or sunroom.

- Compact size fits easily under a standard window
- Features twin fan design for improved heat delivery and help those cold feet.
- Built-in Leak Detection System (LDS)



A Solution for All of Your Comfort Needs

Ductless Technology

Fujitsu AIRSTAGE systems are compact, meaning they install effortlessly and won't take up valuable closet space. Since mini-splits have little or no ducting, they forego energy losses typically associated with central forced-air systems. Duct losses in a central air system can easily account for more than 30% of energy consumption, especially if the ducts are not sealed tightly or installed in an unconditioned space such as an attic or crawlspace.

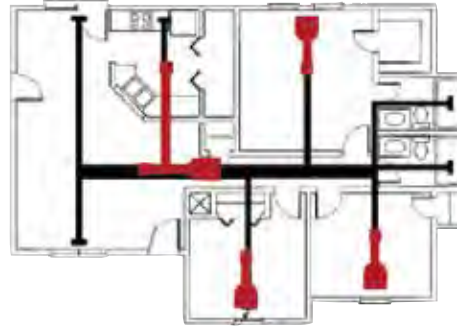


A Year Round Solution

Revolutionary AIRSTAGE H-Series heat pumps provide both heating and cooling for year round comfort in most climates. A simple push of a button on the remote control allows you to switch from heating to cooling (or vice versa) automatically.



Central Air System versus Fujitsu AIRSTAGE Quad-Zone



Thick black lines represent ducts of a central air system.

Red lines represent mini-ducts of a Fujitsu AIRSTAGE Quad-Zone Slim Ducted System.

Whole Home or Business Comfort

Fujitsu's AIRSTAGE H-Series systems provide home and business owners just the right amount of heating and cooling needed by installing 2 to 5 indoor units connected to one outdoor unit. Indoor units vary by size and style, each creating its own "zone" of comfort, allowing you to heat or cool individual rooms, hallways and open spaces.



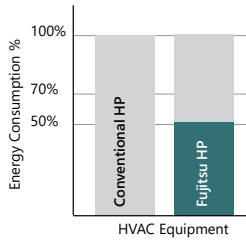
Other Applications

The Altair 500 is specially engineered for spaces which require constant cool temperatures year round, and/or rooms that hold a large number of people (meeting spaces, classrooms, conference rooms). Special Cooling Operation extends cooling operation down to low ambient temperatures. Available on select models.

Energy Efficient: The Smart Choice in Comfort

As much as half of the energy used in your home goes to heating and cooling. So, making smart decisions about your home's heating and air conditioning system can have a big effect on your utility bills and your comfort.

Where Does My Money Go?



The high energy efficiencies of AIRSTAGE H-Series systems slash utility bills by up to 30%. If your average annual utilities are \$4,200, Fujitsu's AIRSTAGE can save you up to \$1,260 annually or \$12,600 in 10 yrs!*

*Savings may vary based on model selected, hours of operation and geographical location. Example given based on 33-SEER2 system versus 14-SEER2 system.

Rebates

To encourage customers to buy energy efficient products, many local utility companies offer significant rebates for the purchase of a ductless mini-split system. Go to Fujitsu's web site to search for local rebates and consumer loans. We provide a listing of rebates and offerings on qualifying Fujitsu AIRSTAGE mini-splits by zip code as well as a listing of products that qualify for the Inflation Reduction Act (IRA) incentives (where applicable).



Rebates By Zip Code




Inflation Reduction Act (IRA)

ENERGY STAR® Qualified Systems

If your HVAC equipment is more than 10 years old or not keeping your house comfortable, you should have it looked at by a professional HVAC contractor. If it is not performing efficiently or needs upgrading, consider replacing it with a unit that has earned ENERGY STAR®. Installed correctly, these high-efficiency heating and cooling units can save up to 30% on heating and cooling costs. energystar.gov/products/air_source_heat_pumps

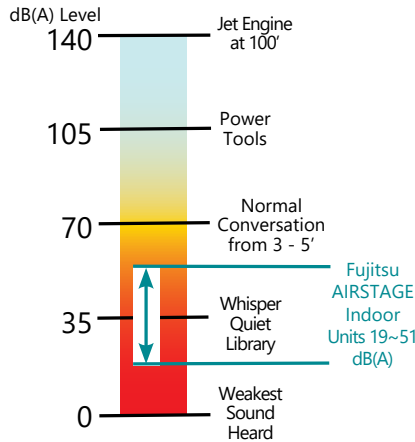
Fujitsu AIRSTAGE has many systems that meet ENERGY STAR, ENERGY STAR Cold Climate and ENERGY STAR Most Efficient rated. See product pages for full details on ENERGY STAR® qualified systems.



Comfort and Convenience

Flexible and Quiet

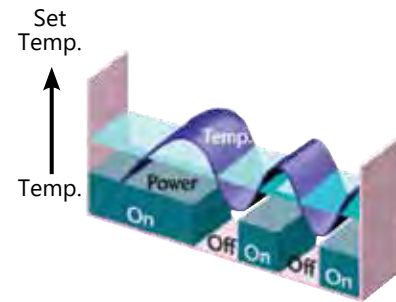
Mini splits offer flexibility because they can be suspended from a ceiling, mounted flush behind a drop ceiling, hung on a wall or floor-standing. Ductless heat pumps allow for a peaceful inside environment by enabling the contractor to install components like compressors and motors outdoors.



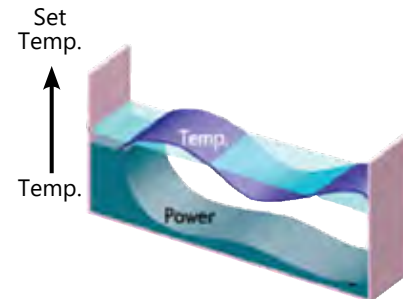
Constant Comfort through Inverter Technology

Inverter technology is like cruise control for your heating or cooling system. Compressors only run as fast as they need to handle the cooling or heating demand. They can handle greater extremes in temperature, are smoother and more stable in operation, and precisely maintain the desired temperature through system modulation.

- Inverter Benefits
- More heat at lower outdoor temperatures
- Lower RPM = quieter operation
- Maintains desired temperature
- Up to 30% more efficient
- Stable temperature



Conventional System




Inverter System

User Friendly Control

Fujitsu is expanding user friendly designs such as easy-to-read large LCD displays, easy-to-operate buttons, and displays with easily recognizable colors and icons. Our control systems provide greater convenience for both individual and centralized controls with operability suitable for the application.



Standard Wireless Remote for select systems



Optional Wired Remote UTY-RNRUZ Series



Optional Kagami (Mirror) Wired Remote UTY-RVRU




PROCORE™

High Corrosion-Resistant Technology

Fujitsu continues to innovate!

Over time, copper tubing used in a HVAC system can corrode with constant exposure to dampness and Volatile Organic Compounds (VOC's) that are in the air. Over the years we've made improvements in copper that allow us to actively manage corrosion with little or no effect to the heat transfer systems reliability and characteristics.





ProCore™ copper

- Dramatically inhibits pitting & corrosion
- Maximizes reliability of the heat transfer system
- Enabled a drastic reduction in replacement coils over the last 5 years
- Stronger and more resilient than standard & oxygen-free copper

It's like a force field against harmful VOC exposure

Even in the most severe environments, tubing with ProCore™ technology maintains refrigeration system integrity with no reduction in capacity

Applications



Where can mini-splits be used?
Just about any place that requires comfort!



AIRSTAGE Mobile Wireless LAN Adapter



UTY-TFSXH4
(Wall Mounted Indoor Unit / USB Type)



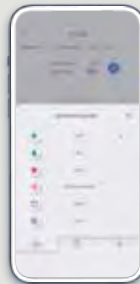
UTY-TFSXJ4
(Non-Wall Mounted Indoor Unit / UART Type)

Control, simplified

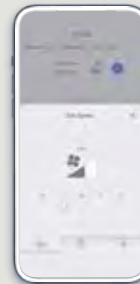
Clean interface enables effortless system management.



Home screen



Mode change



Fan speed change



Weekly timer

Features

- Control of your compatible AIRSTAGE system from a smartphone app (iOS or Android)
- The Fujitsu AIRSTAGE system and the app can also be connected for direct control without a wireless access point
- Control and monitoring of commonly used functions: On/Off, Mode, Airflow Speed and Direction, and Scheduling
- Outdoor and Room Temperature display
- Group functions for monitoring and on/off control of the group
- User access levels
- Error handling and history
- Specialty functions, if available on your system, include: Economy, Energy Saving Fan, Occupancy, Powerful, and Outdoor Unit Low Noise
- Over-the-air updates

Compatible Indoor Units

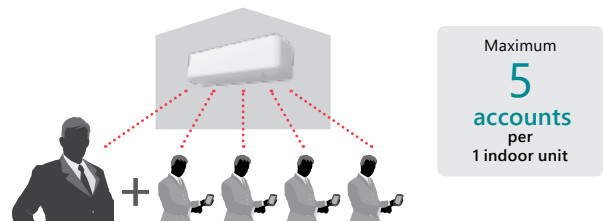
UTY-TFSXH4: ASUH**KPAS, ASUH**KNAS, ASLH**KNAS
 UTY-TFSXJ4: ABUH**KUAS, ACUH**KUAS, ADUH**KUAS, AMUH**KUAS, ARUH**KUAS, AUUH**KUAS



Centralized operation for flexible remote management of all Indoor Units

AIRSTAGE Mobile is ideal for a wide range of applications, from residential to commercial spaces such as offices and retail applications.

Anyone who has a smartphone and an adapter can easily install the system. Multiple user accounts allow the main user to control access to specific units. Ideal for multi-family housing.

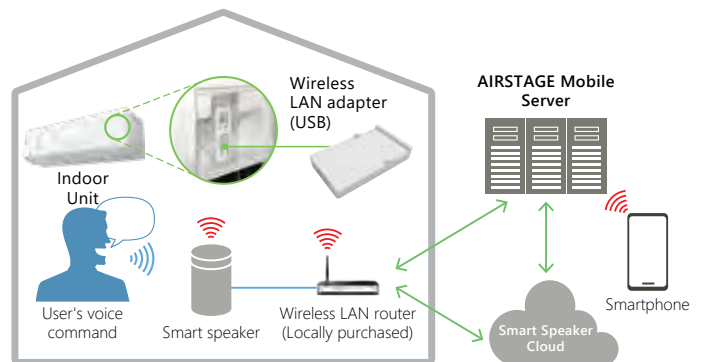


With Group control, multiple indoor units can be combined into a single group for centralized operation. Several groups can also be organized at once.





Grouping the units by building, floor, or room makes it easy for users to monitor their operation status and operate them quickly.

Voice Activated Control (ex: Amazon Alexa/Google Nest Audio)

Connecting with a smart speaker allows voice activation so the user can operate the system and check its status with simple voice commands.



Fujitsu AIRSTAGE H-Series Wi-Fi Selection Guide

Wi-Fi Connectable Units & Modules			
AIRSTAGE Mobile App		Intesis AC Cloud Control	
			
Wi-Fi Interface Module		IR Wireless Module	Wired Module
UTY-TFSXH4	UTY-TFSXJ4	FJ-IR-WIFI-1NA (Add-on)	FJ-AC-WIFI-1 (Add-on)
Which App Does It Use?			
AIRSTAGE Mobile App		Intesis AC Cloud Control	
AIRSTAGE - App Features:		Intesis AC Cloud Control - APP FEATURES:	
<ul style="list-style-type: none"> • On/Off• Louver/Swing Position • Change Mode• Weekly Timer 		<ul style="list-style-type: none"> • On/Off• Louver/Swing Position • Change Mode• Weekly Timer 	
<ul style="list-style-type: none"> • Change Temp Setpoint• Economy/Energy Saving Fan Operation • Fan Speed• Error Display,History & Notifications 		<ul style="list-style-type: none"> • Change Temp Setpoint• Alarm Notifications • Fan Speed• Voice Control / IFTTT 	
<ul style="list-style-type: none"> • Room & Outdoor Air Temperature Display• Filter Status & Reset • Voice Control from Amazon Alexa or Google Home 		<ul style="list-style-type: none"> • Room Temperature • Can be used in conjunction with Wired Controls 	
App available on iOS and Android.		App available on iOS and Android. Can also be run through a web browser.	
Where Does It Mount?			
USB Type - mounts inside unit case	On the wall next to IDU	Up to 20' away from IDU	On the wall next to IDU
Compatible Units:			
WALL MOUNTED:	CASSETTES:	WALL MOUNTED:	WALL MOUNTED:
ASLH 09 / 12 KNAS	ACUH 07 / 09 / 12 / 18 KUAS	ASLH 09 / 12 KNAS	ASUH 07 / 09 / 12 / 15 / 18 / 24 / 30 / 36 KPAS
ASUH 09 / 12 / 18 / 24 KNAS	AUUh 18 / 24 / 30 / 36 / 42 / 48 KUAS	ASUH 09 / 12 / 18 / 24 KNAS	ASUH 09 / 12 KMAS
ASUH 07 / 09 / 12 / 15 / 18 / 24 / 30 / 36 KPAS	DUCTED:	ASUH 07 / 09 / 12 / 15 / 18 / 24 / 30 / 36 KPAS	ASUH 09 / 12 / 15 / 18 / 24 KZAS
	ADUH 07 / 09 / 12 / 18 / 24 KUAS	ASUH 09 / 12 KMAS	ASUH 09 / 12 / 15 KTAS/B
	ARUH 12 / 18 / 24 / 30 / 36 / 42 / 48 KUAS	ASUH 09 / 12 / 15 / 18 / 24 KZAS	CASSETTES:
	AMUH 12 / 18 / 24 / 30 / 36 / 48 KUAS	ASUH 09 / 12 / 15 KTAS/B	AUUh 18 / 24 / 30 / 36 / 42/48 KUAS
	CEILING SUSPENDED:	CASSETTES:	ACUH 07 / 09 / 12 / 18 KUAS
	ABUH 18 / 24 / 30 / 36 KUAS	AUUh 18 / 24 / 30 / 36 / 42/48 KUAS 1	DUCTED:
		ACUH 07 / 09 / 12 / 18 KUAS	ADUH 07 / 09 / 12 / 18 / 24 KUAS
		DUCTED:	ARUH 12 / 18 / 24/ 30 / 36 / 42 / 48 KUAS
		ADUH 07 / 09 / 12 / 18 / 24 KUAS 2	AMUH 12 / 18 / 24 / 30 / 36 / 48 KUAS
		ARUH 12 / 18 / 24/ 30 / 36 / 42 / 48 KUAS 2	CEILING SUSPENDED:
		AMUH 12 / 18 / 24 / 30 / 36 / 48 KUAS 2	ABUH 18 / 24 / 30 / 36 KUAS
		CEILING SUSPENDED:	
		ABUH 18 / 24 / 30 / 36 KUAS 3	
		FLOOR MOUNTED:	
		AGUH 09 / 12 / 15 KUAS	

- 1: Requires UTY-LBTUC
- 2: Requires UTY-LBTUM
- 3: Requires UTY-LBTUH

Extra Low Temperature Heating - XLTH+ / XLTH

Not all heating systems are created equal


Without the right technology, a system won't work when it's needed most.



Protection from Winter's Coldest Temperatures

When the temperature drops you don't want to be left in the cold. It's important to choose a heat pump system rated for the climate you live in. If your system doesn't operate in severe conditions, it may not provide enough heat when needed most.

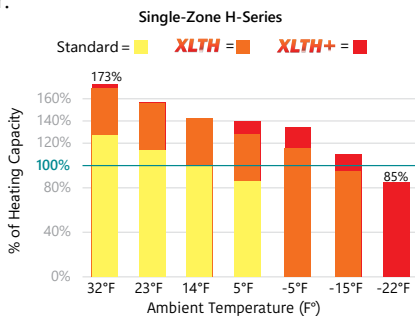
Our line of mini-split heat pumps are available in different sizes, styles, and rated outdoor temperatures. The Extra Low Temperature Heating (**XLTH+ / XLTH**) Series features outdoor condensing units engineered to operate in temperatures down to -22°F (-30°C).



Without the right technology, condensate freezes in the bottom of the unit and reduces its efficiency and heating output.

Improved Heating Capacity


Heating capacity at low outdoor temperatures was improved by adopting a large heat exchanger and a high capacity compressor.



For representation only, calculated against rated capacity. Refer to the Design and Technical Manual for detailed capacity information.

High Performance Heating


Fujitsu AIRSTAGE XLTH units feature a high efficiency, multi-layer heat exchanger and high capacity compressor. This gives our XLTH heat pumps the ability to extract heat even at very low outdoor temperatures. XLTH models offer superior heating performance down to -15°F (-26°C) outdoor temperatures, with XLTH+ models heating down to -22°F (-30°C).



Fujitsu AIRSTAGE XLTH systems do not have a low temperature lockout, continuing to heat even below -22°F (-30°C) as conditions allow.

Metal Fan Guard

While other models have a plastic fan guard, XLTH models use metal, which is most capable of withstanding the colder elements.



Base Pan Heater

- Equipped with a heater that prevents condensate from freezing
- Contoured base design discharges melted water through drain holes.
- Without a base pan heater, freezing condensate can cause noise, damage to fan blades, condenser, and reduced system performance.



Base Heater Drain Openings

Feature Explanation



Wi-Fi
Unit either has built-in Wi-Fi, or is Wi-Fi capable with an adaptor.

Energy saving

SEER2

Seasonal Energy Efficiency Rating. Used to express efficiency of an AC or Heat Pump. A higher rating means a more efficient system.

HSPF2

Heating Seasonal Performance Factor, measures the efficiency of the heating portion of your heat pump.



Economy Mode
Thermostat setting automatically changes according to the temperature to avoid unnecessary cooling and heating.



Energy Saver
Keeps room cool enough for comfort by using a relaxed thermostat setting reducing power consumption.



Energy Saving Program (ESP)
When the zone is unoccupied for 20 minutes, the ESP function is enabled to reduce energy consumption until occupied once again. Function is not available in multi-zone installations.



ENERGY STAR® Qualified
Qualified products and practices help you save money and reduce greenhouse gas emissions by meeting strict energy efficiency guidelines set by the U.S. Environmental Protection Agency and the U.S. Department of Energy.



Minimum Heat Mode
Sets room temperature to 50°F, keeping temperatures above freezing and reducing power consumption.

Comfort



Auto Changeover (heating to cooling or vice-versa)*
Automatically alternates between heating or cooling if the room temperature falls 4°F below the set temperature when cooling or rises 4°F above set temperature when heating.



Auto Fan Mode
System starts in high fan speed and automatically adjusts downward as room begins to reach set temperature.



Auto Louver: 4 Way
Redirects airflow automatically with up/down and left/right motion.



Auto Louver: Up/Down
Redirects airflow automatically with seven position up and down motion which can be set to auto swing.



Auto Restart
Following a power failure, systems will automatically restart in the same operating mode as before, once power has been restored.



Dry Mode
This mode gives priority to reducing the level of humidity in the room, in conjunction with lowering the temperature.



Fresh Air Intake
Outside air can be introduced by attaching field supplied flexible duct to fresh air knockouts.



Outdoor Unit Low Noise+
Limits compressor and fan speed during high speed operation for noise reduction purposes.



Powerful Operation
20 minutes of continuous operation at maximum airflow and maximum compressor speed. Rapid cooling and heating makes the room comfortable quickly.



Quiet Mode (Indoor Unit)
An extra quiet fan speed to make sure you are not disturbed.

* Auto Changeover is not designed to provide rapid changes between heating and cooling operation or simultaneous heating and cooling. Areas with dissimilar conditioning requirements should be independently zoned.

+ Function is bypassed during defrost and at low speed operation. This feature may limit cooling/heating capacity during high/low ambient conditions and increase energy consumption as system may need to operate longer due to reduced compressor speed.



Standard Warranty
Fujitsu systems come standard with a 7 Year Compressor / 5 Year Parts warranty.



Extended Warranty
Additional info on page 79. See full product warranty for details.



Convenience



24 Hour Timer
Allows for one on/off cycle during a 24 hour period.



Sleep Timer
Automatically adjusts the temperature while you sleep to make you more comfortable.



Weekly Timer
Allows you to set on/off time twice a day and a different on/off time by day.

Performance



Apple Catechin Filter (polyphenol ingredient from apples)
Dust, mold spores and microorganisms are absorbed onto the filter by static electricity and growth is inhibited. 3 - 12 month life expectancy.



Cold Air Prevention
Indoor coil will warm prior to fan operating, preventing cold air during heating mode.



Expanded Heating Performance
Delivers 100% of rated heating capacity at +5°F (-15°C).



High Ceiling Mode
Temperature at the top of a high ceiling room may be warmer than the space occupied; this mode adjusts for this difference.



Ion Deodorizing Filter
Deodorizes by decomposing absorbed odors using the oxidizing and reducing effects of ions generated by fine ceramic particles. 3 year life expectancy. Wash to restore surface action.



Pump Down Operation
Collects all refrigerant in system back into the outdoor unit if the unit needs to be relocated. Eliminates costly refrigerant recovery procedures.



Remote Temperature Sensor
Room temperature sensor is located in optional wired remote control only.



Third Party Device Control
Interlock system with 3rd party device such as humidifier, exhaust fan, door switch...etc.



0°F Low Ambient Cooling
Can operate in cooling mode with outdoor temperatures as low as 0°F. Cooling performance beyond published temperature ratings is not guaranteed.



-5°F Low Ambient Cooling
Can operate in cooling mode with outdoor temperatures down to -5°F. Cooling performance beyond published temperature ratings is not guaranteed.

Installation



Base Pan Heater
Prevents condensate from freezing on the outdoor unit.



Blue Fin Coating
Blue Fin treatment to the outdoor unit's heat exchanger improves corrosion resistance.



Hydro Fin Coating
Clear hydrophilic treatment added to the outdoor unit's heat exchanger improves corrosion resistance.



Branch Duct Capable
Systems are capable of attaching field-supplied branch ducts providing up to 38% of the cooling up to 16 feet away.



Built-In Condensate Pump
Integrated into the indoor unit.



Daisy Chain
Ability to connect up to 16 identical style indoor units to one wired remote.



Long Piping Length
Long piping lengths between equipment offers flexible outdoor unit location options.



Slender Fit
Cassette body can be moved downward into the room 1-3/8" to accommodate limited ceiling space.

System Feature Summary

System Feature	Wall Mounted																		Compact Cassette			Floor Mounted								
	09KTAP1 / 09KTAP1B	09KZAH1	09KMAS1	09KPAS1	09KNAS1 - 115V	09KNAS1 - 208/230V	12KTAP1 / 12KTAP1B	12KZAH1	12KMAS1	12KPAS1	12KNAS1 - 115V	12KNAS1 - 208/230V	15KTAP1 / 15KTAP1B	15KZAH1	18KZAH1	18KPAS1	18KNAS1 - 208/230V	24KZAH1	24KPAS1	24KNAS1 - 208/230V	30KPAS1	36KPAS1	09KUAS1C / 09KUBS1C	12KUAS1C / 12KUBS1C	18KUAS1C	09KUBS1G	12KUBS1G	15KUBS1G		
Wireless LAN (Wi-Fi)	●	●	●	◇	◇	◇	●	●	●	◇	◇	◇	●	●	●	◇	◇	●	◇	◇	◇	◇	◇	◇	◇	◇	●	●	●	
Economy Mode	●	●	●	●	●	●	●	●	●	●	●	●	●	●	●	●	●	●	●	●	●	●	●	●	●	●	●	●	●	
Energy Saving Pgm (ESP)	●	●					●	●					●	●	●			●												
ENERGY STAR® Qualified	●	●	●	●			●	●	●	●			●	●	●	●	●	●	●		●	●	●	●	●	●	●	●	●	
Minimum Heat Mode	●	●	●	●	◇		●	●	●	●	◇		●	●	●	●	●	●	●		●	●	●	●	◇	◇	◇	●	●	●
Auto Changeover	●	●	●	●	●	●	●	●	●	●	●	●	●	●	●	●	●	●	●	●	●	●	●	●	●	●	●	●	●	
Auto Fan Mode	●	●	●	●	●	●	●	●	●	●	●	●	●	●	●	●	●	●	●	●	●	●	●	●	●	●	●	●	●	
Auto Louver: 4 Way	●	●					●	●					●	●	●			●												
Auto Louver: Up/ Down	●	●	●	●	●	●	●	●	●	●	●	●	●	●	●	●	●	●	●	●	●	●	●	●	●	●	●	●	●	
Auto Restart	●	●	●	●	●	●	●	●	●	●	●	●	●	●	●	●	●	●	●	●	●	●	●	●	●	●	●	●	●	
Dry Mode	●	●	●	●	●	●	●	●	●	●	●	●	●	●	●	●	●	●	●	●	●	●	●	●	●	●	●	●	●	
Fresh Air Intake																							◆	◆	◆					
Outdoor Unit Low Noise	●	●											●	●	●			●								●	●	●		
Powerful Operation	●	●	●	●	●	●	●	●	●	●	●	●	●	●	●	●	●	●	●	●	●	●	●	●	●	●	●	●	●	
Quiet Mode (Indoor Unit)	●	●	●	●	●	●	●	●	●	●	●	●	●	●	●	●	●	●	●	●	●	●	●	●	●	●	●	●	●	
24 Hour Timer	●	●	●	●			●	●	●	●			●	●	●	●	●	●	●	●	●	●	●	●	◇	◇	◇	●	●	●
Sleep Timer	●	●	●	●	●	●	●	●	●	●	●	●	●	●	●	●	●	●	●	●	●	●	●	●	◇	◇	◇	●	●	●
Weekly Timer	■	■	■	■	◇	◇	■	■	■	■	◇	◇	■	■	■	■	◇	■	■	◇	■	■	■	□	□	□	●	●	●	
Apple Catechin Filter	●	●	●	●			●	●	●	●			●	●	●	●		●	●		●	●				●	●	●		
Cold Air Prevention	●	●	●	●			●	●	●	●			●	●	●	●		●	●		●	●			●	●	●	●	●	
Expanded Htg. Performance	●	●					●	●					●	●	●	●		●												
High Ceiling Mode																								●	●	●				
Ion Deodorizing Filter	●	●	●	●			●	●	●	●			●	●	●	●		●	●		●	●				●	●	●		
Pump Down Operation																														
Remote Temp. Sensor	■	■	■	■			■	■	■	■			■	■	■	■		■	■		■	■		□	□	□	□	□	□	
Third Party Device Control	★	★	★	★			★	★	★	★			★	★	★	★		★	★		★	★		★	★	★	★	★	★	
0° Low Ambient Clg.																	△			△			△	△	●	●	●	●	●	
-5° Low Ambient Clg.																									●	●	●	●	●	
Base Pan Heater	●	●					●	●					●	●	●			●												
Blue Fin Coil Protection																								●	●					
Hydro Fin	●	●	●	●	●	●	●	●	●	●	●	●	●	●	●	●	●	●	●	●	●	●	●	●	●	●	●	●	●	
Branch Duct Capable																														
Built-In Condensate Pump																								●	●	●				
Daisy Chain	■	■	■	■						■	■		■	■	■	■		■	■		■	■		■	■	□	□	□	□	□
Long Piping Length (164' +)																		●					●	●						
Slender Fit																														
Warranty: up to 12 Yr Comp / Parts	1	1	1	1	1	1	1	1	1	1	1	1	1	1	1	1	1	1	1	1	1	1	1	1	1	1	1	1	1	

(Coming Q2 2026)

- Available only with optional wired remote control.
- Available only with optional wired remote controller and optional Communication Kit.
- ✓ Available only with optional part UTY-SHZXC.
- ◇ Available only with optional wireless remote control.

- ★ Available only with optional External Input/Output PCB Kit or External Connect Kit
- ◇ Available only with optional USB WLAN adapter
- △ Special Cooling Operation (Function Settings)

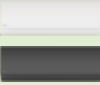
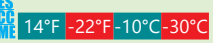
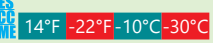
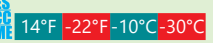

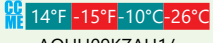
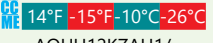
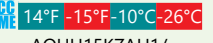








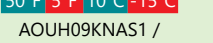
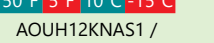


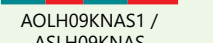
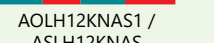








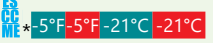


	Mid Static Ducted										Multi-Position Air Handler								Ceiling Suspended					Large Cassette														
	12KUAS1R / 12KUBS1R	18KUAS1R	24KUAS1R	30KUAS1R	30KUAH1R	36KUAS1R	36KUAH1R	42KUAS1R	42KUAH1R	48KUAS1R	48KUAH1R	12KUAS1M / 12KUBS1M	18KUAS1M	24KUAS1M	30KUAS1M	30KUAH1M	36KUAS1M	36KUAH1M	48KUAS1M	48KUAH1M	18KUAS1B	24KUAS1B	30KUAS1B	30KUAH1B	36KUAS1B	36KUAH1B	18KUAS1U	24KUAS1U	30KUAS1U	30KUAH1U	36KUAS1U	36KUAH1U	42KUAS1U	42KUAH1U	48KUAS1U	48KUAH1U		
◇	◇	◇	◇	◇	◇	◇	◇	◇	◇	◇	◇	◇	◇	◇	◇	◇	◇	◇	◇	◇	◇	◇	◇	◇	◇	◇	◇	◇	◇	◇	◇	◇	◇	◇	◇	◇	◇	
●	●	●	●	●	●	●	●	●	●	●	●	●	●	●	●	●	●	●	●	●	●	●	●	●	●	●	●	●	●	●	●	●	●	●	●	●	●	
																											✓	✓	✓	✓	✓	✓	✓	✓	✓	✓	✓	✓
●	●	●	●	●	●	●	●	●	●	●	●	●	●	●	●	●	●	●	●	●	●	●	●	●	●	●	●	●	●	●	●	●	●	●	●	●	●	
◇	◇	◇	◇	◇	◇	◇	◇	◇	◇	◇	◇	◇	◇	◇	◇	◇	◇	◇	◇	◇	●	●	●	●	●	●	◇	◇	◇	◇	◇	◇	◇	◇	◇	◇	◇	
●	●	●	●	●	●	●	●	●	●	●	●	●	●	●	●	●	●	●	●	●	●	●	●	●	●	●	●	●	●	●	●	●	●	●	●	●	●	
●	●	●	●	●	●	●	●	●	●	●	●	●	●	●	●	●	●	●	●	●	●	●	●	●	●	●	●	●	●	●	●	●	●	●	●	●	●	
●	●	●	●	●	●	●	●	●	●	●	●	●	●	●	●	●	●	●	●	●	●	●	●	●	●	●	●	●	●	●	●	●	●	●	●	●	●	
●	●	●	●	●	●	●	●	●	●	●	●	●	●	●	●	●	●	●	●	●	●	●	●	●	●	●	●	●	●	●	●	●	●	●	●	●	●	
●	●	●	●	●	●	●	●	●	●	●	●	●	●	●	●	●	●	●	●	●	●	●	●	●	●	●	●	●	●	●	●	●	●	●	●	●	●	
●	●	●	●	●	●	●	●	●	●	●	●	●	●	●	●	●	●	●	●	●	●	●	●	●	●	●	●	●	●	●	●	●	●	●	●	●	●	
◇	◇	◇	◇	◇	◇	◇	◇	◇	◇	◇	◇	◇	◇	◇	◇	◇	◇	◇	◇	◇	◇	◇	◇	◇	◇	◇	◇	◇	◇	◇	◇	◇	◇	◇	◇	◇	◇	
□	□	□	□	□	□	□	□	□	□	□	□	□	□	□	□	□	□	□	□	□	□	□	□	□	□	□	□	□	□	□	□	□	□	□	□	□	□	
●	●	●	●	●	●	●	●	●	●	●	●	●	●	●	●	●	●	●	●	●	●	●	●	●	●	●	●	●	●	●	●	●	●	●	●	●	●	
●	●	●	●	●	●	●	●	●	●	●	●	●	●	●	●	●	●	●	●	●	●	●	●	●	●	●	●	●	●	●	●	●	●	●	●	●	●	
●	●	●	●	●	●	●	●	●	●	●	●	●	●	●	●	●	●	●	●	●	●	●	●	●	●	●	●	●	●	●	●	●	●	●	●	●	●	
●	●	●	●	●	●	●	●	●	●	●	●	●	●	●	●	●	●	●	●	●	●	●	●	●	●	●	●	●	●	●	●	●	●	●	●	●	●	
●	●	●	●	●	●	●	●	●	●	●	●	●	●	●	●	●	●	●	●	●	●	●	●	●	●	●	●	●	●	●	●	●	●	●	●	●	●	
●	●	●	●	●	●	●	●	●	●	●	●	●	●	●	●	●	●	●	●	●	●	●	●	●	●	●	●	●	●	●	●	●	●	●	●	●	●	
□	□	□	□	□	□	□	□	□	□	□	□	□	□	□	□	□	□	□	□	□	□	□	□	□	□	□	□	□	□	□	□	□	□	□	□	□	□	
●	●	●	●	●	●	●	●	●	●	●	●	●	●	●	●	●	●	●	●	●	●	●	●	●	●	●	●	●	●	●	●	●	●	●	●	●	●	
●	●	●	●	●	●	●	●	●	●	●	●	●	●	●	●	●	●	●	●	●	●	●	●	●	●	●	●	●	●	●	●	●	●	●	●	●	●	
●	●	●	●	●	●	●	●	●	●	●	●	●	●	●	●	●	●	●	●	●	●	●	●	●	●	●	●	●	●	●	●	●	●	●	●	●	●	
1	1	1	1	1	1	1	1	1	1	1	1	1	1	1	1	1	1	1	1	1	1	1	1	1	1	1	1	1	1	1	1	1	1	1	1	1		

◆ Available only with optional Fresh Air Intake Kit.
 * See bottom of page 62 and page 64 for qualifying Multi-Zone combinations.
 + Multi-Zone: Auto Changeover is not designed to provide rapid changes between heating and cooling operation or simultaneous heating and cooling. This feature is not recommended for systems with more than one indoor unit unless all indoor units have similar heating and cooling requirements and have similar temperature set points. If all indoor units have similar heating and cooling requirements and have similar temperature set points, auto changeover will work.
 1: Standard warranty is 5 year Parts / 7 year Compressor. 12 year Compressor/Parts warranty applies when properly registered AND installed by a Fujitsu AIRSTAGE Elite Contractor in a residence. See full warranty for details.







Single-Zone and Multi-Zone Systems Lineup

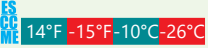
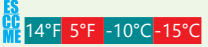
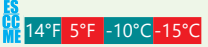
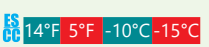

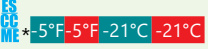
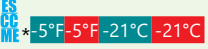
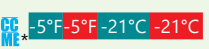
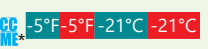
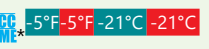



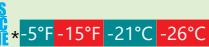
R-32

Single-Zone Heat Pumps RAC / PAC



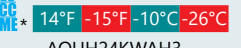
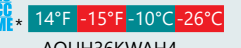

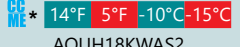

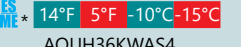

		BTU	9,000	12,000	15,000	18,000
Orion XLTH+	XLTH+ Wall Mounted Highest Efficiency Extra Extra Low Temp Heating		 AOUH09KTAP1/ ASUH09KTAS/B (White/Black)	 AOUH12KTAP1/ ASUH12KTAS/B (White/Black)	 AOUH15KTAP1/ ASUH15KTAS/B (White/Black)	
	Orion XLTH	XLTH Wall Mounted Highest Efficiency Extra Low Temp Heating		 AOUH09KZAH1/ ASUH09KZAS	 AOUH12KZAH1/ ASUH12KZAS	 AOUH15KZAH1/ ASUH15KZAS
Altair 700	Wall Mounted Mid Tier		 AOUH09KMAS1/ ASUH09KMAS	 AOUH12KMAS1/ ASUH12KMAS		
Altair 500	Wall Mounted Standard Tier		 AOUH09KPAS1 / ASUH09KPAS	 AOUH12KPAS1 / ASUH12KPAS		 AOUH18KPAS1 / ASUH18KPAS
Altair 300	Wall Mounted Entry Tier 230V		 AOUH09KNAS1 / ASUH09KNAS	 AOUH12KNAS1 / ASUH12KNAS		 AOUH18KNAS1 / ASUH18KNAS
	Wall Mounted Entry Tier 115V		 AOLH09KNAS1 / ASLH09KNAS	 AOLH12KNAS1 / ASLH12KNAS		
Centauri Universal Outdoor Unit	Ceiling Suspended					ABUH18KUAS
	Mid-Static Ducted			ARUH12KUAS		ARUH18KUAS
	Large Cassette Circular Flow					AUUH18KUAS
	Compact Cassette		ACUH09KUAS	ACUH12KUAS		ACUH18KUAS
	Multi Position AHU			AMUH12KUAS		AMUH18KUAS
	Floor Mounted		Coming Q2 2026 AGUH09KUAS	Coming Q2 2026 AGUH12KUAS	Coming Q2 2026 AGUH15KUAS	
	Shared Outdoor Unit		 AOUH09KUAS1 AOUH09KUBS1 (Q2 2026)	 AOUH12KUAS1 AOUH12KUBS1 (Q2 2026)		 AOUH18KUAS1
	Shared XLTH Outdoor Unit					

Multi Zone Heat Pumps - Indoor Units

		BTU	7,000	9,000	12,000	15,000	18,000	24,000
Aquila Multi-Zone Series	Wall Mounted		ASUH07KPAS	ASUH09KPAS	ASUH12KPAS	ASUH15KPAS	ASUH18KPAS	ASUH24KPAS
	Slim Duct Horizontal		ADUH07KUAS	ADUH09KUAS	ADUH12KUAS		ADUH18KUAS	ADUH24KUAS
	Compact Cassette		ACUH07KUAS	ACUH09KUAS	ACUH12KUAS		ACUH18KUAS	
	Mid-Static Ducted				ARUH12KUAS		ARUH18KUAS	ARUH24KUAS
	Multi Position AHU				AMUH12KUAS		AMUH18KUAS	AMUH24KUAS
	Floor Mounted			Coming Q2 2026 AGUH09KUAS	Coming Q2 2026 AGUH12KUAS	Coming Q2 2026 AGUH15KUAS		

	24,000	30,000	36,000	42,000	48,000
	 AOUH24KZAH1/ ASUH24KZAS				
	 AOUH24KPAS1/ ASUH24KPAS	 AOUH30KPAS1/ ASUH30KPAS	 AOUH36KPAS1/ ASUH36KPAS		
	 AOUH24KNAS1 / ASUH24KNAS				
	ABUH24KUAS	ABUH30KUAS	ABUH36KUAS		
	ARUH24KUAS	ARUH30KUAS	ARUH36KUAS	ARUH42KUAS	ARUH48KUAS
	AUUH24KUAS	AUUH30KUAS	AUUH36KUAS	AUUH42KUAS	AUUH48KUAS
	AMUH24KUAS	AMUH30KUAS	AMUH36KUAS		AMUH48KUAS
	 AOUH24KUAS1	 AOUH30KUAS1	 AOUH36KUAS1	 AOUH42KUAS1	 AOUH48KUAS1
		 AOUH30KUAH1	 AOUH36KUAH1	 AOUH42KUAH1	 AOUH48KUAH1

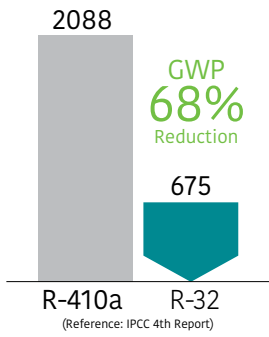
Multi Zone Heat Pumps - Outdoor Units Aquila XLTH / Aquila Series

		BTU/h	18,000 (2 zones)	24,000 (2-3 zones)	36,000 (2-4 zones)	45,000 (2-5 zones)
Aquila XLTH	XLTH Extra Low Temperature Heating 		 AOUH18KWAH2	 AOUH24KWAH3	 AOUH36KWAH4 AOUH36KWBH4 (Q2 2026)	
Aquila	Standard 		 AOUH18KWA52	 AOUH24KWA53	 AOUH36KWA54	 AOUH45KWA55 AOUH45KWB55 (Q2 2026)

*Certain Selected Systems/Combinations. Check the Energy Star [site](#) for more info.



Environmentally Friendly Refrigerant



Fujitsu AIRSTAGE Next-Gen Refrigerant

A refrigerant is a specialized fluid used to transfer heat from one location to another. Fujitsu General has chosen R-32 refrigerant for its environmental performance, offering a significantly lower Global Warming Potential (GWP) compared to other refrigerants.

Additionally, R-32 models require less refrigerant while delivering the superior performance and quality you have come to know.



Single-Zone Mini-Split Systems

Making the hottest places cool and the coolest places more comfortable

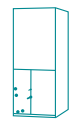
- Extensive lineup from 9,000 to 48,000 BTU
- 51 different systems available in 7 indoor unit styles
- Energy efficient systems with SEER2 ratings as high as 33.5 and HSPF2 as high as 14
- Many ENERGY STAR® qualified systems
- Inverter Technology is used in all systems
- All systems feature environmentally friendly R-32 refrigerant
- Quiet operation with indoor units as low as 19dB(A) and outdoor units as low as 44dB(A)



Ductless Technology

AIRSTAGE mini-splits are easy to install, require little or no ducting, and can provide comfort for any room or the entire home.

Or...



Ducted Technology

Effortless installation meets exceptional performance - AIRSTAGE ducted mini-splits bring you the sleek efficiency and whisper-quiet comfort of a mini-split, seamlessly integrated into any space.



Energy Efficient

Save up to 30% on energy bills with AIRSTAGE H-Series systems. Take advantage of local rebates and save even more.

Inverter Technology

Enjoy quick temperature adjustments and consistent comfort as the system adjusts its performance based on your needs.



Year-Round Comfort

AIRSTAGE systems offer both heating and cooling to keep you comfortable year-round.



Quiet & Flexible

With a range of sizes and styles, AIRSTAGE systems offer a smaller footprint, ideal for installations in compact spaces. Furthermore, both indoor and outdoor units feature ultra-quiet operation, providing discreet and efficient comfort.



Revolutionary Controls

Compatible with a wide range of optional controllers.



Guided by the Stars, Inspired by Innovation

Our all new, R-32 heat pump systems are newly categorized under family names for easy recognition. We looked to the stars for inspiration:

AIRSTAGE Orion

Orion, with its bright stars and distinctive belt, guided sailors in both hemispheres. Fujitsu's Orion XLTH and XLTH+ products embody strength, reliability, and performance in extreme conditions. A symbol of unwavering endurance.

AIRSTAGE Altair

Altair, a bright star in the Aquila constellation and part of the Summer Triangle, guided sailors in the Northern Hemisphere. Similarly, Fujitsu's Airstage H-Series Altair 300, 500, and 700 offer exceptional quality, precision, and efficiency. The brightest stars in climate control.

AIRSTAGE Aquila

Aquila, "The Eagle," symbolizes vision, strength, and the courage to soar. Fujitsu's Aquila and Aquila XLTH products embody bold exploration, performance, sustainability, and quality. A commitment to limitless potential.

AIRSTAGE Centauri

Alpha Centauri, the closest star system, symbolizes the frontier of discovery and future exploration. Fujitsu's Centauri and Centauri XLTH products embody this pioneering spirit with energy efficiency, smart controls, and flexible design. Leading the way to a sustainable future.

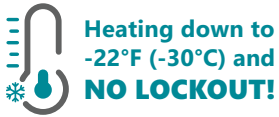


Experience Beyond Expectations

Fujitsu's commitment to quality and reliability is based on more than 60 years of experience in heating and air conditioning as well as technological development and research conducted according to the strictest and most rigorous standards.



AIRSTAGE Orion XLTH+ 9, 12, 15,000 BTU/h Wall Mounted Heat Pump Systems



Heating down to
-22°F (-30°C) and
NO LOCKOUT!

Handheld remote
control included
with indoor unit


Built in Wi-Fi®



The Orion XLTH+ Series is an advanced system combining sleek, black or white, wall-mounted aesthetics, with innovative fan technology and ultra-quiet operation. Its compact outdoor unit and extended line set lengths simplify installation, integrating into any space. Built to perform in extreme cold, the Orion XLTH+ delivers unmatched flexibility and reliable, energy-efficient heating and cooling for year-round comfort.

Features (System Features see page 16)

INDOOR UNIT:

- **Compact** wall-mounted indoor unit delivering superior comfort
- Available in a sleek **black** or classic **white** finish for a **flexible** aesthetic choice
- Indoor unit with **PROCORE™ (High Corrosion Resistant Copper)** coils for long-lasting protection against corrosion
- **Whisper-quiet operation** with sound levels as low as 23dB
- **Multiple fan speeds:** Auto, High, Med-High, Med, Med-Low, Low, and Quiet
- **Backlit Wireless Remote Controller** provided with the indoor unit

Special Operation modes available:

- Economy Mode/ Energy Saving Mode / Powerful Mode / Minimum Heat Mode / Automatic defrosting operation / Auto-restart function / Occupancy Mode

Enhanced controls platform for seamless, intuitive operation:

- Built-in Wi-Fi® connectivity with remote monitoring via the AIRSTAGE Mobile App
- Extended connectivity with support for third-party interface options
- Compatible with BACnet and Modbus protocols for seamless integration with building management and home automation systems



Additional premium features include, but are not limited to:

- Built-in external input and output for interlocking systems with 3rd party devices (ex: fire alarm, door switch, humidifier, aux. heat & more)
- Multiple Auxiliary Heat logic options for optimized heating performance
- Service monitoring functionality via compatible accessories (UTY-RVRU & UTY-RNRUZ-series)

OUTDOOR UNIT:

- **INVERTER-driven** compressor that offers superior performance, comfort, and energy savings
- **Extreme performance** with reliable heating down to **-22°F (-30°C)**.
- **Base pan heater** designed for **extreme cold** climates
- **Compact** outdoor unit with **extended** line set lengths up to 66ft (20m)
- **Up to 33% higher** rated heating capacity than nominal capacity
- **Low-noise** outdoor unit operation mode

Optional Accessories

UTY-RVRU *	KAGAMI - Touch Panel Wired Controller
UTY-RNRUZ-Series *	Touch Panel Wired Remote Controller
UTY-RHRYZ-Series *	Simple Wired Remote (Without Mode Function) - Hospitality
UTY-RSRYZ-Series *	Simple Wired Remote (With Mode Function)
UTY-TWRXZ4	Communication Kit - Wall Mounted
FJ-AC-WIFI-1	Intesis Wi-Fi Device: Wired Module
FJ-IR-WIFI-1NA	Intesis IR Wireless AC Cloud Control Interface (Intesis Home app)
UTY-VMSX	Modbus Converter
UTY-VTGX *	Network Converter - Convert H-Series Comm. Protocol to V/J-Series Comm.
FJ-AC-485-1	Intesis - BACnet MSTP & Modbus RTU Gateway
UTY-TERX *	External Switch Controller
UTY-TTRXZ1 *^	24V Thermostat Interface
TTRXZ1-KIT *^	24V Thermostat Interface Kit (UTY-TTRXZ1, UTY-WIFI Plug & 24V Transformer)
UTY-XCSXZ3	External input and output PCB
UTY-XWZX	External Wire Kit (To connect External Devices to PCB)
UTY-XWZXZ5	External Connect Kit
UTZ-DUHGG*A	Hail Guard (Selected Models Only)
UTZ-DUSHG*A	Snow Hood (Selected Models Only)
UTZ-DUWBG*A	Wind Baffle (Selected Models Only)

*: Requires Communication kit UTY-TWRXZ4 to connect this device to IDU.
^: This device may not be used with any other type of controls (central controller, wired/wireless RC, WiFi adapter, BMS interface).

Systems 09KTAP1, 12KTAP1, 15KTAP1

UP TO 33.5 SEER2

		09KTAP1S/B		12KTAP1S/B		15KTAP1S/B	
		XLTH+		XLTH+		XLTH+	
Performance							
Rated Cooling	BTU/h	9,000		12,000		14,500	
Min.-Max. Cooling	BTU/h	3,100—15,200		3,100—17,300		3,900—19,400	
Rated Heating	BTU/h	12,000		15,300		17,400	
Min.-Max. Heating	BTU/h	3,300—24,000		4,500—27,300		4,500—28,000	
SEER2	BTU/hW	33.5		31.5		28.7	
HSPF 2 (IV) / HSPF 2 (V)	BTU/hW	14 / 11.5		13.7 / 11.3		13 / 10.7	
EER2	BTU/hW	19.1		16.7		15.4	
COP2	kW/kW	5.42		4.88		4.72	
Energy Star Rating*		ES, ESCC, ESME		ES, ESCC, ESME		ES, ESCC, ESME	
Clg. Operating Range	°F (°C)	14 to 122 (-10 to 50)		14 to 122 (-10 to 50)		14 to 122 (-10 to 50)	
Htg. Operating Range	°F (°C)	-22 to 75 (-30 to 24)		-22 to 75 (-30 to 24)		-22 to 75 (-30 to 24)	
Moisture Removal	Pt./h (l/h)	3.6 (1.7)		3.8 (1.8)		5.1 (2.4)	
Max Htg % of Nominal Capacity at +5°F (-15°C)^		189%		171%		157%	
Max Htg % of Nominal Capacity at -5°F (-21°C)^		179%		156%		138%	
Max Htg % of Nominal Capacity at -15°F (-26°C)^		147%		128%		116%	
Max Htg % of Nominal Capacity at -22°F (-30°C)^		113%		103%		101%	
Fan (Cooling Mode)							
Air Circulation: Hi	CFM (m3/h)	483 (820)		512 (870)		547 (930)	
Med-High		441 (750)		465 (790)		500 (850)	
Medium		412 (700)		412 (700)		465 (790)	
Med-Low		377 (640)		377 (640)		424 (720)	
Low		347 (590)		347 (590)		371 (630)	
Quiet		206 (350)		206 (350)		259 (440)	
Fan Speed Stages		6+Auto		6+Auto		6+Auto	
Sound Levels (Clg/Htg)							
Indoor: Hi	dB(A)	43/45		44/45		45/46	
Med-High		42/42		43/42		44/45	
Medium		39/38		39/38		43/42	
Med-Low		37/36		37/36		40/38	
Low		35/34		35/34		37/36	
Quiet		23/23		23/23		26/26	
Outdoor		44/44		48/49		51/49	
Electrical							
Voltage/Frequency/Phase		208-230/60/1		208-230/60/1		208-230/60/1	
Circuit Breaker	Amps	15		20		20	
Current Rated/Max: Clg.	Amps	2.2/6.4		3.3/7.4		4.3/8.9	
Current Rated/Max: Htg.	Amps	3/10.9		4.2/12.9		4.9/15.9	
Power Use Rated/Max: Clg.	kW	0.47/1.10		0.72/1.32		0.94/1.63	
Power Use Rated/Max: Htg.	kW	0.65/2.29		0.92/2.23		0.21/2.30	
Size & Weight							
Net Weight	lbs. (kg)	31 (14)	86 (39)	31 (14)	93 (42)	31 (14)	97 (44)
Dimensions: Height	Inch	11 5/8	24 7/8	11 5/8	28 3/16	11 5/8	28 3/16
	mm	295	632	295	716	295	716
Width	Inch	35 3/16	31 7/16	35 3/16	32 5/16	35 3/16	32 5/16
	mm	894	799	894	820	894	820
Depth	Inch	11	11 7/16	11	12 3/8	11	12 3/8
	mm	280	290	280	315	280	315
Refrigerant		R-32		R-32		R-32	
Additional Data							
Air Direction: Horiz.		Automatic		Automatic		Automatic	
Vertical		Automatic		Automatic		Automatic	
Air Filter Type		Washable		Washable		Washable	
Min. Lineset Length	Ft (m)	10 (3)		10 (3)		10 (3)	
Max. Lineset Length	Ft (m)	66 (20) (pre-charge: 49')		66 (20) (pre-charge: 49')		66 (20) (pre-charge: 49')	
Max. Vertical Diff.	Ft (m)	49 (15)		49 (15)		49 (15)	
Lineset Size	Inch	Gas 3/8	Liq. 1/4	Gas 3/8	Liq. 1/4	Gas 3/8	Liq. 1/4
^Based on nominal capacity (e.g. 09KTAP1 based on 9,000 BTUH/h) @70°F indoor setpoint. Refer to Design & Technical Manual for more heating capacity data.		Indoor ASUH09KTAS ASUH09KTAB	Outdoor AOUH09KTAP1	Indoor ASUH12KTAS ASUH12KTAB	Outdoor AOUH12KTAP1	Indoor ASUH15KTAS ASUH15KTAB	Outdoor AOUH15KTAP1




AIRSTAGE Orion XLTH

9, 12, 15, 18, 24,000 BTU/h
Wall Mounted Heat Pump Systems

Heating down to
-15°F (-26°C) and
NO LOCKOUT!

Handheld remote
control included
with indoor unit



XLTH



Built in Wi-Fi®

Experience the difference in comfort and efficiency with our feature-packed Orion XLTH Series. The innovative wall-mounted design and advanced fan technology ensure superior performance and whisper-quiet operation. The compact outdoor unit and extended line set lengths provide installation flexibility, making it easier than ever to bring exceptional comfort to any space.

Features (System Features see page 16)

INDOOR UNIT:

- **Compact** wall-mounted indoor unit delivering superior comfort and energy-efficient performance
- Indoor unit with **PROCORE™ (High Corrosion Resistant Copper)** coils for long-lasting protection against corrosion
- **Whisper-quiet operation** with sound levels as low as 23dB
- **Multiple fan speeds:** Auto, High, Med-High, Med, Med-Low, Low, and Quiet
- **Backlit Wireless Remote Controller** provided with the indoor unit

Special Operation modes available:

- Economy Mode/ Energy Saving Mode / Powerful Mode / Minimum Heat Mode / Automatic defrosting operation / Auto-restart function / Occupancy Mode

Enhanced controls platform for seamless, intuitive operation:

- Built-in Wi-Fi® connectivity with remote monitoring via the AIRSTAGE Mobile App
- Extended connectivity with support for third-party interface options
- Compatible with BACnet and Modbus protocols for seamless integration with building management and home automation systems



Additional premium features include, but are not limited to:

- Built-in external input and output for interlocking systems with 3rd party devices (ex: fire alarm, door switch, humidifier, aux. heat & more)
- Multiple Auxiliary Heat logic options for optimized heating performance
- Service monitoring functionality via compatible accessories (UTY-RVRU & UTY-RNRUZ-series)

OUTDOOR UNIT:

- **INVERTER-driven** compressor that offers superior performance, comfort, and energy savings
- **Base pan heater** designed for **extreme cold** climates
- **Compact** outdoor unit with **extended** line set length
- **Up to 53% higher** rated heating capacity than nominal capacity at -5°F
- **Low-noise** outdoor unit operation mode

Optional Accessories

UTY-RVRU*	KAGAMI - Touch Panel Wired Controller
UTY-RNRUZ-Series*	Touch Panel Wired Remote Controller
UTY-RHRYZ-Series*	Simple Wired Remote (Without Mode Function) - Hospitality
UTY-RSRYZ-Series*	Simple Wired Remote (With Mode Function)
UTY-TWRXZ2	Communication Kit - Wall Mounted
FJ-AC-WIFI-1	Intesis Wi-Fi Device: Wired Module
FJ-IR-WIFI-1NA	Intesis IR Wireless AC Cloud Control Interface (Intesis Home app)
UTY-VMSX	Modbus Converter
UTY-VTGX*	Network Converter - Convert H-Series Comm. Protocol to V/J-Series Comm.
FJ-AC-485-1	Intesis - BACnet MSTP & Modbus RTU Gateway
UTY-TERX*	External Switch Controller
UTY-TTRXZ1*^	24V Thermostat Interface
TTRXZ1-KIT*^	24V Thermostat Interface Kit (UTY-TTRXZ1, UTY-WIFI Plug & 24V Transformer)
UTY-XCSXZ2	External input and output PCB
UTY-XWZXZ5	External Connect Kit
UTY-XWZX	External Wire Kit (To connect External Devices to PCB)
UTZ-DUHGG*A	Hail Guard (Selected Models only)
UTZ-DUSHG*A	Snow Hood (Selected Models only)
UTZ-DUWBG*A	Wind Baffle (Selected Models only)

* : Requires Communication kit UTY-TWRXZ2 to connect this device to IDU

^: This device may not be used with any other type of controls (central controller, wire/wireless RC, WiFi adapter, BMS interface)

Systems 09KZAH1, 12KZAH1, 15KZAH1, 18KZAH1, 24KZAH1

UP TO 33.1 SEER2

		09KZAH1		12KZAH1		15KZAH1		18KZAH1		24KZAH1	
Performance		XLTH		XLTH		XLTH		XLTH		XLTH	
Rated Cooling	BTU/h	9,000		12,000		14,500		18,000		22,000	
Min.-Max. Cooling	BTU/h	3,100—12,500		3,100—16,000		3,100—19,000		7,000—26,200		9,100—28,900	
Rated Heating	BTU/h	12,000		16,000		18,000		21,600		25,200	
Min.-Max. Heating	BTU/h	3,500—23,000		3,500—23,600		4,150—25,000		8,000—31,800		8,200—36,800	
SEER2	BTU/hW	33.1		30.5		27.5		25.5		24.0	
HSPF 2 (IV) / HSPF 2 (V)	BTU/hW	13.3 / 10.7		12.7 / 10.1		12.7 / 10.1		12.5 / 10.1		11.9 / 9.4	
EER2	BTU/hW	18.8		16.0		14.8		14.0		12.5	
COP2	kW/kW	5.34		4.64		4.60		4.36		3.96	
Energy Star Rating*		ES, ESCC, ESME		ES, ESCC, ESME		ES, ESCC, ESME		ES, ESCC, ESME		ES, ESCC, ESME	
Clg. Operating Range	°F (°C)	14 to 122 (-10 to 50)		14 to 122 (-10 to 50)		14 to 122 (-10 to 50)		14 to 122 (-10 to 50)		14 to 122 (-10 to 50)	
Htg. Operating Range	°F (°C)	-15 to 75 (-26 to 24)		-15 to 75 (-26 to 24)		-15 to 75 (-26 to 24)		-15 to 75 (-26 to 24)		-15 to 75 (-26 to 24)	
Moisture Removal	Pt./h (l/h)	2.3 (1.1)		4.0 (1.9)		5.3 (2.5)		7.6 (3.6)		8.7 (4.1)	
Max Htg % of Nominal Capacity at +5°F (-15°C)^		171%		138%		140%		141%		108%	
Max Htg % of Nominal Capacity at -5°F (-21°C)^		154%		124%		126%		127%		95%	
Max Htg % of Nominal Capacity at -15°F (-26°C)^		127%		102%		109%		106%		80%	
Fan (Cooling Mode)											
Air Circulation: Hi	CFM (m3/h)	518 (880)		518 (880)		553 (940)		624 (1,060)		624 (1,060)	
Med-High	CFM (m3/h)	453 (770)		453 (770)		494 (840)		571 (970)		571 (970)	
Medium	CFM (m3/h)	388 (660)		388 (660)		441 (750)		518 (880)		518 (880)	
Med-Low	CFM (m3/h)	347 (590)		347 (590)		371 (630)		471 (800)		471 (800)	
Low	CFM (m3/h)	300 (510)		300 (510)		300 (510)		430 (730)		430 (730)	
Quiet	CFM (m3/h)	200 (340)		200 (340)		230 (390)		371 (630)		371 (630)	
Fan Speed Stages		6+Auto		6+Auto		6+Auto		6+Auto		6+Auto	
Sound Levels (Clg/Htg)											
Indoor: Hi	dB(A)	43/44		43/44		45/46		44/46		44/47	
Med-High	dB(A)	41/41		41/41		43/44		42/42		42/43	
Medium	dB(A)	37/37		37/37		40/41		39/38		39/38	
Med-Low	dB(A)	34/34		34/34		36/35		36/36		36/36	
Low	dB(A)	31/31		31/31		31/31		33/34		33/34	
Quiet	dB(A)	23/23		23/23		26/26		30/30		30/30	
Outdoor	dB(A)	46/47		47/47		49/50		47/50		51/54	
Electrical											
Voltage/Frequency/Phase		208-230/60/1		208-230/60/1		208-230/60/1		208-230/60/1		208-230/60/1	
Circuit Breaker	Amps	15		15		20		20		20	
Current Rated/Max: Clg.	Amps	2.5/9.4		3.8/9.4		4.8/9.9		5.9/15.4		7.8/15.4	
Current Rated/Max: Htg.	Amps	3.3/11.9		4.7/11.9		5.2/14.4		6.5/15.9		8.3/15.9	
Power Use Rated/Max: Clg.	kW	0.48/0.92		0.75/1.22		0.98/1.70		1.29/2.45		1.76/3.05	
Power Use Rated/Max: Htg.	kW	0.66/2.19		1.01/2.25		1.15/2.25		1.45/2.90		1.86/3.55	
Size & Weight											
Net Weight	lbs. (kg)	28 (12.5)	86 (39)	28 (12.5)	86 (39)	28 (12.5)	86 (39)	36 (16.5)	117 (53)	36 (16.5)	117 (53)
Dimensions: Height	Inch	11	24 7/8	11	24 7/8	11	24 7/8	13 3/8	31	13 3/8	31
	mm	280	632	280	632	280	632	340	788	340	788
Width	Inch	38 9/16	31 7/16	38 9/16	31 7/16	38 9/16	31 7/16	45 1/4	37	45 1/4	37
	mm	980	799	980	799	980	799	1150	940	1150	940
Depth	Inch	9 7/16	11 7/16	9 7/16	11 7/16	9 7/16	11 7/16	11	12 5/8	11	12 5/8
	mm	240	290	240	290	240	290	280	320	280	320
Refrigerant		R-32		R-32		R-32		R-32		R-32	
Additional Data											
Air Direction: Horiz.		Automatic		Automatic		Automatic		Automatic		Automatic	
Vertical		Automatic		Automatic		Automatic		Automatic		Automatic	
Air Filter Type		Washable		Washable		Washable		Washable		Washable	
Min. Lineset Length	Ft (m)	10 (3)		10 (3)		10 (3)		16 (5)		16 (5)	
Max. Lineset Length	Ft (m)	82 (25) (pre-charge: 49')		82 (25) (pre-charge: 49')		98 (30) (pre-charge: 49')		164 (50) (pre-charge: 66')		164 (50) (pre-charge: 66')	
Max. Vertical Diff.	Ft (m)	66 (20)		66 (20)		82 (25)		98 (30)		98 (30)	
Lineset Size	Inch	Gas 3/8	Liq. 1/4	Gas 3/8	Liq. 1/4	Gas 1/2	Liq. 1/4	Gas 5/8	Liq. 3/8	Gas 5/8	Liq. 3/8
		Indoor ASUH09KZAS	Outdoor AOUH09KZAH1	Indoor ASUH12KZAS	Outdoor AOUH12KZAH1	Indoor ASUH15KZAS	Outdoor AOUH15KZAH1	Indoor ASUH18KZAS	Outdoor AOUH18KZAH1	Indoor ASUH24KZAS	Outdoor AOUH24KZAH1

^Based on nominal capacity (e.g. 09KZAH1 based on 9,000 BTUH/h) @70°F indoor setpoint. Refer to Design & Technical Manual for more heating capacity data.





AIRSTAGE Altair 700

9, 12,000 BTU/h
Wall Mounted Heat Pump Systems

Heating down to 5°F (-15°C) and **NO LOCKOUT!**

Handheld remote control included with indoor unit



Built in Wi-Fi®

Maximize comfort and efficiency with the Altair 700 Series inverter heat pumps. Packed with top-quality features, this energy-efficient system includes a stylish wall-mounted design, cutting-edge fan technology, and whisper-quiet operation. The compact outdoor unit and extended line set lengths make installation effortless, delivering unparalleled comfort and flexibility to any space.

Features (System Features see page 16)

INDOOR UNIT:

- **Compact** wall-mounted indoor unit delivering superior comfort and energy-efficient performance
- Indoor unit with **PROCORE™ (High Corrosion Resistant Copper)** coils for long-lasting protection against corrosion
- **Whisper-quiet operation** with sound levels as low as 19dB

Special Operation modes available:

- Economy Mode/ Energy Saving Mode / Powerful Mode / Minimum Heat Mode / Automatic defrosting operation / Auto-restart function
- **Wireless Remote Controller** provided with the indoor unit

Enhanced controls platform for seamless, intuitive operation:

- Built-in Wi-Fi® connectivity with remote monitoring via the AIRSTAGE Mobile App
- Extended connectivity with support for third-party interface options
- Compatible with BACnet and Modbus protocols for seamless integration with building management and home automation systems



Additional premium features include, but are not limited to:

- Built-in external input and output for interlocking systems with 3rd party devices (ex: fire alarm, door switch, humidifier, aux. heat & more)
- Multiple Auxiliary Heat logic options for optimized heating performance
- Service monitoring functionality via compatible accessories (UTY-RVRU & UTY-RNRUZ-series)

OUTDOOR UNIT:

- **INVERTER-driven** compressor that offers superior performance, comfort, and energy savings
- **Compact** outdoor unit with **extended** line set lengths up to 66ft (20m)
- **Up to 33% higher** rated heating capacity than nominal capacity
- **Low-noise** outdoor unit operation mode

Optional Accessories

UTY-RVRU *	KAGAMI - Touch Panel Wired Controller
UTY-RNRUZ-Series *	Touch Panel Wired Remote Controller
UTY-RHRYZ-Series *	Simple Wired Remote (Without Mode Function) - Hospitality
UTY-RSRYZ-Series *	Simple Wired Remote (With Mode Function)
UTY-TWRXZ2	Communication Kit - Wall Mounted
FJ-AC-WIFI-1	Intesis Wi-Fi Device: Wired Module
FJ-IR-WIFI-1NA	Intesis IR Wireless AC Cloud Control Interface (Intesis Home app)
UTY-VMSX	Modbus Converter
UTY-VTGX *	Network Converter - Convert H-Series Comm. Protocol to V/J-Series Comm.
FJ-AC-485-1	Intesis - BACnet MSTP & Modbus RTU Gateway
UTY-TERX *	External Switch Controller
UTY-TTRXZ1 *^	24V Thermostat Interface
TTRXZ1-KIT *^	24V Thermostat Interface Kit (UTY-TTRXZ1, UTY-WIFI Plug & 24V Transformer)
UTY-XCSXZ2	External input and output PCB
UTY-XWZX	External Wire Kit (To connect External Devices to PCB)
UTY-XWZXZ5	External Connect Kit
UTZ-DUHGG2A	Hail Guard
UTZ-DUSHG2A	Snow Hood
UTZ-DUWBG2A	Wind Baffle

*: Requires Communication kit UTY-TWRXZ2 to connect this device to IDU

^: This device may not be used with any other type of controls (central controller, wire/wireless RC, WiFi adapter, BMS interface)

Systems 09KMAS1, 12MPAS1

UP TO 30.0 SEER2

		09KMAS1		12KMAS1	
Performance					
Rated Cooling	BTU/h	9,000		12,000	
Min.-Max. Cooling	BTU/h	3,100—12,100		3,100—13,800	
Rated Heating	BTU/h	12,000		14,000	
Min.-Max. Heating	BTU/h	2,800—18,100		2,800—19,800	
SEER2	BTU/hW	30.0		27.5	
HSPF 2 (IV) / HSPF 2 (V)	BTU/hW	12.6 / 9.9		11.2 / 8.5	
EER2	BTU/hW	16.4		13.5	
COP2	kW/kW	4.64		4.32	
Energy Star Rating*		ES, ESCC, ESME		ES, ESCC, ESME	
Clg. Operating Range	°F (°C)	14 to 122 (-10 to 50)		14 to 122 (-10 to 50)	
Htg. Operating Range	°F (°C)	5 to 75 (-15 to 24)		5 to 75 (-15 to 24)	
Moisture Removal	Pt./h (l/h)	2.9 (1.38)		3.7 (1.73)	
Fan (Cooling Mode)					
Air Circulation: Hi	CFM (m3/h)	400 (680)		400 (680)	
Medium	CFM (m3/h)	324 (550)		324 (550)	
Low	CFM (m3/h)	253 (430)		253 (430)	
Quiet	CFM (m3/h)	153 (260)		153 (260)	
Fan Speed Stages		4+Auto		4+Auto	
Sound Levels (Clg/Htg)					
Indoor: Hi	dB(A)	40/42		40/42	
Medium	dB(A)	35/38		35/38	
Low	dB(A)	30/33		30/33	
Quiet	dB(A)	19/21		19/21	
Outdoor	dB(A)	44/47		48/50	
Electrical					
Voltage/Frequency/Phase		208-230/60/1		208-230/60/1	
Circuit Breaker	Amps	15		15	
Current Rated/Max: Clg.	Amps	2.9/6.4		4.3/6.9	
Current Rated/Max: Htg.	Amps	3.8/9.4		4.6/9.4	
Power Use Rated/Max: Clg.	kW	0.55/0.94		0.89/1.24	
Power Use Rated/Max: Htg.	kW	0.76/1.61		0.95/1.76	
Size & Weight					
Net Weight	lbs. (kg)	22 (10)	71 (32)	22 (10)	71 (32)
Dimensions: Height	Inch	10-5/8	21-5/16	10-5/8	21-5/16
	mm	270	542	270	542
Width	Inch	32-13/16	31-7/16	32-13/16	31-7/16
	mm	834	799	834	799
Depth	Inch	8-3/4	11-7/16	8-3/4	11-7/16
	mm	222	290	222	290
Refrigerant		R-32		R-32	
Additional Data					
Air Direction: Horiz.		Manual		Manual	
Vertical		Automatic		Automatic	
Air Filter Type		Washable		Washable	
Min. Lineset Length	Ft (m)	10 (3)		10 (3)	
Max. Lineset Length	Ft (m)	66 (20) (pre-charge: 49')		66 (20) (pre-charge: 49')	
Max. Vertical Diff.	Ft (m)	49 (15)		49 (15)	
Lineset Size	Inch	Gas 3/8	Liq. 1/4	Gas 3/8	Liq. 1/4
		Indoor ASUH09KMAS	Outdoor AOUH09KMAS1	Indoor ASUH12KMAS	Outdoor AOUH12KMAS1





AIRSTAGE Altair 500

9, 12, 18, 24, 30, 36,000 BTU/h
Wall Mounted Heat Pump Systems

Heating down to 5°F (-15°C) and NO LOCKOUT!

Handheld remote control included with indoor unit



ASUH09-12KPAS



ASUH18-24KPAS



ASUH30-36KPAS



AOUH09-12 KPAS1



AOUH18-24KPAS1



AOUH30-36 KPAS1

Elevate your comfort with the Altair 500 Series inverter heat pump. Offering enhanced features and performance, this system boasts a sleek wall-mounted design and advanced fan technology for superior efficiency and quiet operation. With its compact outdoor unit and extended line set lengths, the Altair 500 Series provides greater flexibility for seamless installation in a variety of spaces.

Features (System Features see page 16)

INDOOR UNIT:

- **Compact** wall-mounted indoor unit delivering superior comfort and energy-efficient performance
- Indoor unit with **PROCORE™ (High Corrosion Resistant Copper)** coils for long-lasting protection against corrosion
- **Whisper-quiet operation** with sound levels as low as 19dB
- **Improved corrosion resistance** and coil durability through Hydro Fin-coated heat exchanger
- **Backlit wireless remote controller** with luminous buttons for easy visibility, included with the indoor unit

Special Operation modes available:

- Economy Mode/ Energy Saving Mode / Powerful Mode / Minimum Heat Mode / Automatic defrosting operation / Auto-restart function

Enhanced controls platform for seamless, intuitive operation:

- Wi-Fi connectivity with AIRSTAGE Mobile App monitoring via compatible USB WLAN adapter
- Extended connectivity with support for third-party interface options
- Compatible with BACnet and Modbus protocols for seamless integration with building management and home automation systems

Additional premium features include, but are not limited to:

- Built-in external input and output for interlocking systems with 3rd party devices (ex: fire alarm, door switch, humidifier, aux. heat & more)
- Multiple Auxiliary Heat logic options for optimized heating performance
- Service monitoring functionality via compatible accessories (UTY-RVRU & UTY-RNRUZ-series)

OUTDOOR UNIT:

- **INVERTER-driven** compressor that offers superior performance, comfort, and energy savings
- **Compact** outdoor unit with **extended** line set
- **Up to 16% higher** rated heating capacity than nominal capacity
- **Low-noise** outdoor unit operation mode
- **Special Cooling Operation** extends cooling performance down to -4°F (-20°C) for high-heat applications such as server rooms, telecom facilities, classrooms, conference rooms, and more (available on select models).

Optional Accessories

UTY-RVRU *	KAGAMI - Touch Panel Wired Controller
UTY-RNRUZ-Series *	Touch Panel Wired Remote Controller
UTY-RHRYZ-Series *	Simple Wired Remote (Without Mode Function) - Hospitality
UTY-RSRYZ-Series *	Simple Wired Remote (With Mode Function)
UTY-TWRXZ2	Communication Kit - Wall Mounted
UTY-TFSXH4	Wi-Fi Adapter (WiFi Interface Module USB Type)
FJ-AC-WIFI-1	Intesis Wi-Fi Device: Wired Module
FJ-IR-WIFI-1NA	Intesis IR Wireless AC Cloud Control Interface (Intesis Home app)
UTY-VMSX	Modbus Converter
UTY-VTGX *	Network Converter - Convert H-Series Comm. Protocol to V/J-Series Comm.
FJ-AC-485-1	Intesis - BACnet MSTP & Modbus RTU Gateway
UTY-TERX *	External Switch Controller
UTY-TTRXZ1 *^	24V Thermostat Interface
TTRXZ1-KIT *^	24V Thermostat Interface Kit (UTY-TTRXZ1, UTY-WIFI Plug & 24V Transformer)
UTY-XCSXZ2	External input and output PCB
UTY-XWZX	External Wire Kit (To connect External Devices to PCB)
UTY-XWZXZ5	External Connect Kit (Dry Contact Wire Kit enables seamless system activation and deactivation via external inputs like home automation systems, switches, or third-party controls)
UTZ-DUWBG*A	Wind Baffle (Selected Models Only)
UTZ-DUHGG*A	Hail Guard (Selected Models Only)
UTZ-DUSHG*A	Snow Hood (Selected Models Only)

*: Requires Communication kit UTY-TWRXZ2 to connect this device to IDU.

^: This device may not be used with any other type of controls (central controller, wire/wireless RC, WiFi adapter, BMS interface).

Systems 09KPAS1, 12KPAS1, 18KPAS1, 24KPAS1, 30KPAS1, 36KPAS1

UP TO 26.0 SEER2

		09KPAS1	12KPAS1	18KPAS1	24KPAS1	30KPAS1	36KPAS1						
Performance													
Rated Cooling	BTU/h	9,000	12,000	18,000	22,000	30,000	33,000						
Min.-Max. Cooling	BTU/h	3,100—11,200	3,100—13,600	4,000—20,000	4,000—24,400	9,900—32,400	9,900—34,100						
Rated Heating	BTU/h	10,000	14,000	18,000	24,000	30,000	34,000						
Min.-Max. Heating	BTU/h	2,400—13,600	2,700—17,000	4,150—24,000	4,150—29,000	9,200—34,800	9,200—37,500						
SEER2	BTU/hW	26.0	24.0	22.0	21.5	22.0	21.0						
HSPF 2 (IV) / HSPF 2 (V)	BTU/hW	10.8 / 8.2	10.5 / 7.9	10.5 / 8.3	10 / 7.7	10.2 / 8	10 / 7.7						
EER2	BTU/hW	12.5	11.7	12.5	11.7	11.7	9.75						
COP2	kw/kW	4.18	3.80	4.20	3.80	3.62	3.30						
Energy Star Rating*		ES, ESME	ES,ESME	ES, ESCE, ESME	ES, ESCE, ESME	ES, ESCE, ESME	ESCE						
Clg. Operating Range	°F (°C)	14 to 122 (-10 to 50)	14 to 122 (-10 to 50)	14 [^] to 122 (-10 to 50)	14 [^] to 122 (-10 to 50)	14 [^] to 122 (-10 to 50)	14 [^] to 122 (-10 to 50)						
Htg. Operating Range	°F (°C)	5 to 75 (-15 to 24)	5 to 75 (-15 to 24)	5 to 75 (-15 to 24)	5 to 75 (-15 to 24)	5 to 75 (-15 to 24)	5 to 75 (-15 to 24)						
Moisture Removal	Pt./h (l/h)	2.40 (1.12)	3.40 (1.59)	4.9 (2.3)	6.3 (3.0)	9.1 (4.3)	10.4 (4.9)						
Fan (Cooling Mode)													
Air Circulation: Hi	CFM (m3/h)	394 (670)	430 (730)	536 (910)	689 (1,170)	806 (1,370)	806 (1,370)						
Med-High	CFM (m3/h)	365 (620)	365 (620)	506 (860)	583 (990)	724 (1,230)	724 (1,230)						
Medium	CFM (m3/h)	318 (540)	318 (540)	483 (820)	483 (820)	653 (1,110)	653 (1,110)						
Med-Low	CFM (m3/h)	283 (480)	283 (480)	430 (730)	430 (730)	583 (990)	583 (990)						
Low	CFM (m3/h)	247 (420)	247 (420)	377 (640)	377 (640)	518 (880)	518 (880)						
Quiet	CFM (m3/h)	153 (260)	153 (260)	259 (440)	312 (530)	418 (710)	418 (710)						
Fan Speed Stages		6+Auto	6+Auto	6+Auto	6+Auto	6+Auto	6+Auto						
Sound Levels (Clg/Htg)													
Indoor: Hi	dB(A)	40/42	42/42	44/43	51/47	51/48	51/48						
Med-High	dB(A)	38/38	38/39	43/41	48/45	49/45	49/45						
Medium	dB(A)	34/36	34/38	42/39	43/43	46/42	46/42						
Med-Low	dB(A)	32/33	33/35	40/37	40/40	43/39	43/39						
Low	dB(A)	29/31	29/33	37/34	37/36	39/36	39/36						
Quiet	dB(A)	19/21	19/21	26/28	31/32	32/32	32/32						
Outdoor	dB(A)	46/48	48/48	50/50	55/54	53/55	54/56						
Electrical													
Voltage/Frequency/Phase		208-230/60/1	208-230/60/1	208-230/60/1	208-230/60/1	208-230/60/1	208-230/60/1						
Circuit Breaker	Amps	15	15	15	20	30	30						
Current Rated/Max: Clg.	Amps	3.5/ 6.4	4.8/6.9	6.7/9.9	8.2/14.4	11.3/18.4	14.8/18.4						
Current Rated/Max: Htg.	Amps	3.4/7.9	5.0/7.9	5.6/11.9	8.1/13.9	10.8/17.9	13.3/17.9						
Power Use Rated/Max: Clg.	kW	0.72/1.13	1.03/1.35	1.44/1.90	1.88/3.20	2.56/3.42	3.39/3.82						
Power Use Rated/Max: Htg.	kW	0.70/1.18	1.08/1.43	1.26/2.10	1.85/3.10	2.43/3.00	3.02/3.72						
Size & Weight													
Net Weight	lbs. (kg)	21 (9.5) 51 (23)	21 (9.5) 57 (26)	28 (12.5) 86 (39)	28 (12.5) 86 (39)	36 (16.5) 117 (53)	36 (16.5) 117 (53)						
Dimensions: Height	Inch	10-5/8 21-5/16	10-5/8 21-5/16	11 24 7/8	11 24 7/8	13 3/8 31	13 3/8 31						
	mm	270 541	270 541	280 632	280 632	340 788	340 788						
Width	Inch	32-13/16 26-1/8	32-13/16 26-1/8	38-9/16 31 7/16	38-9/16 31 7/16	45 1/14 37	45 1/14 37						
	mm	834 663	834 663	980 799	980 799	1150 940	1150 940						
Depth	Inch	8-3/4 11-7/16	8-3/4 11-7/16	9 7/16 11-7/16	9 7/16 11-7/16	11 12 5/8	11 12 5/8						
	mm	222 290	222 290	240 290	240 290	280 320	280 320						
Refrigerant		R-32	R-32	R-32	R-32	R-32	R-32						
Additional Data													
Air Direction: Horiz.		Manual	Manual	Manual	Manual	Manual	Manual						
Vertical		Automatic	Automatic	Automatic	Automatic	Automatic	Automatic						
Air Filter Type		Washable	Washable	Washable	Washable	Washable	Washable						
Min. Lineset Length	Ft (m)	10 (3)	10 (3)	10 (3)	10 (3)	16 (5)	16 (5)						
Max. Lineset Length	Ft (m)	66 (20) (pre-charge: 49')	66 (20) (pre-charge: 49')	98 (30) (pre-charge: 49')	98 (30) (pre-charge: 49')	164 (50) (pre-charge: 66')	164 (50) (pre-charge: 66')						
Max. Vertical Diff.	Ft (m)	49 (15)	49 (15)	82 (25)	82 (25)	98 (30)	98 (30)						
Lineset Size	Inch	Gas 3/8 Liq. 1/4	Gas 3/8 Liq. 1/4	Gas 1/2 Liq. 1/4	Gas 1/2 Liq. 1/4	Gas 5/8 Liq. 3/8	Gas 5/8 Liq. 3/8						
[^] : Special Cooling (18-36k Models): Special Cooling Operation ensures stable cooling performance in low outdoor temperatures, extending the operating range of the outdoor unit to -4°F (-20°C) to 122°F (50°C) (Function Setting: 96).		Indoor ASUH09KPAS	Outdoor AOUH09KPAS1	Indoor ASUH12KPAS	Outdoor AOUH12KPAS1	Indoor ASUH18KPAS	Outdoor AOUH18KPAS1	Indoor ASUH24KPAS	Outdoor AOUH24KPAS1	Indoor ASUH30KPAS	Outdoor AOUH30KPAS1	Indoor ASUH36KPAS	Outdoor AOUH36KPAS1





AIRSTAGE Altair 300

208-230V 9, 12,000 BTU/h
Wall Mounted Heat Pump Systems

Heating down to
5°F (-15°C) and
NO LOCKOUT!

Handheld remote
control included
with indoor unit



ASUH09-12KNAS



ASUH18-24KNAS



AOUH09-12KNAS1



AOUH18-24KNAS1

Discover comfort and efficiency with the Altair 300 Series inverter heat pump. Designed for everyday needs, this wall-mounted system combines compact functionality with advanced fan technology for consistent performance and quiet operation. The slim outdoor unit and extended line set lengths allow for easy and versatile installation in a variety of spaces.

Features (System Features see page 16)

INDOOR UNIT:

- **Compact** wall-mounted indoor unit providing superior comfort and a premium aesthetic
- Indoor unit with **PROCORE™ (High Corrosion Resistant Copper)** coils for long-lasting protection against corrosion
- **Whisper-quiet operation** with sound levels as low as 31dB
- **Multiple fan speed** options; Auto, High, Med, Low, and Quiet
- **Backlit wireless remote controller** with luminous buttons for easy visibility, included with the indoor unit

Special Operation modes available:

- Economy Mode / Energy Saving Mode / Powerful Mode / Minimum Heat Mode (accessible via WLAN only) / Auto-restart function / Auto Changeover

Enhanced controls platform for seamless, intuitive operation:

- Wi-Fi connectivity with AIRSTAGE Mobile App monitoring and control via compatible USB WLAN adapter
- Extended connectivity with support for third-party interface options



OUTDOOR UNIT:

- **INVERTER-driven** compressor delivering high efficiency and comfort.
- **Compact** outdoor unit with **extended** line set lengths up to 66ft (20m) for 9-12K, 82ft (25m) for 18-24k

Optional Accessories

- UTY-TFSXH4.....Wi-Fi Adapter (WiFi Interface Module USB Type)
- FJ-IR-WIFI-1NAIntesis IR Wireless AC Cloud Control Interface (Intesis Home app)



230V Systems 09KNAS1, 12KNAS1, 18KNAS1, 24KNAS1

UP TO 20.0 SEER2

		09KNAS1	12KNAS1	18KNAS1	24KNAS1				
Performance									
Rated Cooling	BTU/h	9,000	12,000	18,000	22,000				
Min.-Max. Cooling	BTU/h	3,100—10,500	3,100—12,500	3,800—18,500	3,800—24,000				
Rated Heating	BTU/h	9,000	12,000	18,000	24,000				
Min.-Max. Heating	BTU/h	3,100—12,400	3,100—13,900	3,600—22,500	3,900—26,000				
SEER2	BTU/hW	18.0	18.0	20.0	20.0				
HSPF 2 (IV) / HSPF 2 (V)	BTU/hW	9 / 7.19	9 / 7.2	9 / 7.3	9 / 6.7				
EER2	BTU/hW	10.60	10.35	11.00	10.50				
COP2	kW/kW	3.56	3.36	3.18	3.40				
Energy Star Rating*		--	--	ES, ESCC, ESME	--				
Clg. Operating Range	°F (°C)	50 to 122 (10 to 50)	50 to 122 (10 to 50)	50 to 122 (10 to 50)	50 to 122 (10 to 50)				
Htg. Operating Range	°F (°C)	5 to 75 (-15 to 24)	5 to 75 (-15 to 24)	5 to 75 (-15 to 24)	5 to 75 (-15 to 24)				
Moisture Removal	Pt./h (l/h)	1.9 (0.88)	3.3 (1.57)	5.5 (2.6)	7.4 (3.5)				
Fan (Cooling Mode)									
Air Circulation: Hi	CFM (m3/h)	365 (620)	365 (620)	477 (810)	612 (1,040)				
Medium	CFM (m3/h)	288 (490)	288 (490)	365 (620)	489 (830)				
Low	CFM (m3/h)	212 (360)	218 (370)	277 (470)	394 (670)				
Quiet	CFM (m3/h)	141 (240)	141 (240)	212 (360)	306 (520)				
Fan Speed Stages		4+Auto	4+Auto	4+Auto	4+Auto				
Sound Levels (Clg/Htg)									
Indoor: Hi	dB(A)	41/41	41/41	48/46	49/48				
Medium	dB(A)	35/35	35/35	41/40	43/42				
Low	dB(A)	27/30	28/30	35/35	38/38				
Quiet	dB(A)	20/22	20/22	28/30	31/32				
Outdoor	dB(A)	45/46	48/48	51/53	55/55				
Electrical									
Voltage/Frequency/Phase		208/230 V~ 60 Hz	208/230 V~ 60 Hz	208/230 V~ 60 Hz	208/230 V~ 60 Hz				
Circuit Breaker	Amps	15	15	15	20				
Current Rated/Max: Clg.	Amps	4.2 / 6.4	5.4 / 6.9	7.3 / 9.9	9.3 / 14.4				
Current Rated/Max: Htg.	Amps	3.8 / 7.9	5 / 7.9	7.3 / 11.9	9.1 / 13.9				
Power Use Rated/Max: Clg.	kW	0.85/1.44	1.16/1.44	1.64 / 1.78	2.1 / 2.75				
Power Use Rated/Max: Htg.	kW	0.74/1.38	1.05/1.66	1.66 / 2.40	2.07 / 2.55				
Size & Weight									
Net Weight	lbs. (kg)	15 (7.0)	51 (23)	17 (7.5)	55 (25)	23 (10.5)	73 (33)	28 (12.5)	79 (36)
Dimensions: Height	Inch	9 13/16	21 5/16	9 13/16	21 5/16	10 5/8	21 5/16	11	24 7/8
	mm	250	541	250	541	270	542	280	632
Width	Inch	30 5/16	26 1/8	30 5/16	26 1/8	32 13/16	31 7/16	38 9/16	31 7/16
	mm	770	663	770	663	834	799	980	799
Depth	Inch	8 9/16	11 7/16	8 9/16	11 7/16	9 7/16	11 7/16	9 7/16	11 7/16
	mm	218	290	218	290	239	290	240	290
Refrigerant		R-32	R-32	R-32	R-32	R-32	R-32	R-32	R-32
Additional Data									
Air Direction: Horiz.		Manual	Manual	Manual	Manual	Manual	Manual	Manual	Manual
Vertical		Automatic	Automatic	Automatic	Automatic	Automatic	Automatic	Automatic	Automatic
Air Filter Type		Washable	Washable	Washable	Washable	Washable	Washable	Washable	Washable
Min. Lineset Length	Ft (m)	10 (3)	10 (3)	10 (3)	10 (3)	10 (3)	10 (3)	10 (3)	10 (3)
Max. Lineset Length	Ft (m)	66 (20) (pre-charge: 49')	66 (20) (pre-charge: 49')	66 (20) (pre-charge: 49')	66 (20) (pre-charge: 49')	82 (25) (pre-charge: 49')	82 (25) (pre-charge: 49')	82 (25) (pre-charge: 49')	82 (25) (pre-charge: 49')
Max. Vertical Diff.	Ft (m)	49 (15)	49 (15)	49 (15)	49 (15)	66 (20)	66 (20)	66 (20)	66 (20)
Lineset Size	Inch	Gas 3/8	Liq. 1/4	Gas 3/8	Liq. 1/4	Gas 1/2	Liq. 1/4	Gas 1/2	Liq. 1/4
		Indoor ASUH09KNAS	Outdoor AOUH09KNAS1	Indoor ASUH12KNAS	Outdoor AOUH12KNAS1	Indoor ASUH18KNAS	Outdoor AOUH18KNAS1	Indoor ASUH24KNAS	Outdoor AOUH24KNAS1




AIRSTAGE Altair 300

115V 9, 12,000 BTU/h
Wall Mounted Heat Pump Systems

Heating down to
5°F (-15°C) and
NO LOCKOUT!

Handheld remote
control included
with indoor unit



ASLH09-12KNAS



AOLH09-12KNAS1

Experience reliable comfort and energy-saving performance with the Altair 300 115V Series inverter heat pump. Using standard household outlets, this wall-mounted unit delivers steady airflow and low-noise operation through its enhanced fan design. Its streamlined outdoor unit and flexible line-set options make installation simple and adaptable for smaller applications.

Features (System Features see page 16)

INDOOR UNIT:

- **115V System** perfect for applications with limited electrical service
- **Compact** wall-mounted indoor unit delivering superior comfort and energy-efficient performance
- Indoor unit with **PROCORE™ (High Corrosion Resistant Copper)** coils for long-lasting protection against corrosion
- **Whisper-quiet operation** with sound levels as low as 20dB
- **Multiple fan speeds:** Auto, High, Med, Low, and Quiet
- **Wireless Remote Controller** provided with the indoor unit

Special Operation modes available:

- Economy Mode/ Energy Saving Mode / Powerful Mode / Minimum Heat Mode (accessible through WLAN only) / Auto Changeover / Auto-restart function

Enhanced controls platform for seamless, intuitive operation:

- Wi-Fi connectivity with AIRSTAGE Mobile App monitoring and control via compatible USB WLAN adapter
- Extended connectivity with support for third-party interface options



OUTDOOR UNIT:

- **INVERTER-driven** compressor that offers superior performance, comfort, and energy savings
- **Compact** outdoor unit with **extended** line set lengths up to 66ft (20m)

Optional Accessories

UTY-TFSXH4.....Wi-Fi Adapter (WiFi Interface Module USB Type)

FJ-IR-WIFI-1NAIntesis IR Wireless AC Cloud Control Interface (Intesis Home app)




115V Systems 09KNAS1L, 12KNAS1L

UP TO 17.0 SEER2

		09KNAS1L - 115V		12KNAS1L - 115V	
Performance					
Rated Cooling	BTU/h	9,000		12,000	
Min.-Max. Cooling	BTU/h	3,100—10,500		3,100—12,500	
Rated Heating	BTU/h	9,000		12,000	
Min.-Max. Heating	BTU/h	3,100—12,400		3,100—13,900	
SEER2	BTU/hW	17.0		17.0	
HSPF 2 (IV) / HSPF 2 (V)	BTU/hW	9 / 7.19		9 / 7.2	
EER2	BTU/hW	10.55		10.15	
COP2	kW/kW	3.56		3.35	
Clg. Operating Range	°F (°C)	50 to 126 (10 to 52)		50 to 126 (10 to 52)	
Htg. Operating Range	°F (°C)	5 to 75 (-15 to 24)		5 to 75 (-15 to 24)	
Moisture Removal	Pt./h (l/h)	1.9 (0.88)		3.3 (1.57)	
Fan (Cooling Mode)					
Air Circulation: Hi	CFM (m3/h)	365 (620)		365 (620)	
Medium	CFM (m3/h)	288 (490)		288 (490)	
Low	CFM (m3/h)	212 (360)		218 (370)	
Quiet	CFM (m3/h)	141 (240)		141 (240)	
Fan Speed Stages		4+Auto		4+Auto	
Sound Levels (Clg/Htg)					
Indoor: Hi	dB(A)	41/41		41/41	
Medium	dB(A)	35/35		35/35	
Low	dB(A)	27/30		28/30	
Quiet	dB(A)	20/22		20/22	
Outdoor	dB(A)	45/46		48/48	
Electrical					
Voltage/Frequency/Phase		115/60/1		115/60/1	
Circuit Breaker	Amps	20		20	
Current Rated/Max: Clg.	Amps	8.2/14.7		10.9/14.7	
Current Rated/Max: Htg.	Amps	7.5/14.7		11.0/14.7	
Power Use Rated/Max: Clg.	kW	0.85/1.44		1.18/1.44	
Power Use Rated/Max: Htg.	kW	0.74/1.38		1.05/1.66	
Size & Weight					
Net Weight	lbs. (kg)	15 (7.0)	51 (23)	17 (7.5)	55 (25)
Dimensions: Height	Inch	9 13/16	21-5/16	9 13/16	21-5/16
	mm	250	541	250	541
Width	Inch	30 5/16	26-1/8	30 5/16	26-1/8
	mm	770	663	770	663
Depth	Inch	8 9/16	11-7/16	8 9/16	11-7/16
	mm	218	290	218	290
Refrigerant		R-32		R-32	
Additional Data					
Air Direction: Horiz.		Manual		Manual	
Vertical		Automatic		Automatic	
Air Filter Type		Washable		Washable	
Min. Lineset Length	Ft (m)	10 (3)		10 (3)	
Max. Lineset Length	Ft (m)	66 (20) (pre-charge: 49')		66 (20) (pre-charge: 49')	
Max. Vertical Diff.	Ft (m)	49 (15)		49 (15)	
Lineset Size	Inch	Gas 3/8	Liq. 1/4	Gas 3/8	Liq. 1/4
		Indoor ASLH09KNAS	Outdoor AOLH09KNAS1	Indoor ASLH12KNAS	Outdoor AOLH12KNAS1

AIRSTAGE Centauri

9, 12, 18,000 BTU/h
Compact Cassette Heat Pump Systems

 Heating down to
-5°F (-21°C) and
NO LOCKOUT!

Controller
not included.
Controls sold
separately.



ACUH09-12-18KUAS



AOUH09-12-18KUAS1
AOUH09-12KUBS1 (Q2 2026)

Grille sold separately.
UTG-CCGFGA

Elevate your space with the Centauri Series Compact Cassette System. Crafted for a perfect fit in standard ceiling grids and built to deliver powerful, optimal air circulation with year-round comfort. Its sleek, modern design enhances any interior with a clean, integrated look, combining high-performance climate control with refined style.

Features: (System Features see page 16)

INDOOR UNIT:

- **Compact cassette** indoor unit delivering superior comfort and energy-efficient performance.
- Indoor unit with **PROCORE™ (High Corrosion Resistant Copper)** coils for long-lasting protection against corrosion
- **Whisper-quiet operation** with sound levels as low as 28dB

Special Operation modes available:

- Economy Mode/ Energy Saving Mode / Powerful Mode / Minimum Heat Mode / Automatic defrosting operation / Auto-restart function / Group control

Enhanced controls platform for seamless, intuitive operation:

- Seamless control using the optional Wireless Remote Controller (sold separately)
- Optional Wi-Fi connectivity enables remote monitoring through the AIRSTAGE Mobile App
- Extended connectivity with support for third-party interface options
- Compatible with BACnet and Modbus protocols for seamless integration with Building Management and Home Automation Systems



For flexible installation:

- Built-In drain pump unit for efficient water removal
- Optional fresh air kit, designed to boost indoor air quality
- Cassette grille (front panel) fits seamlessly into standard grid-style office ceilings (sold separately)

Additional premium features include, but are not limited to:

- Built-in external input and output for interlocking systems with 3rd party devices (Ex: Fire Alarm, Door Switch, Humidifier, Aux. Heat & more)
- Multiple Auxiliary Heat logic options for optimized heating performance
- Service monitoring functionality via compatible accessories (UTY-RVRU & UTY-RNRUZ-series)

OUTDOOR UNIT:

- **Universal Outdoor Unit:** Compatible with all non-wall-mounted single-zone systems.
- **INVERTER-driven** compressor that offers precise temperature control, whisper-quiet operation, consistent comfort, and greater energy efficiency
- **Compact** outdoor unit with extended line set lengths
- **Up to 33% higher** rated heating capacity than nominal capacity
- **Low ambient** cooling and heating down to -5°F for dependable performance in extreme conditions

Optional Accessories

UTY-RVRU.....	KAGAMI - Touch Panel Wired Controller
UTY-RNRUZ-Series.....	Touch Panel Wired Remote Controller
UTY-RHRYZ-Series.....	Simple Wired Remote (Without Mode Function) - Hospitality
UTY-RSRYZ-Series.....	Simple Wired Remote (With Mode Function)
UTY-LNTU.....	Wireless Remote Controller (Compact Cassette)
UTY-TFSXJ4.....	Wi-Fi adapter (WiFi Interface Module UART Type)
FJ-AC-WIFI-1.....	Intesis Wi-Fi Device: Wired Module
FJ-IR-WIFI-1NA.....	Intesis IR Wireless AC Cloud Control Interface (Intesis Home app)
UTY-VMSX.....	Modbus Converter
UTY-VTGX.....	Network Converter - Convert H-Series Comm. Protocol to V/J-Series Comm.
FJ-AC-485-1.....	Intesis - BACnet MSTP & Modbus RTU Gateway
UTY-TERX.....	External Switch Controller
UTY-TTRXZ1 ^.....	24V Thermostat Interface
TTRXZ1-KIT ^.....	24V Thermostat Interface Kit (UTY-TTRXZ1, UTY-WIFI Plug & 24V Transformer)
UTY-XCSX.....	External input and output PCB
UTY-XWZZXG.....	External Connect Kit
UTZ-GXEA.....	External input and output PCB box
UTZ-KXGC.....	High Humidity Insulation Kit
UTR-YDZB.....	Air Outlet Shutter Plate
UTZ-VXAA.....	Fresh Air Intake Kit
UTZ-DUHGG*A.....	Hail Guard (Select Models Only)
UTZ-DUSHG*A.....	Snowhood (Select Models Only)
UTZ-DUWBG*A.....	Wind Baffle (Select Models Only)

^: This device may not be used with any other type of controls (central controller, wire/wireless RC, WiFi adapter, BMS interface)

Systems 09KUAS1C, 12KUAS1C, 18KUAS1C (Q2 2026) 09KUBS1C, 12KUBS1C

UP TO 24.4 SEER2

		09KUAS1C 09KUBS1C		12KUAS1C 12KUBS1C		18KUAS1C	
Performance							
Rated Cooling	BTU/h	9,000		12,000		18,000	
Min.-Max. Cooling	BTU/h	3,100—11,000		3,100—13,600		3,100—20,100	
Rated Heating	BTU/h	12,000		16,000		21,600	
Min.-Max. Heating	BTU/h	3,100—16,000		3,100—19,400		3,100—23,900	
SEER2	BTU/hW	24.4		23.7		21.9	
HSPF 2 (IV) / HSPF 2 (V)	BTU/hW	11.8/9.3		11.5/9.2		11.3/8.7	
EER2	BTU/hW	14.5		14.1		12.6	
COP2	kW/kW	3.78		3.6		3.54	
Energy Star Rating*		ES,ESCC,ESME		ES,ESCC,ESME		ES,ESCC,ESME	
Cooling Operating Range	°F (°C)	-5 ~ 122 (-21 ~ 50)		-5 ~ 122 (-21 ~ 50)		-5 ~ 122 (-21 ~ 50)	
Heating Operating Range	°F (°C)	-5~75 (-21~24)		-5~75 (-21~24)		-5~75 (-21~24)	
Moisture Removal	Pt./h (l/h)	1.3 (0.6)		2.5 (1.2)		4.6 (2.2)	
Fan (Cooling Mode)							
Air Circulation: Hi	CFM (m3/h)	318 (540)		359 (610)		441 (750)	
Medium	CFM (m3/h)	288 (490)		312 (530)		341 (580)	
Low	CFM (m3/h)	259 (440)		277 (470)		288 (490)	
Quiet	CFM (m3/h)	230 (390)		241 (410)		241 (410)	
Fan Speed Stages		4+auto		4+auto		4+auto	
Sound Levels (Clg/Htg)							
Indoor: Hi	dB(A)	34/34		37/37		42/44	
Medium	dB(A)	32/32		34/34		36/40	
Low	dB(A)	30/30		31/31		32/36	
Quiet	dB(A)	28/28		29/29		29/30	
Outdoor	dB(A)	44/48		48/49		52/55	
Electrical							
Voltage/Frequency/Phase		208-230/60/1		208-230/60/1		208-230/60/1	
Circuit Breaker	Amps	15		15		20	
Current Rated/Max: Clg.	Amps	3.3/6.4		3.8/10.2		6.3/12.2	
Current Rated/Max: Htg.	Amps	4.5/8.9		5.8/11.7		7.8/14.8	
Power Use Rated/Max: Clg.	kW	0.62/0.90		0.85/1.36		1.42/2.04	
Power Use Rated/Max: Htg.	kW	0.93/1.72		1.30/2.02		1.78/2.50	
Size & Weight							
Net Weight	lbs. (kg)	33 (15)	71 (32)	33 (15)	84 (38)	35 (16)	84 (38)
Dimensions: Height	Inch	9-5/8	21-5/16	9-5/8	24-7/8	9-5/8	24-7/8
	mm	245	542	245	632	245	632
Width	Inch	22-7/16	31-7/16	22-7/16	31-7/16	22-7/16	31-7/16
	mm	570	799	570	799	570	799
Depth	Inch	22-7/16	11-7/16	22-7/16	11-7/16	22-7/16	11-7/16
	mm	570	290	570	290	570	290
Refrigerant		R-32		R-32		R-32	
Additional Data							
Air Direction: Vertical		Automatic		Automatic		Automatic	
Air Filter Type		Washable		Washable		Washable	
Min. Lineset Length	Ft (m)	16 (5)		16 (5)		16 (5)	
Max. Lineset Length	Ft (m)	66 (20) (pre-charge: 49')		98 (30) (pre-charge: 66')		98 (30) (pre-charge: 66')	
Max. Vertical Diff.	Ft (m)	49 (15)		49 (15)		49 (15)	
Lineset Size	Inch	Gas 3/8	Liq. 1/4	Gas 3/8	Liq. 1/4	Gas 1/2	Liq. 1/4
		Indoor ACUH09KUAS	Outdoor AOUH09KUAS1 AOUH09KUBS1 (Q2 2026)	Indoor ACUH12KUAS	Outdoor AOUH12KUAS1 AOUH12KUBS1 (Q2 2026)	Indoor ACUH18KUAS	Outdoor AOUH18KUAS1

Grille: UTG-CCGFGA		
Dimensions		
Height	inch (mm)	1-15/16 (49)
Width	inch (mm)	24-7/16 (620)
Depth	inch (mm)	24-7/16 (620)
Weight		
Net	lb (kg)	5 (2.3)



AIRSTAGE Centauri

12, 18, 24, 30, 36, 42, 48,000 BTU/h
Mid-Static Ducted Heat Pump Systems


XLTH
Heating down to
-15°F (-26°C) and
NO LOCKOUT!



ARUH12-18KUAS



ARUH24KUAS



ARUH30-36-42-48KUAS

XLTH



AOUH42-48KUAH1



AOUH12-18KUAH1
AOUH12KUBS1 (Q2 2026)



AOUH24KUAH1



AOUH30-36-42-48KUAH1



AOUH30-36KUAH1

Controller
not included.
Controls sold
separately.

The Centauri Series Mid Static Ducted Unit offers a perfect blend of performance, flexibility, and discreet comfort. Designed for concealed installation, this unit delivers consistent, even airflow while maintaining a clean aesthetic in any space. It features automatic static pressure detection for optimal airflow and system efficiency. Equipped with a built-in refrigerant leak detection sensor for enhanced safety and reliability, it's a smart solution for modern comfort and control.

Features: (System Features see page 16)

INDOOR UNIT:

- **Mid Static Ducted** indoor unit designed for exceptional comfort and high-efficiency performance
- Indoor unit with **PROCORE™ (High Corrosion Resistant Copper)** coils for long-lasting protection against corrosion
- **Whisper-quiet operation** with sound levels as low as 24dB

Special Operation modes available:

- Economy Mode/ Energy Saving Mode / Powerful Mode / Minimum Heat Mode / Automatic defrosting operation / Auto-restart function

Enhanced controls platform for seamless, intuitive operation:

- Optional Wi-Fi® connectivity with remote monitoring via the AIRSTAGE Mobile App
- Extended connectivity with support for third-party interface options
- Compatible with BACnet and Modbus protocols for seamless integration with building management and home automation systems
- Effortless remote control with the optional Wireless Remote and IR Receiver Kit (Sold Separately)



Additional premium features include, but are not limited to:

- Built-in external input and output for interlocking systems with 3rd party devices (ex: fire alarm, door switch, humidifier, aux. heat & more)
- Multiple Auxiliary Heat logic options for optimized heating performance
- Service monitoring functionality via compatible accessories (UTY-RVRU & UTY-RNRUZ-series)
- Built-in drain pump for efficient water removal

OUTDOOR UNIT:

- **Universal Outdoor Unit:** Compatible with all non-wall-mounted single-zone systems
- **INVERTER-driven** compressor that offers precise temperature control, whisper-quiet operation, consistent comfort, and greater energy efficiency
- **Compact** outdoor unit with extended line set lengths
- **Up to 33% higher** rated heating capacity than nominal capacity
- **Low ambient** cooling and heating down to -15°F (XLTH) for dependable performance in extreme conditions

Optional Accessories

UTY-RVRU	KAGAMI - Touch Panel Wired Controller
UTY-RNRUZ-Series.....	Touch Panel Wired Remote Controller
UTY-RHRYZ-Series.....	Simple Wired Remote (Without Mode Function) - Hospitality
UTY-RSRYZ-Series.....	Simple Wired Remote (With Mode Function)
UTY-LBTUM	IR Receiver Kit w/ Wireless Remote Controller (Mid-Static Ducted)
UTY-TFSXJ4	Wi-Fi Adapter (WiFi Interface Module UART Type)
FJ-AC-WIFI-1	Intesis Wi-Fi Device: Wired Module
FJ-IR-WIFI-1NA *	Intesis IR Wireless AC Cloud Control Interface (Intesis Home app)
UTY-VMSX	Modbus Converter
UTY-VTGX.....	Network Converter - Convert H-Series Comm. Protocol to V/J-Series Comm.
FJ-AC-485-1.....	Intesis - BACnet MSTP & Modbus RTU Gateway
UTY-TERX	External Switch Controller
UTY-TTRXZ1 ^.....	24V Thermostat Interface
TTRXZ1-KIT ^	24V Thermostat Interface Kit (UTY-TTRXZ1, UTY-WIFI Plug & 24V Transformer)
UTY-XCSXZ1.....	Remote Temperature Sensor
UTY-XCSX.....	External Wire Kit
UTY-XWZXZG	External Connect Kit
UTZ-GXNA	External input and output PCB Bracket
UTD-LFNC	Long-life Filter (12k unit)
UTD-LFNB	Long-life Filter (18k/24k/30k units)
UTD-LFNA.....	Long-life Filter (36k/42k/48k units)
UTZ-DUHGG*A.....	Hail Guard (Select Models Only)
UTZ-DUSHG*A	Snowhood (Select Models Only)
UTZ-DUWBG*A.....	Wind Baffle (Select Models Only)

*: Requires Communication kit UTY-LBTUM to connect this device to IDU
^: This device may not be used with any other type of controls (central controller, wire/wireless RC, WiFi adapter, BMS interface)

Systems 12KUAS1R, 12KUBS1R, 18KUAS1R, 24KUAS1R, 30KUAS1R, 36KUAS1R, 42KUAS1R, 48KUAS1R

XLTH systems: 30KUAH1R, 36KUAH1R, 42KUAH1R, 48KUAH1R

UP TO 19.1 SEER2

		12KUAS1R 12KUBS1R	18KUAS1R	24KUAS1R	30KUAS1R	36KUAS1R	42KUAS1R	48KUAS1R	30KUAH1R	36KUAH1R	42KUAH1R	48KUAH1R													
Performance																									
Rated Cooling	BTU/h	12,000	18,000	24,000	30,000	36,000	42,000	46,000	XLTH 30,000	XLTH 36,000	XLTH 42,000	XLTH 46,000													
Min.-Max. Cooling	BTU/h	3,100-13,600	3,100-20,100	5,400-28,000	9,600-35,000	9,600-39,000	13,600-45,000	15,400-48,000	9,600-35,000	9,600-39,000	13,600-45,000	15,400-50,000													
Rated Heating	BTU/h	16,000	21,600	27,000	32,000	38,000	47,000	51,000	32,000	38,000	47,000	51,000													
Min.-Max. Heating	BTU/h	3,400-19,400	3,100-24,000	5,400-32,000	9,200-38,000	9,200-43,000	14,300-51,000	16,000-55,000	9,200-39,000	9,200-43,000	14,300-51,000	16,000-55,000													
SEER2	Btu/hW	19.1	18.6	18.5	18.5	18	17.3	16.4	18	18	19.5	19													
HSPF 2 (IV) / HSPF 2 (V)	Btu/hW	10.5/8.9	10.3/8.3	10.2/8.2	10/8	9.8/7.8	10.2/8.2	10/8	10/8.2	10/8	10.2/8.4	10/8													
EER2	Btu/hW	12.7	11.7	11.7	11	10.4	10.3	9.8	11.8	11.4	12.5	12													
COP2	kW/kW	3.76	3.64	3.64	3.74	3.52	3.66	3.42	3.8	3.8	3.84	3.72													
Energy Star Rating*																									
		ES, ESCC, ESME	ES, ESCC, ESME	ES, ESCC, ESME	ESCC, ESME	ESCC, ESME	ESCC, ESME	ESCC, ESME	ES, ESCC, ESME	ES, ESCC, ESME	ES, ESCC, ESME	ES, ESCC, ESME													
Clg. Operating Range	*F (°C)	-5 ~ 122 (-21 ~ 50)	-5 ~ 122 (-21 ~ 50)	-5 ~ 122 (-21 ~ 50)	-5 ~ 122 (-21 ~ 50)	-5 ~ 122 (-21 ~ 50)	-5 ~ 122 (-21 ~ 50)	-5 ~ 122 (-21 ~ 50)	-5 ~ 122 (-21 ~ 50)	-5 ~ 122 (-21 ~ 50)	-5 ~ 122 (-21 ~ 50)	-5 ~ 122 (-21 ~ 50)													
Htg. Operating Range	*F (°C)	-5 ~ 75 (-21 ~ 24)	-5 ~ 75 (-21 ~ 24)	-5 ~ 75 (-21 ~ 24)	-5 ~ 75 (-21 ~ 24)	-5 ~ 75 (-21 ~ 24)	-5 ~ 75 (-21 ~ 24)	-5 ~ 75 (-21 ~ 24)	-15 ~ 75 (-26 ~ 24)	-15 ~ 75 (-26 ~ 24)	-15 ~ 75 (-26 ~ 24)	-15 ~ 75 (-26 ~ 24)													
Moisture Removal	Pt./h (l/h)	1.5 (0.7)	3.4 (1.6)	5.1 (2.4)	6.3 (3.0)	7.6 (3.6)	5.5 (2.6)	8.2 (3.9)	6.3 (3.0)	7.6 (3.6)	5.5 (2.6)	8.2 (3.9)													
Fan (Cooling Mode)																									
Air Circulation: Hi	CFM (m3/h)	500 (850)	618 (1,050)	800 (1,360)	1,001 (1,700)	1,207 (2,050)	1,501 (2,550)	1,501 (2,550)	1,001 (1,700)	1,207 (2,050)	1,501 (2,550)	1,501 (2,550)													
Medium	CFM (m3/h)	400 (680)	494 (840)	636 (1,080)	800 (1,360)	965 (1,640)	1,201 (2,040)	1,201 (2,040)	800 (1,360)	965 (1,640)	1,201 (2,040)	1,201 (2,040)													
Low	CFM (m3/h)	347 (590)	430 (730)	518 (880)	700 (1,190)	783 (1,330)	971 (1,650)	971 (1,650)	700 (1,190)	783 (1,330)	971 (1,650)	971 (1,650)													
Quiet	CFM (m3/h)	300 (510)	371 (630)	400 (680)	630 (1,070)	630 (1,070)	842 (1,430)	842 (1,430)	630 (1,070)	630 (1,070)	842 (1,430)	842 (1,430)													
Fan Speed Stages		4+Auto	4+Auto	4+Auto	4+Auto	4+Auto	4+Auto	4+Auto	4+Auto	4+Auto	4+Auto	4+Auto													
Sound Levels (Clg/Htg)																									
Indoor: Hi	dB(A)	35/35	34/34	36/36	39/39	37/37	40/40	40/40	39/39	37/37	40/40	40/40													
Medium	dB(A)	30/30	29/29	31/31	36/36	33/33	35/35	35/35	36/36	33/33	35/35	35/35													
Low	dB(A)	27/27	26/26	28/28	33/33	30/30	33/33	33/33	33/33	30/30	33/33	33/33													
Quiet	dB(A)	24/24	24/24	24/24	30/30	26/26	29/29	29/29	30/30	26/26	29/29	29/29													
Outdoor Clg/Htg	dB(A)	48/49	52/55	52/54	53/55	54/56	55/57	57/59	53/53	53/53	52/52	54/54													
Electrical																									
Voltage/Frequency/Phase		208-230/60/1	208-230/60/1	208-230/60/1	208-230/60/1	208-230/60/1	208-230/60/1	208-230/60/1	208-230/60/1	208-230/60/1	208-230/60/1	208-230/60/1													
Circuit Breaker	Amps	15	20	20	25	25	30	30	30	35	40	45													
Current Rated/Max. Clg.	Amps	4.2/10.2	6.8/12.2	9.1/15.9	12/19.8	15.2/20.8	17.9/24	20.6/25	11.2/20	13.9/21	14.7/21.7	16.7/25.1													
Current Rated/Max. Htg.	Amps	5.5/11.7	7.6/14.8	9.6/15.9	11.1/19.8	13.9/20.8	16.5/24	19.2/25	10.9/24	12.9/28	15.7/30.7	17.5/37.1													
Power Use Rated/Max. Clg.	kW	0.94/1.45	1.53/2.14	2.05/2.89	2.72/3.67	3.45/4.27	4.08/4.61	4.69/5.1	2.54/3.43	3.16/3.91	3.36/3.78	3.83/4.63													
Power Use Rated/Max. Htg.	kW	1.25/1.84	1.73/2.75	2.17/3.03	2.51/3.81	3.16/4.12	3.76/4.65	4.37/4.94	2.47/3.75	2.93/3.82	3.59/3.99	4.02/4.53													
Size & Weight																									
Net Weight	lbs. (kg)	66 (30)	84 (38)	90 (41)	84 (38)	93 (42)	115 (52)	93 (42)	137 (62)	121 (55)	137 (62)	121 (55)	157 (71)	121 (55)	157 (71)	93 (42)	159 (72)	121 (55)	159 (72)	121 (55)	225 (102)	121 (55)	225 (102)		
Dimensions: Height	Inch	11-13/16	24-7/8	11-13/16	24-7/8	11-13/16	31	11-13/16	39-5/16	11-13/16	39-5/16	11-13/16	39-5/16	11-13/16	39-5/16	11-13/16	39-5/16	11-13/16	39-5/16	11-13/16	55-13/16	11-13/16	55-13/16		
	mm	300	632	300	632	300	788	300	998	300	998	300	998	300	998	300	998	300	998	300	1418	300	1418		
Width	Inch	27-9/16	31-7/16	30-3/8	31-7/16	30-3/8	37	30-3/8	37	35-1/8	37	35-1/8	37	35-1/8	37	35-1/8	37	35-1/8	37	55-1/8	37	55-1/8	38-3/16	55-1/8	38-3/16
	mm	700	799	1000	799	1000	940	1000	940	1400	940	1400	940	1400	940	1000	940	1400	940	1400	970	1400	970	1400	970
Depth	Inch	27-9/16	11-7/16	27-9/16	11-7/16	27-9/16	12-5/8	27-9/16	12-5/8	27-9/16	12-5/8	27-9/16	12-5/8	27-9/16	12-5/8	27-9/16	12-5/8	27-9/16	12-5/8	27-9/16	14-9/16	27-9/16	14-9/16		
	mm	700	290	700	290	700	320	700	320	700	320	700	320	700	320	700	320	700	320	700	370	700	370		
Refrigerant		R-32	R-32	R-32	R-32	R-32	R-32	R-32	R-32	R-32	R-32	R-32													
Additional Data																									
Static Pressure	inWG	0.12 to 0.80	0.12 to 0.80	0.12 to 0.80	0.12 to 0.80	0.12 to 0.80	0.12 to 0.80	0.12 to 0.72	0.12 to 0.72	0.12 to 0.80	0.12 to 0.80	0.12 to 0.72													
Min. Lineset Length	Ft (m)	16 (5)	16 (5)	16 (5)	16 (5)	16 (5)	16 (5)	16 (5)	16 (5)	16 (5)	16 (5)	16 (5)													
Max. Lineset Length	Ft (m)	98 (30)	98 (30)	164 (50)	164 (50)	164 (50)	164 (50)	246 (75)	246 (75)	246 (75)	246 (75)	246 (75)													
Max. Vertical Diff.	Ft (m)	49 (15)	49 (15)	98 (30)	98 (30)	98 (30)	98 (30)	98 (30)	98 (30)	98 (30)	98 (30)	98 (30)													
Lineset Size	Inch	Gas 3/8 Liq. 1/4	Gas 3/8 Liq. 1/4	Gas 1/2 Liq. 1/4	Gas 1/2 Liq. 1/4	Gas 5/8 Liq. 3/8	Gas 5/8 Liq. 3/8	Gas 5/8 Liq. 3/8	Gas 5/8 Liq. 3/8	Gas 5/8 Liq. 3/8	Gas 5/8 Liq. 3/8	Gas 5/8 Liq. 3/8													
		Indoor ARUH12KUAS Outdoor AOUH12KUAS1 AOUH12KUBS1 (Q2 2026)	Indoor ARUH18KUAS Outdoor AOUH18KUAS1	Indoor ARUH24KUAS Outdoor AOUH24KUAS1	Indoor ARUH30KUAS Outdoor AOUH30KUAS1	Indoor ARUH36KUAS Outdoor AOUH36KUAS1	Indoor ARUH42KUAS Outdoor AOUH42KUAS1	Indoor ARUH48KUAS Outdoor AOUH48KUAS1	Indoor ARUH30KUAH Outdoor AOUH30KUAH1	Indoor ARUH36KUAH Outdoor AOUH36KUAH1	Indoor ARUH42KUAH Outdoor AOUH42KUAH1	Indoor ARUH48KUAH Outdoor AOUH48KUAH1													



AIRSTAGE Centauri

12, 18, 24, 30, 36, 48,000 BTU/h
Multi-Position Air Handling Unit Heat Pump Systems



Controller not included. Controls sold separately.



The AIRSTAGE Centauri Multi-Position Air Handling Unit is a high-efficiency central ducted solution, engineered for flexible installation and powerful whole-home comfort. Ideal for both new construction and retrofit applications, without compromising space or performance.

Features: (System Features see page 16)

INDOOR UNIT:

- **Flexible Multi-Position Configuration:** upflow, downflow*, horizontal left, and horizontal right. (*Downflow kit required)
- **Whisper-quiet operation** with sound levels as low as 30 dB(A)
- Integrated **Leak Detection System (LDS)**
- **Service monitoring functionality** via compatible accessories (UTY-RVRU & UTY-RNRUZ-series)
- **Multiple Auxiliary Heat** logic options for optimized heating performance
- **Built-in I/O terminals** support integration with third-party devices (e.g. fire alarms, door switches, humidifiers, auxiliary heat, and ERV/HRV systems)

Enhanced controls platform for seamless, intuitive operation:

- Seamless control using the optional Wireless Remote & IR Receiver Kit (Sold Separately)
- Optional Wi-Fi® connectivity with remote monitoring via the AIRSTAGE Mobile App
- Supports 24Vac third-party thermostat integration via compatible thermostat Interface
- Compatible with BACnet and Modbus protocols for seamless integration with Building Management and Home Automation Systems

Optional Accessories

- UTY-RVRU..... KAGAMI - Touch Panel Wired Controller
- UTY-RNRUZ-Series..... Touch Panel Wired Remote Controller
- UTY-RHRYZ-Series..... Simple Wired Remote (Without Mode Function) - Hospitality
- UTY-RSRYZ-Series..... Simple Wired Remote (With Mode Function)
- UTY-LBTUM..... IR Receiver Kit w/ Wireless Remote Controller
- UTY-TFSXJ4..... Wi-Fi adapter (WiFi Interface Module UART Type)
- FJ-AC-WIFI-1..... Intesis Wi-Fi Device: Wired Module
- FJ-IR-WIFI-1NA *..... Intesis IR Wireless AC Cloud Control Interface (Intesis Home app)
- UTY-VMSX..... Modbus Converter
- UTY-VTGX..... Network Converter - Convert H-Series Comm. Protocol to V/J-Series Comm.
- FJ-AC-485-1..... Intesis - BACnet MSTP & Modbus RTU Gateway
- UTY-TERX..... External Switch Controller
- UTY-TTRXZ1 ^..... 24V Thermostat Interface
- TTRXZ1-KIT ^..... 24V Thermostat Interface Kit (UTY-TTRXZ1, UTY-WIFI Plug & 24V Transformer)
- UTY-XSZXZ1..... Remote Temperature Sensor
- UTY-XCSX..... External Input and Output PCB
- UTY-XWZXZG..... External Connect Kit
- UTY-XWZXZJ..... Wire Kit - External Input and Output
- UTZ-GXRA..... External Input and Output PCB box
- UTZ-DUHGG*A..... Hail Guard (Select Models Only)
- UTZ-DUSHG*A..... Snowhood (Select Models Only)
- UTZ-DUWBG*A..... Wind Baffle (Select Models Only)

OUTDOOR UNIT:

- **Universal Outdoor Unit:** Compatible with all non-wall mounted single-zone systems.
- **INVERTER-driven** compressor that offers precise temperature control, whisper-quiet operation, consistent comfort, and greater energy efficiency
- **Compact** outdoor unit with extended line set lengths
- **Up to 33% higher** rated heating capacity than nominal capacity
- **Low ambient** cooling and heating down to -15°F (XLTH) for dependable performance in extreme conditions

Indoor Unit:

AMUH12KUAS	AMUH18KUAS	AMUH24KUAS	AMUH30KUAS	AMUH36KUAS	AMUH48KUAS
------------	------------	------------	------------	------------	------------

Heater Kit Compatibility:

Heater Kit	Description	AMUH12KUAS	AMUH18KUAS	AMUH24KUAS	AMUH30KUAS	AMUH36KUAS	AMUH48KUAS
UTZ-EU02MSA*	Heater Kit - 2kW, 1 Stage, 208/240V, Single Phase	●		●			
UTZ-EU04MSB2*	Heater Kit - 4kW, 2 Stage, 208/240V, Single Phase	●					
UTZ-EU03MSA	Heater Kit - 3kW, 1 Stage, 208/240V, Single Phase, With Breaker		●				
UTZ-EU06MSB2*	Heater Kit - 6kW, 2 Stage, 208/240V, Single Phase		●				
UTZ-EU04MSA	Heater Kit - 4kW, 1 Stage, 208/240V, Single Phase, With Breaker			●			
UTZ-EU08MSB2*	Heater Kit - 8kW, 2 Stage, 208/240V, Single Phase			●			
UTZ-EU03MMA	Heater Kit - 3kW, 1 Stage, 208/240V, Single Phase, With Breaker				●	●	
UTZ-EU05MMA	Heater Kit - 5kW, 1 Stage, 208/240V, Single Phase, With Breaker				●	●	
UTZ-EU10MMB2	Heater Kit - 10kW, 2 Stage, 208/240V, Single Phase, With Breaker				●		
UTZ-EU06MMA	Heater Kit - 6kW, 1 Stage, 208/240V, Single Phase, With Breaker					●	
UTZ-EU12MMB2	Heater Kit - 12kW, 2 Stage, 208/240V, Single Phase, With Breaker					●	
UTZ-EU08MMA	Heater Kit - 8kW, 1 Stage, 208/240V, Single Phase, With Breaker						●
UTZ-EU16MMB2	Heater Kit - 16kW, 2 Stage, 208/240V, Single Phase, With Breaker						●

* Breaker not included; to be field supplied.
NOTE: Heater Kit must be powered using a dedicated power supply.

Down Flow Kit and Filter Kit Compatibility:

Down Flow Kits	AMUH12, 18, & 24k	AMUH30, 36, & 48k
UTD-DFMSB1	Downflow Configuration Kit, AMUH-12, 18, & 24k	● ● ● ● ● ●
UTD-DFMMB1	Downflow Configuration Kit, AMUH-30, 36, & 48k	● ● ● ● ● ●
Filter Base Kits	AMUH-12, 18, & 24k	AMUH-30, 36, & 48k
86ET0002	16 x 20 Filter Base, AMUH-12, 18, & 24k	● ● ● ● ● ●
86ET0001	20 x 20 Filter Base, AMUH-30, 36, & 48k	● ● ● ● ● ●

*1: Requires IR receiver kit UTY-LBTUM to connect this device to IDU.
^: This device may not be used with any other type of controls (central controller, wire/wireless RC, WiFi adapter, BMS interface).

Systems 12KUAS1M, 18KUAS1M, 24KUAS1M, 30KUAS1M, (Q2 2026) 12KUBS1M 36KUAS1M, 48KUAS1M **XLTH** systems: 30KUAH1M, 36KUAH1M, 48KUAH1M

UP TO 19.9 SEER2

		12KUAS1M 12KUBS1M	18KUAS1M	24KUAS1M	30KUAS1M	36KUAS1M	48KUAS1M	30KUAH1M	36KUAH1M	48KUAH1M									
Performance								XLTH	XLTH	XLTH									
Rated Cooling	BTU/h	12,000	18,000	24,000	30,000	36,000	45,500	30,000	36,000	45,500									
Min.-Max. Cooling	BTU/h	3,100-13,600	3,100-20,100	5,400-28,000	9,600-35,000	9,600-39,000	15,400-48,000	9,600-35,000	9,600-39,000	15,400-50,000									
Rated Heating	BTU/h	16,000	21,600	27,000	32,000	38,000	51,000	32,000	38,000	51,000									
Min.-Max. Heating	BTU/h	3,400-17,800	3,100-24,000	5,400-32,000	9,200-38,000	9,200-43,000	16,000-55,000	9,200-39,000	9,200-43,000	16,000-55,000									
SEER2	Btu/hW	19.9	19.2	17.7	19	17.6	17	18.8	18.3	19									
HSPF 2 (IV) / HSPF 2 (V)	Btu/hW	10.3/8.6	10.5/8.6	10.1/8.1	10.7/9	9.8/7.8	9.6/7.8	10.8/3	10.2/8.2	10.2/8.4									
EER2	Btu/hW	13	12.2	11.8	11.7	10.6	9.5	12.2	11.4	11.2									
COP2	kW/kW	3.46	3.32	3.68	3.84	3.5	3.42	4	3.9	3.72									
Energy Star Rating*		ES, ESCC, ESME	ES, ESCC, ESME	ES, ESCC, ESME	ES, ESCC, ESME	ESCC, ESME	ESCC	ES, ESCC, ESME	ES, ESCC, ESME	ES, ESCC, ESME									
Clg. Operating Range	*F (°C)	-5 ~ 122 (-21 ~ 50)	-5 ~ 122 (-21 ~ 50)	-5 ~ 122 (-21 ~ 50)	-5 ~ 122 (-21 ~ 50)	-5 ~ 122 (-21 ~ 50)	-5 ~ 122 (-21 ~ 50)	-5 ~ 122 (-21 ~ 50)	-5 ~ 122 (-21 ~ 50)	-5 ~ 122 (-21 ~ 50)									
Htg. Operating Range	*F (°C)	-5 ~ 75 (-21 ~ 24)	-5 ~ 75 (-21 ~ 24)	-5 ~ 75 (-21 ~ 24)	-5 ~ 75 (-21 ~ 24)	-5 ~ 75 (-21 ~ 24)	-5 ~ 75 (-21 ~ 24)	-5 ~ 75 (-21 ~ 24)	-5 ~ 75 (-21 ~ 24)	-5 ~ 75 (-21 ~ 24)									
Moisture Removal	Pt./h (l/h)	1.29 (2.7)	2.37 (5.0)	3.08 (6.5)	3.47 (7.3)	3.82 (8.1)	4.70 (9.9)	3.47 (7.3)	3.82 (8.1)	4.70 (9.9)									
Fan (Cooling Mode)																			
Air Circulation: Hi	CFM (m3/h)	500 (850)	600 (1,019)	750 (1,275)	1,000 (1,699)	1,207 (2,050)	1,600 (2,718)	1,000 (1,699)	1,200 (2,039)	1,600 (2,718)									
Medium	CFM (m3/h)	400 (680)	494 (840)	636 (1,080)	800 (1,360)	965 (1,640)	1,201 (2,040)	800 (1,360)	965 (1,640)	1,201 (2,040)									
Low	CFM (m3/h)	350 (595)	430 (730)	518 (880)	700 (1,190)	783 (1,330)	971 (1,650)	700 (1,190)	783 (1,330)	971 (1,650)									
Quiet	CFM (m3/h)	300 (510)	371 (630)	400 (680)	630 (1,070)	630 (1,070)	842 (1,430)	630 (1,070)	630 (1,070)	842 (1,430)									
Fan Speed Stages		4 + Auto	4 + Auto	4 + Auto	4 + Auto	4 + Auto	4 + Auto	4 + Auto	4 + Auto	4 + Auto									
Sound Levels (Clg/Htg)																			
Indoor: Hi	dB(A)	42/41	44/43	42/42	42/43	44/46	49/51	42/43	44/46	49/51									
Medium	dB(A)	38/36	39/39	38/38	37/38	39/41	44/44	37/38	39/41	44/44									
Low	dB(A)	35/33	36/36	36/34	35/36	36/36	37/39	35/36	36/36	37/39									
Quiet	dB(A)	31/30	33/33	29/28	32/33	31/31	34/36	32/33	31/31	34/36									
Outdoor Clg/Htg	dB(A)	48/49	52/55	52/54	53/55	54/56	57/59	53/53	53/53	54/54									
Electrical																			
Voltage/Frequency/Phase		208-230/60/1	208-230/60/1	208-230/60/1	208-230/60/1	208-230/60/1	208-230/60/1	208-230/60/1	208-230/60/1	208-230/60/1									
Circuit Breaker	Amps	15	20	20	25	25	30	30	35	45									
Current Rated/Max. Clg.	Amps	4.1/10.2	6.6/12.2	9.1/15.9	11.2/19.8	14.9/20.8	21.1/25	11.2/20	14/21	18/25.1									
Current Rated/Max. Htg.	Amps	6.1/11.7	8.4/14.8	9.6/15.9	10.9/19.8	14.4/20.8	19.8/25	10.4/24	12.7/28	17.8/37.1									
Power Use Rated/Max. Clg.	kW	0.92/1.47	1.48/2.14	2.03/3.32	2.56/3.27	3.4/4.23	4.78/5.35	2.46/3.14	3.16/3.93	4.06/5.26									
Power Use Rated/Max. Htg.	kW	1.36/1.90	1.91/2.81	2.15/3.34	2.44/3.94	3.18/4.27	4.37/5.30	2.34/3.78	2.86/3.84	4.02/4.55									
Size & Weight																			
Net Weight	lbs. (kg)	101 (45.8)	84 (38)	107 (48.5)	84 (38)	110 (49.9)	115 (52)	137 (62.1)	137 (62)	137 (62.1)	159 (72)	137 (62.1)	159 (72)	137 (62.1)	159 (72)	137 (62.1)	225 (102)		
Dimensions: Height	Inch	43	24-7/8	43	24-7/8	43	31	48	39-5/16	48	39-5/16	48	39-5/16	48	39-5/16	48	55-13/16		
	mm	1092	632	1092	632	1092	788	1219	998	1219	998	1219	998	1219	998	1219	1418		
Width	Inch	17-1/2	31-7/16	17-1/2	31-7/16	17-1/2	37	21	37	21	37	21	37	21	37	21	38-3/16		
	mm	444	799	444	799	444	940	533	940	533	940	533	940	533	940	533	970		
Depth	Inch	21	11-7/16	21	11-7/16	21	12-5/8	21	12-5/8	21	12-5/8	21	12-5/8	21	12-5/8	21	14-9/16		
	mm	533	290	533	290	533	320	533	320	533	320	533	320	533	320	533	370		
Refrigerant		R-32	R-32	R-32	R-32	R-32	R-32	R-32	R-32	R-32	R-32	R-32	R-32	R-32	R-32	R-32	R-32		
Additional Data																			
Static Pressure	inWG	0.08 to 0.80	0.08 to 0.80	0.08 to 0.80	0.2 to 0.8	0.2 to 0.8	0.2 to 0.8	0.2 to 0.8	0.2 to 0.8	0.2 to 0.8	0.2 to 0.8	0.2 to 0.8	0.2 to 0.8	0.2 to 0.8	0.2 to 0.8	0.2 to 0.8	0.2 to 0.8		
Min. Lineset Length	Ft (m)	16 (5)	16 (5)	16 (5)	16 (5)	16 (5)	16 (5)	16 (5)	16 (5)	16 (5)	16 (5)	16 (5)	16 (5)	16 (5)	16 (5)	16 (5)	16 (5)		
Max. Lineset Length	Ft (m)	98 (30)	98 (30)	164 (50)	164 (50)	164 (50)	164 (50)	164 (50)	246 (75)	246 (75)	246 (75)	246 (75)	246 (75)	246 (75)	246 (75)	246 (75)	246 (75)		
Max. Vertical Diff.	Ft (m)	49 (15)	49 (15)	98 (30)	98 (30)	98 (30)	98 (30)	98 (30)	98 (30)	98 (30)	98 (30)	98 (30)	98 (30)	98 (30)	98 (30)	98 (30)	98 (30)		
Lineset Size	Inch	Gas 3/8	Liq. 1/4	Gas 1/2	Liq. 1/4	Gas 1/2	Liq. 1/4	Gas 5/8	Liq. 3/8	Gas 5/8	Liq. 3/8	Gas 5/8	Liq. 3/8	Gas 5/8	Liq. 3/8	Gas 5/8	Liq. 3/8		
		Indoor AMUH12KUAS	Outdoor AOUH12KUAS1 AOUH12KUBS1 (Q2 2026)	Indoor AMUH18KUAS	Outdoor AOUH18KUAS1	Indoor AMUH24KUAS	Outdoor AOUH24KUAS1	Indoor AMUH30KUAS	Outdoor AOUH30KUAS1	Indoor AMUH36KUAS	Outdoor AOUH36KUAS1	Indoor AMUH48KUAS	Outdoor AOUH48KUAS1	Indoor AMUH30KUAS	Outdoor AOUH30KUAH1	Indoor AMUH36KUAS	Outdoor AOUH36KUAH1	Indoor AMUH48KUAS	Outdoor AOUH48KUAH1



AIRSTAGE Centauri

18, 24, 30, 36,000 BTU/h
Ceiling Suspended Heat Pump Systems



Controller not included. Controls sold separately.



Experience a new level of comfort and efficiency with our feature-rich Centauri series models. The innovative ceiling-suspended design combined with advanced fan technology delivers superior performance and whisper-quiet operation. The compact outdoor unit and extended line set lengths offer outstanding installation flexibility, making it easier than ever to deliver exceptional comfort to any space.

Features: (System Features see page 16)

INDOOR UNIT:

- **Ceiling suspended** indoor unit offers enhanced comfort and optimized energy performance.
- Indoor unit with **PROCORE™ (High Corrosion Resistant Copper)** coils for long-lasting protection against corrosion
- **Whisper-quiet operation** with sound levels as low as 29dB

Special Operation modes available:

- Economy Mode/ Energy Saving Mode / Powerful Mode / Minimum Heat Mode / Automatic defrosting operation / Auto-restart function / Group Control

Enhanced controls platform for seamless, intuitive operation:

- Optional Wi-Fi connectivity enables remote monitoring through the AIRSTAGE Mobile App
- Extended connectivity with support for third-party interface options
- Compatible with BACnet and Modbus protocols for seamless integration with building management and home automation systems
- Seamless control using the optional IR Receiver and Wireless Remote Controller kit (Sold Separately)



For flexible installation:

- Optional drain pump unit for efficient water removal

Additional premium features include, but are not limited to:

- Built-in external input and output for interlocking systems with 3rd party devices (ex: fire alarm, door switch, humidifier, aux. heat & more)
- Multiple Auxiliary Heat logic options for optimized heating performance
- Service monitoring functionality via compatible accessories (UTY-RVRU & UTY-RNRUZ-series)

OUTDOOR UNIT:

- **Universal Outdoor Unit:** Compatible with all non-wall-mounted single-zone systems.
- **INVERTER-driven** compressor that offers precise temperature control, whisper-quiet operation, consistent comfort, and greater energy efficiency
- **Compact** outdoor unit with extended line set lengths
- **Up to 20% higher** rated heating capacity than nominal capacity
- **Low-noise** outdoor unit operation mode
- **Low ambient** cooling and heating down to -15°F (XLTH) for dependable performance in extreme conditions

Optional Accessories

UTY-RVRU	KAGAMI - Touch Panel Wired Controller
UTY-RNRUZ-Series...	Touch Panel Wired Remote Controller
UTY-RHRYZ-Series...	Simple Wired Remote (Without Mode Function) - Hospitality
UTY-RSRYZ-Series.....	Simple Wired Remote (With Mode Function)
UTY-LBTUH	IR Receiver Kit w/ Wireless Remote Controller (Ceiling Susp.)
UTY-TFSXJ4	Wi-Fi adapter (WiFi Interface Module UART Type)
FJ-AC-WIFI-1	Intesis Wi-Fi Device: Wired Module
FJ-IR-WIFI-1NA *	Intesis IR Wireless AC Cloud Control Interface (Intesis Home app)
UTY-VMSX.....	Modbus Converter
UTY-VTGX.....	Network Converter - Convert H-Series Comm. Protocol to V/J-Series Comm.
FJ-AC-485-1.....	Intesis - BACnet MSTP & Modbus RTU Gateway
UTY-TERX	External Switch Controller
UTY-TTRXZ1 ^	24V Thermostat Interface
TTRXZ1-KIT ^	24V Thermostat Interface Kit (UTY-TTRXZ1, UTY-WIFI Plug & 24V Transformer)
UTY-XCSX.....	External input and output PCB
UTY-XWZXZG	External Connect Kit
UTZ-GXEA	External input and output PCB box
UTZ-DUHGG*A.....	Hail Guard (Select Models Only)
UTZ-DUSHG*A	Snowhood (Select Models Only)
UTZ-DUWBG*A.....	Wind Baffle (Select Models Only)

* : Requires Communication kit UTY--LBTUH to connect this device to IDU
 ^: This device may not be used with any other type of controls (central controller, wire/wireless RC, WiFi adapter, BMS interface)

Systems 18KUAS1B, 24KUAS1B, 30KUAS1B, 36KUAS1M, 48KUAS1B

XLTH systems: 30KUAH1B, 36KUAH1B

UP TO 23.4 SEER2

		18KUAS1B		24KUAS1B		30KUAS1B		36KUAS1B		30KUAH1B		36KUAH1B	
Performance										XLTH		XLTH	
Rated Cooling	BTU/h	18,000		24,000		30,000		36,000		30,000		36,000	
Min.-Max. Cooling	BTU/h	3,100-20,100		5,400-28,000		9,600-35,000		9,600-39,000		9,600-35,000		9,600-39,000	
Rated Heating	BTU/h	21,600		27,000		32,000		38,000		32,000		38,000	
Min.-Max. Heating	BTU/h	3,100-24,000		5,400-32,000		9,200-38,000		9,200-43,000		9,200-39,000		9,200-43,000	
SEER2	BTU/hW	23.4		21.7		20.8		21.3		20.5		20.5	
HSPF 2 (IV) / HSPF 2 (V)	BTU/hW	11.2/8.7		10.8/8.6		10.5/8.3		10.4/8.1		10.5/8.7		10.5/8.4	
EER2	BTU/hW	12.9		12.8		12		11.2		12.7		12.2	
COP2	kW/kW	3.64		4		3.9		3.94		4		4	
Energy Star Rating*		ES,ESCC,ESME		ES,ESCC,ESME		ES,ESCC,ESME		ES,ESCC,ESME		ES,ESCC,ESME		ES,ESCC,ESME	
Clg. Operating Range	°F (°C)	-5 ~ 122 (-21 ~ 50)		-5 ~ 122 (-21 ~ 50)		-5 ~ 122 (-21 ~ 50)		-5 ~ 122 (-21 ~ 50)		-5 ~ 122 (-21 ~ 50)		-5 ~ 122 (-21 ~ 50)	
Htg. Operating Range	°F (°C)	-5 ~ 75 (-21 ~ 24)		-5 ~ 75 (-21 ~ 24)		-5 ~ 75 (-21 ~ 24)		-5 ~ 75 (-21 ~ 24)		-5 ~ 75 (-26 ~ 24)		-5 ~ 75 (-26 ~ 24)	
Moisture Removal	Pt./h (l/h)	4.9 (2.3)		6.1 (2.9)		8.2 (3.9)		9.1 (4.3)		8.2 (3.9)		9.1 (4.3)	
Fan (Cooling Mode)													
Air Circulation: Hi	CFM (m3/h)	494 (840)		724 (1,230)		824 (1,400)		1,089 (1,850)		824 (1,400)		1,089 (1,850)	
Medium	CFM (m3/h)	465 (790)		583 (990)		659 (1,120)		865 (1,470)		659 (1,120)		865 (1,470)	
Low	CFM (m3/h)	418 (710)		506 (860)		577 (980)		765 (1,300)		577 (980)		765 (1,300)	
Quiet	CFM (m3/h)	383 (650)		412 (700)		471 (800)		618 (1,050)		471 (800)		618 (1,050)	
Fan Speed Stages		4 + Auto		4 + Auto		4 + Auto		4 + Auto		4 + Auto		4 + Auto	
Sound Levels (Clg/Htg)													
Indoor: Hi	dB(A)	38/38		41/41		45/45		44/44		45/45		44/44	
Medium	dB(A)	36/36		36/36		40/40		40/40		40/40		40/40	
Low	dB(A)	33/33		32/32		35/35		37/37		35/35		37/37	
Quiet	dB(A)	31/31		29/29		32/32		32/32		32/32		32/32	
Outdoor	dB(A)	52/55		52/54		53/55		54/56		53/53		53/53	
Electrical													
Voltage/Frequency/Phase		208-230/60/1		208-230/60/1		208-230/60/1		208-230/60/1		208-230/60/1		208-230/60/1	
Circuit Breaker	Amps	20		20		25		25		30		35	
Current Rated/Max: Clg.	Amps	6.2/12.2		8.3/15.9		11.0/19.8		14.1/20.8		10.4/20		12.9/21	
Current Rated/Max: Htg.	Amps	7.6/14.8		8.7/15.9		10.6/19.8		12.4/20.8		10.4/24		12.3/28	
Power Use Rated/Max: Clg.	kW	1.39/2.01		1.87/2.82		2.5/3.63		3.21/4.08		2.36/3.43		2.95/3.75	
Power Use Rated/Max: Htg.	kW	1.73/2.86		1.97/3.00		2.4/3.83		2.82/4.13		2.34/3.73		2.78/4.07	
Size & Weight													
Net Weight	lbs. (kg)	53 (24)	84 (38)	68 (31)	115 (52)	68 (31)	137 (62)	84 (38)	137 (62)	68 (31)	159 (72)	84 (38)	159 (72)
Dimensions: Height	Inch	9-1/4	24-7/8	9-1/4	31	9-1/4	39-5/16	9-1/4	39-5/16	9-1/4	39-5/16	9-1/4	39-5/16
	mm	235	632	235	788	235	998	235	998	235	998	235	998
Width	Inch	42-1/2	31-7/16	54-3/4	37	54-3/4	37	66-15/16	37	54-3/4	37	66-15/16	37
	mm	1080	799	1390	940	1390	940	1700	940	1390	940	1700	940
Depth	Inch	27-3/4	11-7/16	27-3/4	12-5/8	27-3/4	12-5/8	27-3/4	12-5/8	27-3/4	12-5/8	27-3/4	12-5/8
	mm	705	290	705	320	705	320	705	320	705	320	705	320
Refrigerant		R-32		R-32		R-32		R-32		R-32		R-32	
Additional Data													
Min. Lineset Length	Ft (m)	16 (5)		16 (5)		16 (5)		16 (5)		16 (5)		16 (5)	
Max. Lineset Length	Ft (m)	98 (30)		164 (50)		164 (50)		164 (50)		246 (75)		246 (75)	
Max. Vertical Diff.	Ft (m)	Precharge (66')		(Precharge: 66')		(Precharge: 66')		(Precharge: 66')		(Precharge: 98')		(Precharge: 98')	
Max. Vertical Diff.	Ft (m)	49 (15)		98 (30)		98 (30)		98 (30)		98 (30)		98 (30)	
Lineset Size	Inch	Gas 1/2	Liq. 1/4	Gas 1/2	Liq. 1/4	Gas 5/8	Liq. 3/8	Gas 5/8	Liq. 3/8	Gas 5/8	Liq. 3/8	Gas 5/8	Liq. 3/8
		Indoor ABUH18KUAS	Outdoor AOUH18KUA1	Indoor ABUH24KUAS	Outdoor AOUH24KUA1	Indoor ABUH30KUAS	Outdoor AOUH30KUA1	Indoor ABUH36KUAS	Outdoor AOUH36KUA1	Indoor ABUH30KUAH1	Outdoor AOUH30KUAH1	Indoor ABUH36KUAS	Outdoor AOUH36KUAH1



AIRSTAGE Centauri

18, 24, 30, 36, 42, 48,000 BTU/h
Large Cassette Circular Flow Heat Pump Systems

XLTH
Heating down to
-15°F (-26°C) and
NO LOCKOUT!

Controller
not included.
Controls sold
separately.



The Centauri Series Large Cassette Circular Flow System, engineered for exceptional comfort and coverage. Featuring innovative 360-degree louvers, it delivers powerful, even airflow that reaches every corner of the room. Each louver adjusts independently, allowing you to direct airflow precisely where it's needed. With a sleek, modern design that integrates seamlessly into any ceiling, the Large Cassettes brings both high-performance climate control and sophisticated style to any space.

Features: (System Features see page 16)

INDOOR UNIT:

- **Circular-Flow Large Cassette** indoor unit ensures consistent, energy-efficient performance
- Available in your choice of Black (UTG-LCGVCB) or White (UTG-LCGVCW) grilles. Sold separately— (must be ordered with each cassette).
- Indoor unit with **ProCore™** (High Corrosion Resistant Copper) coils for long-lasting protection against corrosion
- **Whisper-quiet operation** with sound levels as low as 28dB

Special Operation modes available:

- Economy Mode/ Energy Saving Mode / Powerful Mode / Minimum Heat Mode / Automatic defrosting operation / Auto-restart function

Enhanced controls platform for seamless, intuitive operation:

- Using the optional IR Receiver and Wireless Remote Controller kit (sold separately)
- Extended connectivity with support for third-party interface options
- Compatible with BACnet and Modbus protocols for seamless integration with Building Management and Home Automation Systems
- Optional Wi-Fi connectivity enables remote monitoring through the AIRSTAGE Mobile App



Additional premium features include, but are not limited to:

- Built-in external input and output for interlocking systems with 3rd party devices (ex: fire alarm, door switch, humidifier, aux. heat & more)
- Multiple Auxiliary Heat logic options for optimized heating performance
- Service monitoring functionality via compatible accessories (UTY-RVRU & UTY-RNRUZ-series)
- Built-in drain pump for efficient water removal making installation and maintenance easier
- Optional fresh air kit, designed to boost indoor air quality and comfort

OUTDOOR UNIT:

- **Common Outdoor Unit:** Universal outdoor unit with other non-wall mounted single-zone systems
- **INVERTER-driven** compressor that offers precise temperature control, whisper-quiet operation, consistent comfort, and greater energy efficiency
- **Compact** outdoor unit with extended line set lengths
- **Up to 20% higher** rated heating capacity than nominal capacity
- **Low ambient** cooling and heating down to -15°F (XLTH) for dependable performance in extreme conditions

Optional Accessories

UTY-RVRU.....	KAGAMI - Touch Panel Wired Controller
UTY-RNRUZ-Series.....	Touch Panel Wired Remote Controller
UTY-RHRYZ-Series.....	Simple Wired Remote (Without Mode Function) - Hospitality
UTY-RSRYZ-Series.....	Simple Wired Remote (With Mode Function)
UTY-LBTUC	IR Receiver Kit w/ Wireless Remote Controller (Circular Flow Cassettes)
UTY-TFSXJ4	Wi-Fi Adapter (WiFi Interface Module UART Type)
FJ-AC-WIFI-1	Intesis Wi-Fi Device: Wired Module
FJ-IR-WIFI-1NA*	Intesis IR Wireless AC Cloud Control Interface (Intesis Home app)
UTY-VMSX	Modbus Converter
UTY-VTGX.....	Network Converter - Convert H-Series Comm. Protocol to V/J-Series Comm.
FJ-AC-485-1	Intesis - BACnet MSTP & Modbus RTU Gateway
UTY-TERX	External Switch Controller
UTY-TTRXZ1^	24V Thermostat Interface
TTRXZ1-KIT^	24V Thermostat Interface Kit (UTY-TTRXZ1, UTY-WIFI Plug & 24V Transformer)
UTY-SHZXC.....	Human Sensor Kit
UTZ-VXRA.....	Fresh Air Intake Kit
UTY-XWZXZG	External Connect Kit
UTZ-DUHGG*A.....	Hail Guard (Select Models Only)
UTZ-DUSHG*A	Snowhood (Select Models Only)
UTZ-DUWBG*A	Wind Baffle (Select Models Only)

* : Requires Communication kit UTY-LBTUC to connect this device to IDU
 ^: This device may not be used with any other type of controls (central controller, wire/wireless RC, WiFi adapter, BMS interface)

Systems 18KUAS1U, 24KUAS1U, 30KUAS1U, 36KUAS1U, 42KUAS1U, 48KUAS1U

XLTH systems: 30KUAH1U, 36KUAH1U, 42KUAH1U, 48KUAH1U


UP TO 26.3 SEER2

		18KUAS1U	24KUAS1U	30KUAS1U	36KUAS1U	42KUAS1U	48KUAS1U	30KUAH1U	36KUAH1U	42KUAH1U	48KUAH1U
Performance								XLTH	XLTH	XLTH	XLTH
Rated Cooling	BTU/h	18,000	24,000	30,000	36,000	42,000	46,000	30,000	36,000	42,000	46,000
Min.-Max. Cooling	BTU/h	3,100-20,100	5,400-28,000	9,600-35,000	9,600-39,000	13,600-45,000	15,400-48,000	9,600-35,000	9,600-39,000	13,600-45,000	15,400-50,000
Rated Heating	BTU/h	21,600	27,000	32,000	38,000	47,000	51,000	32,000	38,000	47,000	51,000
Min.-Max. Heating	BTU/h	3,100-24,000	5,400-32,000	9,200-38,000	9,200-43,000	14,300-51,000	16,000-55,000	9,200-39,000	9,200-43,000	14,300-51,000	16,000-55,000
SEER2	BTU/hW	26.3	23.2	22.4	21.3	19	18.2	23	22	22	21.5
HSPF 2 (IV) / HSPF 2 (V)	BTU/hW	11.4/8.8	11/8.5	10.6/8.4	10.5/8.2	10.4/8.2	10.2/8.2	11/8.9	10.7/8.5	10.6/8.5	10.5 / 8.2
EER2	BTU/hW	13.6	13.1	12.5	11.2	10.8	10.1	13.7	12.7	13	12.5
COP2	kW/kW	3.8	3.9	4.04	3.94	3.68	3.46	4.2	4	3.9	3.8
Energy Star Rating*		ES, ESCC, ESME	ES, ESCC, ESME	ES, ESCC, ESME	ESCC, ESME	ESCC, ESME	ESCC, ESME	ES, ESCC, ESME	ES, ESCC, ESME	ES, ESCC, ESME	ES, ESCC, ESME
Clg. Operating Range	°F (°C)	-5 to 122 (-21 to 50)	-5 to 122 (-21 to 50)	-5 to 122 (-21 to 50)	-5 to 122 (-21 to 50)	-5 to 122 (-21 to 50)	-5 to 122 (-21 to 50)	-5 to 122 (-21 to 50)	-5 to 122 (-21 to 50)	-5 to 122 (-21 to 50)	-5 to 122 (-21 to 50)
Htg. Operating Range	°F (°C)	-5 to 75 (-21 to 24)	-5 to 75 (-21 to 24)	-5 to 75 (-21 to 24)	-5 to 75 (-21 to 24)	-5 to 75 (-21 to 24)	-5 to 75 (-21 to 24)	-15 to 75 (-26 to 24)	-15 to 75 (-26 to 24)	-15 to 75 (-26 to 24)	-15 to 75 (-26 to 24)
Moisture Removal	Pt./h (l/h)	3.6 (1.7)	6.1 (2.9)	6.3 (3.0)	7.8 (3.7)	9.3 (4.4)	10.6 (5.0)	6.3 (3.0)	7.8 (3.7)	9.3 (4.4)	10.6 (5.0)
Fan (Cooling Mode)											
Air Circulation: Hi	CFM (m3/h)	618 (1,050)	677 (1,150)	942 (1,600)	1,118 (1,900)	1,177 (2,000)	1,236 (2,100)	942 (1,600)	1,118 (1,900)	1,177 (2,000)	1,236 (2,100)
Medium	CFM (m3/h)	565 (960)	618 (1,050)	848 (1,440)	942 (1,600)	971 (1,650)	1,048 (1,780)	848 (1,440)	942 (1,600)	971 (1,650)	1,048 (1,780)
Low	CFM (m3/h)	530 (900)	577 (980)	771 (1,310)	848 (1,440)	859 (1,460)	942 (1,600)	771 (1,310)	848 (1,440)	859 (1,460)	942 (1,600)
Quiet	CFM (m3/h)	459 (780)	512 (870)	677 (1,150)	695 (1,180)	765 (1,300)	765 (1,300)	677 (1,150)	695 (1,180)	765 (1,300)	765 (1,300)
Fan Speed Stages		4 + Auto	4 + Auto	4 + Auto	4 + Auto	4 + Auto	4 + Auto	4 + Auto	4 + Auto	4 + Auto	4 + Auto
Sound Levels (Clg/Htg)											
Indoor: Hi	dB(A)	34/34	36/36	40/40	45/45	47/47	48/48	40/40	45/45	47/47	48/48
Medium	dB(A)	32/32	34/34	38/38	41/41	42/42	44/44	38/38	41/41	42/42	44/44
Low	dB(A)	31/31	33/33	36/36	38/38	39/39	41/41	36/36	38/38	39/39	41/41
Quiet	dB(A)	28/28	30/30	33/33	34/34	36/36	36/36	33/33	34/34	36/36	36/36
Outdoor	dB(A)	52/55	52/54	53/55	54/56	55/57	57/59	53/53	53/53	52/52	54/54
Electrical											
Voltage/Frequency/Phase		208-230/60/1	208-230/60/1	208-230/60/1	208-230/60/1	208-230/60/1	208-230/60/1	208-230/60/1	208-230/60/1	208-230/60/1	208-230/60/1
Circuit Breaker	Amps	20	20	25	25	30	30	30	35	40	45
Current Rated/Max. Clg.	Amps	5.9/12.2	8.1/15.9	10.6/19.8	14.1/20.8	17.3/24	20/25	9.7/20	12.4/21	14.1/21.7	16.1/25.1
Current Rated/Max. Htg.	Amps	7.5/14.8	8.9/15.9	10.2/19.8	12.4/20.8	16.8/24	19/25	9.9/24	12.3/28	15.5/30.7	17.2/37.1
Power Use Rated/Max. Clg.	kW	1.32/1.94	1.83/2.82	2.40/3.55	3.2/4.08	3.89/4.35	4.55/4.83	2.19/3.24	2.83/3.61	3.23/3.69	3.68/4.5
Power Use Rated/Max. Htg.	kW	1.66/2.70	2.02/2.90	2.32/3.61	2.82/3.97	3.74/4.39	4.32/4.67	2.23/3.47	2.78/3.91	3.53/3.96	3.93/4.48
Size & Weight											
Net Weight	lbs. (kg)	53 (24) 84 (38)	53 (24) 115 (52)	57 (26) 137 (62)	57 (26) 137 (62)	64 (29) 157 (71)	64 (29) 157 (71)	57 (26) 159 (72)	57 (26) 159 (72)	64 (29) 225 (102)	64 (29) 225 (102)
Dimensions: Height	Inch	9-11/16 24-7/8	9-11/16 31	11-5/16 39-5/16	11-5/16 39-5/16	11-5/16 39-5/16	11-5/16 39-5/16	11-5/16 39-5/16	11-5/16 39-5/16	11-5/16 55-13/16	11-5/16 55-13/16
	mm	246 632	246 788	288 998	288 998	288 998	288 998	288 998	288 998	288 1418	288 1418
Width	Inch	33-1/16 31-7/16	33-1/16 37	33-1/16 37	33-1/16 37	33-1/16 37	33-1/16 37	33-1/16 37	33-1/16 37	33-1/16 38-3/16	33-1/16 38-3/16
	mm	840 799	840 940	840 940	840 940	840 940	840 940	840 940	840 940	840 970	840 970
Depth	Inch	33-1/16 11-7/16	33-1/16 12-5/8	33-1/16 12-5/8	33-1/16 12-5/8	33-1/16 12-5/8	33-1/16 12-5/8	33-1/16 12-5/8	33-1/16 12-5/8	33-1/16 14-9/16	33-1/16 14-9/16
	mm	840 290	840 320	840 320	840 320	840 320	840 320	840 320	840 320	840 370	840 370
Refrigerant		R-32	R-32	R-32	R-32	R-32	R-32	R-32	R-32	R-32	R-32
Additional Data											
White Grille (UTG-LCGVCW) or Black Grille (UTG-LCGVCB) Sold Separately											
Min. Lineset Length	Ft (m)	16 (5)	16 (5)	16 (5)	16 (5)	16 (5)	16 (5)	16 (5)	16 (5)	16 (5)	16 (5)
Max. Lineset Length	Ft (m)	98 (30)	164 (50)	164 (50)	164 (50)	246 (75)	246 (75)	246 (75)	246 (75)	246 (75)	246 (75)
Max. Vertical Diff.	Ft (m)	(Precharge: 66')	(Precharge: 66')	(Precharge: 66')	(Precharge: 66')	(Precharge: 98')	(Precharge: 98')	(Precharge: 98')	(Precharge: 98')	(Precharge: 98')	(Precharge: 98')
Lineset Size	Inch	49 (15)	98 (30)	98 (30)	98 (30)	98 (30)	98 (30)	98 (30)	98 (30)	98 (30)	98 (30)
		Gas 1/2 Liq. 1/4	Gas 1/2 Liq. 1/4	Gas 5/8 Liq. 3/8	Gas 5/8 Liq. 3/8	Gas 5/8 Liq. 3/8	Gas 5/8 Liq. 3/8	Gas 5/8 Liq. 3/8	Gas 5/8 Liq. 3/8	Gas 5/8 Liq. 3/8	Gas 5/8 Liq. 3/8
		Indoor AUUH18KUAS Outdoor AOUH18KUAH1	Indoor AUUH24KUAS Outdoor AOUH24KUAH1	Indoor AUUH30KUAS Outdoor AOUH30KUAH1	Indoor AUUH36KUAS Outdoor AOUH36KUAH1	Indoor AUUH42KUAS Outdoor AOUH42KUAH1	Indoor AUUH48KUAS Outdoor AOUH48KUAH1	Indoor AUUH30KUAS Outdoor AOUH30KUAH1	Indoor AUUH36KUAS Outdoor AOUH36KUAH1	Indoor AUUH42KUAS Outdoor AOUH42KUAH1	Indoor AUUH48KUAS Outdoor AOUH48KUAH1



AIRSTAGE Centauri

9, 12, 15,000 BTU/h
Floor Mounted Heat Pump Systems

 Heating down to
-5°F (-21°C) and
NO LOCKOUT!


Built in Wi-Fi®

Controller
not included.
Controls sold
separately.

AGUH09KUAS
AGUH12KUAS
AGUH15KUAS



(Coming Q2 2026)

The Centauri Series Floor-Mounted Indoor Unit delivers high-efficiency heating and cooling in a compact, low-profile design engineered for flexible installation under a standard window. Dual upper and lower airflow outlets enable rapid, uniform space conditioning, while floor-level or low-wall mounting provides evenly distributed airflow with quiet operation for consistent, year-round comfort. The unit also includes a built-in refrigerant leak detection sensor for enhanced safety and reliability.

Features: (System Features see page 16)

INDOOR UNIT:

- **Floor-Mounted Units** are designed for comfort where wall space is limited, delivering powerful, quiet performance with flexible installation.
- Indoor unit with **PROCORE™ (High Corrosion Resistant Copper)** coils for long-lasting protection against corrosion
- **Whisper-quiet operation** with sound levels as low as 22dB
- Multiple fan speed options; Auto, High, Med, Low, and Quiet

Special Operation modes available:

- Economy Mode/ Energy Saving/ Powerful Mode / Minimum Heat Mode / Automatic defrosting operation / Auto-restart function

Enhanced controls platform for seamless, intuitive operation:

- Seamless control using the Optional Wireless Remote Controller (UTY-LNXUZ1) (sold separately)
- Built-in Wi-Fi connectivity for remote monitoring and control via the AIRSTAGE Mobile App
- Extended connectivity with support for third-party interface options



Advanced scheduling and timer options offer greater control over unit operation: Weekly Timer / 24-hr Timer / Sleep Function

Offers group control, allowing seamless management of multiple units simultaneously

Equipped with a **built-in refrigerant leak detection sensor** for enhanced safety and reliability

Additional premium features include, but are not limited to:

- Built-in external input and output for interlocking systems with 3rd party devices (Ex: Fire Alarm, Door Switch, Humidifier, Aux. Heat & more)
- Multiple Auxiliary Heat logic options for optimized heating performance
- Service monitoring functionality via compatible accessories (UTY-RVRU & UTY-RNRUZ-series)

OUTDOOR UNIT:

- **Low GWP R-32** systems for reduced environmental impact
- **INVERTER-driven** compressor that offers superior performance, comfort, and energy savings
- **Compact** outdoor unit with extended line set lengths up to 98ft (30m)
- Outdoor Unit **Low-noise operation** mode
- **Low ambient** cooling and heating down to -5°F for dependable performance in extreme conditions.

NOTE: The **15,000 BTU/h indoor unit** pairs with the **12,000 BTU/h outdoor unit**

Optional Accessories

UTY-RVRU*	KAGAMI – Touch Panel Wired Controller
UTY-RNRUZ-Series*	Touch Panel Wired Remote Controller
UTY-RSRYZ-Series*	Simple Wired Remote (With Mode Function)
UTY-RHRYZ-Series*	Simple Wired Remote (Without Mode Function) – Hospitality
UTY-LNXUZ1	Wireless Remote Controller (Floor Mounted)
FJ-IR-WIFI-1NA	Intesis IR Wireless AC Cloud Control Interface (Intesis Home App)
UTY-XWZX	External Connect Kit
UTY-XWZXZ5	External Connect Kit
UTR-STA	Half Concealed Kit
UTY-TWRXZ3	Communication Kit
UTY-VMSX	Modbus Converter
UTY-TTRXZ1*^	24V Thermostat Interface
TTRXZ1-KIT *^	24V Thermostat Interface Kit (UTY-TTRXZ, UTY-WiFi Plug & 24V Transformer)
UTY-VTGX*	Network Converter – Converts H-Series Communication Protocol to V/J-Series
UTY-TERX*	External Switch Controller

*: Requires Communication kit UTY-TWRXZ3 to connect this device to IDU

^: This device may not be used with any other type of controls (central controller, wire/wireless RC, WiFi adapter, BMS interface)

Systems 09KUBS1G, 12KUBS1G, 15KUBS1G

(Coming Q2 2026)

UP TO 26 SEER2

		09KUBS1G		12KUBS1G		15KUBS1G	
Performance							
Rated Cooling	BTU/h	9,000		12,000		14,200	
Min.-Max. Cooling	BTU/h	3,100-13,000		3,100-14,300		3,100-17,700	
Rated Heating	BTU/h	12,000		16,000		18,000	
Min.-Max. Heating	BTU/h	3,100-16,000		3,100-18,000		3,100-19,000	
SEER2	BTU/hW	26		25		24	
HSPF 2 (IV) / HSPF 2 (V)	BTU/hW	11.3 / 9		11.2 / 8.8		10.95 / 8.6	
EER2	BTU/hW	15.25		13.5		12.55	
COP2	kW/kW	3.92		3.4		3.4	
Energy Star Rating*		ES, ESCC,ESME		ES, ESCC,ESME		ES, ESCC,ESME	
Cooling Operating Range	°F (°C)	-5 ~ 122 (-21 ~ 50)		-5 ~ 122 (-21 ~ 50)		-5 ~ 122 (-21 ~ 50)	
Heating Operating Range	°F (°C)	-5~75 (-21~24)		-5~75 (-21~24)		-5~75 (-21~24)	
Moisture Removal	Pt./h (l/h)	3.6 (1.7)		4.6 (2.2)		5.7 (2.7)	
Fan (Cooling Mode)							
Air Circulation: Hi	CFM (m3/h)	336 (570)		336 (570)		383 (650)	
Medium	CFM (m3/h)	271 (460)		271 (460)		306 (520)	
Low	CFM (m3/h)	212 (360)		212 (360)		235 (400)	
Quiet	CFM (m3/h)	159 (270)		159 (270)		159 (270)	
Fan Speed Stages		4+auto		4+auto		4+auto	
Sound Levels (Clg/Htg)							
Indoor: Hi	dB(A)	41/41		41/41		45/44	
Medium	dB(A)	36/36		36/36		39/38	
Low	dB(A)	30/30		30/30		32/30	
Quiet	dB(A)	22/22		22/22		22/22	
Outdoor	dB(A)	45/48		45/49		48/50	
Electrical							
Voltage/Frequency/Phase		208-230/60/1		208-230/60/1		208-230/60/1	
Circuit Breaker	Amps	15		15		15	
Current Rated/Max: Clg.	Amps	3.1/6.4		4.0/10.2		5.1/10.2	
Current Rated/Max: Htg.	Amps	4.4/8.9		6.1/11.7		6.8/11.7	
Power Use Rated/Max: Clg.	kW	0.59/1.15		0.89/1.25		1.13/1.80	
Power Use Rated/Max: Htg.	kW	0.90/1.75		1.38/1.63		1.55/1.69	
Size & Weight							
Net Weight	lbs. (kg)	31 (14.0)	71 (32)	31 (14.0)	84 (38)	31 (14.0)	84 (38)
Dimensions: Height	Inch	23-5/8	21-5/16	23-5/8	24-7/8	23-5/8	24-7/8
	mm	600	542	600	632	600	632
Width	Inch	29-1/8	31-7/16	29-1/8	31-7/16	29-1/8	31-7/16
	mm	740	799	740	799	740	799
Depth	Inch	7-7/8	11-7/16	7-7/8	11-7/16	7-7/8	11-7/16
	mm	200	290	200	290	200	290
Refrigerant		R-32		R-32		R-32	
Additional Data							
Air Direction: Vertical		Automatic		Automatic		Automatic	
Air Filter Type		Washable		Washable		Washable	
Min. Lineset Length	Ft (m)	16 (5)		16 (5)		16 (5)	
Max. Lineset Length	Ft (m)	65 (20) (pre-charge: 49')		98 (30) (pre-charge: 66')		98 (30) (pre-charge: 66')	
Max. Vertical Diff.	Ft (m)	49 (15)		49 (15)		49 (15)	
Lineset Size	Inch	Gas 3/8	Liq. 1/4	Gas 3/8	Liq. 1/4	Gas 3/8	Liq. 1/4
		Indoor AGUH09KUAS	Outdoor AOUH09KUBS1	Indoor AGUH12KUAS	Outdoor AOUH12KUBS1	Indoor AGUH15KUAS	Outdoor AOUH12KUBS1

(Coming Q2 2026)

NOTE: The **15,000 BTU/h indoor unit** pairs with the **12,000 BTU/h outdoor unit**

AIRSTAGE Aquila

Multi-Zone Mini-Split Systems

- Operate as few as one indoor unit or all indoor units
- Choose from 6 indoor unit styles - wall mounted, slim ducted, compact cassette, multi position air handling unit, mid static ducted and floor mounted.
- Extensive Range of ENERGY STAR® Certified Options Available
- Customize your system with hundreds of allowable combinations based on indoor unit type and capacity (BTU/h)

- Connect 2 to 5 indoor units, depending on model
- Connect 14,000 to 58,000 BTU/h

Multi-Zone Extra Low Temperature Heating

XLTH

- Connect 2 to 4 indoor units, depending on model
- Connect 14,000 to 46,000 BTU
- Extra Low Temp Heating: operates efficiently with heating down to -15°F (-26°C)



Wi-Fi is optional

AIRSTAGE Aquila Mix-and-Match Flexibility

Flexibility to create optimal combinations, configure up to 5 zones, select the ideal style of indoor units, and determine the necessary capacity. Our system is the **RIGHT** choice for your home or business.

Multi-Zone Outdoor Units



Multi-Zone Indoor Units

Wall Mounted				
ASUH07, 09, 12KPAS	✓	✓	✓	✓
ASUH15KPAS		✓	✓	✓
ASUH18KPAS		✓	✓	✓
ASUH24KPAS			✓	✓
Slim Ducted				
ADUH07, 09, 12KUAS	✓	✓	✓	✓
ADUH18KUAS		✓	✓	✓
ADUH24KUAS			✓	✓
Compact Cassette				
ACUH07, 09, 12KUAS	✓	✓	✓	✓
ACUH18KUAS		✓	✓	✓
Mid Static Ducted				
ARUH12KUAS	✓	✓	✓	✓
ARUH18KUAS		✓	✓	✓
ARUH24KUAS			✓	✓
Multi-Position Air Handling Unit				
AMUH12KUAS	✓	✓	✓	✓
AMUH18KUAS		✓	✓	✓
AMUH24KUAS			✓	✓
Floor Mounted				
AGUH09KUAS	(Coming Q2 2026) ✓	✓	✓*	✓*
AGUH12KUAS	(Coming Q2 2026) ✓	✓	✓*	✓*
AGUH15KUAS	(Coming Q2 2026) ✓	✓	✓*	✓*

* Floor Mounted Indoor Units are compatible with AOUH36KWBH4 and AOUH45KWBS5 (B-Generation) Outdoor Units. Floor Mounted Indoor Units are **not** compatible with AOUH36KWAH4 and AOUH45KWA5 (A-Generation) Outdoor Units.

Individual Zoning: Personalized Whole Home Comfort



Wall Mounted

High wall location for minimized presence. The elimination of ducting increases delivered efficiency.

- Quiet operation
- Easy maintenance
- High delivered efficiency means lower utility bills



Slim Ducted

Mounted in a ceiling or in a framed enclosure below a ceiling. They use minimal ductwork and remain very energy efficient.

- Concealed and out of sight
- Look of central air with the efficiency of a mini-split
- Less ducts = higher efficiency



Compact Cassette

Cassettes are extremely discreet, with only the grille showing in the ceiling. They use the latest fan technology to distribute the conditioned air evenly.

- Wired or Wireless remote control options
- Powerful and efficient fan operation
- Fits into a standard 2' x 2' ceiling grid



Mid Static Ducted

Mid Static Ducted units offer a perfect blend of performance, flexibility, and discreet comfort. Designed for concealed installation.

- Automatic static pressure detection for optimal airflow
- Built-in refrigerant leak detection sensor



Multi Position Air Handling Unit

The MPAHU combines flexible installation with high-efficiency central ducted performance.

- Ideal for both new construction and retrofit applications
- Built-in refrigerant leak detection sensor



Floor Mounted

Floor mount systems are ideal for residential radiator replacements or any room with limited upper wall space, like a kitchen or sunroom.

- Compact size fits easily under a standard window
- Features twin airflow for improved heat delivery
- Designer wireless remote control

AIRSTAGE Aquila

7, 9, 12, 15, 18, 24,000 BTU/h
Wall-Mounted Indoor Units

Multi-Zone Indoor

Handheld remote control included with indoor unit



ASUH07KPAS
ASUH09KPAS
ASUH12KPAS
ASUH15KPAS



ASUH18KPAS
ASUH24KPAS

Features: (System Features see page 16)

INDOOR UNIT:

- Compact wall-mounted indoor unit delivering superior comfort and energy-efficient performance
- Indoor unit with **PROCORE™** (High Corrosion Resistant Copper) coils for long-lasting protection against corrosion
- Whisper-quiet operation with sound levels as low as 19dB
- Improved corrosion resistance and coil durability through Hydro Fin-coated heat exchanger
- Backlit wireless remote controller with luminous buttons for easy visibility, included with the indoor unit

Special Operation modes available:

- Economy Mode/ Energy Saving Mode / Powerful Mode / Minimum Heat Mode / Automatic defrosting operation / Auto-restart function

Enhanced controls platform for seamless, intuitive operation:


- Wi-Fi connectivity with AIRSTAGE Mobile App monitoring via compatible USB WLAN adapter
- Extended connectivity with support for third-party interface options
- Compatible with BACnet and Modbus protocols for seamless integration with building management and home automation systems

Additional premium features include, but are not limited to:

- Built-in external input and output for interlocking systems with 3rd party devices (ex: fire alarm, door switch, humidifier, aux. heat & more)
- Multiple Auxiliary Heat logic options for optimized heating performance
- Service monitoring functionality via compatible accessories (UTY-RVRU & UTY-RNRUZ-series)


Built-In Filtration

LONG-LIFE ION DEODORIZATION FILTER



The filter deodorizes by powerfully decomposing absorbed odors using the oxidizing and reducing effects of ions generated by the ultra-fine-particle ceramic. The filter can be used for approximately 3 years if it is washed with water when dirty to restore its surface action.

APPLE-CATECHIN FILTER



Dust, mold spores and micro-organisms are absorbed onto the filter by static electricity so growth is inhibited and deactivated.



ASUH07KPAS, ASUH09KPAS, ASUH12KPAS, ASUH15KPAS, ASUH18KPAS, ASUH24KPAS

		ASUH07KPAS	ASUH09KPAS	ASUH12KPAS	ASUH15KPAS	ASUH18KPAS	ASUH24KPAS
Performance							
Rated Cooling	BTU/h	7,000	9,000	12,000	15,000	18,000	24,000
Rated Heating	BTU/h	7,000	9,000	12,000	15,000	18,000	24,000
Fan (Cooling Mode)							
Air Circulation: Hi	CFM (m3/h)	383 (650)	412 (700)	412 (700)	453 (770)	577 (980)	689 (1,170)
Med.- High	CFM (m3/h)	353 (600)	371 (630)	371 (630)	406 (690)	524 (890)	594 (1,010)
Medium	CFM (m3/h)	318 (540)	330 (560)	330 (560)	353 (600)	477 (810)	500 (850)
Med.- Low	CFM (m3/h)	283 (480)	288 (490)	288 (490)	306 (520)	424 (720)	436 (740)
Low	CFM (m3/h)	253 (430)	253 (430)	253 (430)	265 (450)	377 (640)	377 (640)
Quiet	CFM (m3/h)	159 (270)	159 (270)	159 (270)	165 (280)	300 (510)	300 (510)
Fan Speed Stages	CFM (m3/h)	6+Auto	6+Auto	6+Auto	6+Auto	6+Auto	6+Auto
Sound							
Indoor Level (Clg/Htg): Hi	dB(A)	38/41	40/42	40/42	43/44	45/46	49/49
Med.- High	dB(A)	36/38	38/39	38/39	40/42	43/44	45/44
Medium	dB(A)	33/35	34/36	35/38	36/39	40/40	40/40
Med.- Low	dB(A)	31/33	32/34	32/35	33/36	37/37	37/37
Low	dB(A)	29/31	29/31	30/33	30/33	35/35	35/35
Quiet	dB(A)	21/22	21/22	21/22	21/24	29/29	29/29
Electrical							
Voltage/Frequency/Phase		208-230/60/1	208-230/60/1	208-230/60/1	208-230/60/1	208-230/60/1	208-230/60/1
Current Rated/Max: Clg	Amps	0.2/ 0.25	0.35/ 0.44	0.35/ 0.44	0.39/ 0.49	0.35/ 0.44	0.35/ 0.44
Current Rated/Max: Htg	Amps	0.2/ 0.25	0.35/ 0.44	0.35/ 0.44	0.39/ 0.49	0.35/ 0.44	0.35/ 0.44
Input Power	W	18.4	21.8	21.8	30.8	40.0	63.0
Size & Weight							
Net Weight	lbs. (kg)	21 (9.5)	21 (9.5)	21 (9.5)	22 (10.0)	28 (12.5)	28 (12.5)
Dimensions: Height	Inch	10-5/8	10-5/8	10-5/8	10-5/8	11	11
	mm	270	270	270	270	280	280
Width	Inch	32-13/16	32-13/16	32-13/16	32-13/16	38-9/16	38-9/16
	mm	834	834	834	834	980	980
Depth	Inch	8-3/4	8-3/4	8-3/4	8-3/4	9-7/16	9-7/16
	mm	222	222	222	222	240	240
Refrigerant		R-32	R-32	R-32	R-32	R-32	R-32
Additional Data							
Air Direction: Horizontal		Manual	Manual	Manual	Manual	Manual	Manual
Air Direction: Vertical		Automatic	Automatic	Automatic	Automatic	Automatic	Automatic
Air Filter Type		Washable	Washable	Washable	Washable	Washable	Washable
Ion Deodorizing Filter		Disposable	Disposable	Disposable	Disposable	Disposable	Disposable
Apple-Catechin Filter		Disposable	Disposable	Disposable	Disposable	Disposable	Disposable
Lineset Size	Inch	Gas 3/8 Liq. 1/4	Gas 3/8 Liq. 1/4	Gas 3/8 Liq. 1/4	Gas 3/8 Liq. 1/4	Gas 1/2 Liq. 1/4	Gas 1/2 Liq. 1/4

AIRSTAGE Aquila

7, 9, 12, 18, 24,000 BTU/h
Slim Ducted Indoor Units

Multi-Zone Indoor



ADUH07KUAS
ADUH09KUAS
ADUH12KUAS

ADUH18KUAS

ADUH24KUAS

Controller not included. Controls sold separately.

Features: (System Features see page 16)

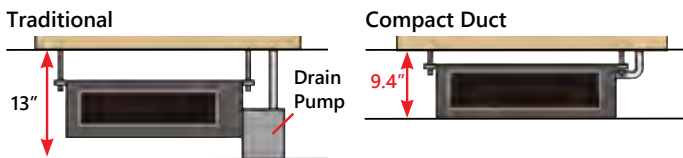
Built-in Leak Detection Sensor

Slim-Ducted units are equipped with a built-in leak detection sensor, enhancing safety and efficiency by promptly identifying and alerting you to any refrigerant leaks.



Slim Ducted

Excellent to use when ceiling cavity is small and there is no slope for drain.



Field Supplied Filters

Filters are sized to keep velocities and static pressure loss low. This will ensure sufficient static pressure is available for ductwork, fittings and supply and return grilles. Alternative filter sizes with equivalent face areas can be used.

*Typical filter pressure drop.
^Available Static Pressure factors in filter pressure loss only.

CFM
Typical Filter Size
Velocity, FPM
Unit External SP, in. W.C.
*SP Loss, in. W.C.
^Available Static Pressure
*SP Loss, in. W.C.
^Available Static Pressure
*SP Loss, in. W.C.
^Available Static Pressure

	ADUH07KUAS	ADUH09KUAS	ADUH12KUAS	ADUH18KUAS	ADUH24KUAS
CFM	323	353	383	554	785
Typical Filter Size	12 x 20	12 x 20	12 x 20	14 x 25	18 x 30
Velocity, FPM	194	212	230	228	209
Unit External SP, in. W.C.	0.36	0.36	0.36	0.36	0.20
1" Fiberglass Filter					
*SP Loss, in. W.C.	0.04	0.04	0.05	0.04	0.04
^Available Static Pressure	0.32	0.32	0.31	0.32	0.16
1" MERV 8 Pleated Filter					
*SP Loss, in. W.C.	0.10	0.12	0.14	0.14	0.12
^Available Static Pressure	0.26	0.24	0.22	0.22	0.08
2" MERV 8 Pleated Filter					
*SP Loss, in. W.C.	0.06	0.07	0.08	0.08	0.07
^Available Static Pressure	0.30	0.29	0.28	0.28	0.13

ADUH07KUAS, ADUH09KUAS, ADUH12KUAS, ADUH18KUAS, ADUH24KUAS

		ADUH07KUAS	ADUH09KUAS	ADUH12KUAS	ADUH18KUAS	ADUH24KUAS
Performance						
Rated Cooling	BTU/h	7,000	9,000	12,000	18,000	24,000
Rated Heating	BTU/h	7,000	9,000	12,000	18,000	24,000
Fan (Cooling Mode)						
Air Circulation: Hi	CFM (m3/h)	324 (550)	353 (600)	383 (650)	553 (940)	783 (1330)
Medium	CFM (m3/h)	288 (490)	324 (550)	353 (600)	518 (880)	730 (1240)
Low	CFM (m3/h)	277 (470)	294 (500)	324 (550)	483 (820)	647 (1100)
Quiet	CFM (m3/h)	259 (440)	265 (450)	283 (480)	441 (750)	606 (1030)
Fan Speed Stages		4 + Auto	4+auto	4+auto	4+auto	4 + Auto
Sound						
Indoor Level (Clg/Htg): Hi	dB(A)	28/28	28/28	30/30	32/33	33/35
Medium	dB(A)	26/26	27/26	28/28	31/32	34/34
Low	dB(A)	25/25	26/25	27/27	30/31	32/32
Quiet	dB(A)	24/24	25/24	24/24	29/29	29/29
Electrical						
Voltage/Frequency/Phase		208-230/60/1	208-230/60/1	208-230/60/1	208-230/60/1	208-230/60/1
Static Pressure	W.C	0.01 to 0.36	0.01 to 0.36	0.01 to 0.36	0.01 to 0.36	0.01 to 0.20
Current Rated/Max: Clg	Amps	0.32/0.38	0.32/0.38	0.37/0.44	0.43/0.55	0.64/0.83
Current Rated/Max: Htg	Amps	0.32/0.38	0.32/0.38	0.37/0.44	0.43/0.55	0.64/0.83
Input Power	W	55	65	74	103	119
Size & Weight						
Net Weight	lbs. (kg)	35 (16)	37 (17)	37 (17)	44 (20)	53 (24)
Dimensions: Height	Inch	7-13/16	7-13/16	7-13/16	7-13/16	7-13/16
	mm	198	198	198	198	198
Width	Inch	27-9/16	27-9/16	27-9/16	35-7/16	43-5/16
	mm	700	700	700	900	1100
Depth	Inch	24-7/16	24-7/16	24-7/16	24-7/16	24-7/16
	mm	620	620	620	620	620
Supply Duct Flange Dimensions: Height	Inch	5-15/16	5-15/16	5-15/16	5-15/16	5-15/16
	mm	151	151	151	151	151
Width	Inch	25-9/16	25-9/16	25-9/16	33-7/16	41-11/32
	mm	650	650	650	850	1050
Depth	Inch	3/4	3/4	3/4	3/4	3/4
	mm	19	19	19	19	19
Return Duct Dimensions: Height	Inch	6-7/8	6-7/8	6-7/8	6-7/8	6-7/8
	mm	175	175	175	175	175
Width	Inch	22-5/8	22-5/8	22-5/8	30-1/2	37-3/4
	mm	575	575	575	775	959
Depth	Inch	3/4 Flat	3/4 Flat	3/4 Flat	3/4 Flat	3/4 Flat
	mm	19 Flat	19 Flat	19 Flat	19 Flat	19 Flat
Refrigerant		R-32	R-32	R-32	R-32	R-32
Additional Data						
Air Filter Type		Washable	Washable	Washable	Washable	Washable
Lineset Size	Inch	Gas 3/8 Liq. 1/4	Gas 3/8 Liq. 1/4	Gas 3/8 Liq. 1/4	Gas 1/2 Liq. 1/4	Gas 1/2 Liq. 1/4

AIRSTAGE Aquila

7, 9, 12, 18,000 BTU/h
Compact Cassette Indoor Units

Multi-Zone Indoor

Controller not included. Controls sold separately.

Cassette Grille sold separately.

- ACUH07KUAS
- ACUH09KUAS
- ACUH12KUAS
- ACUH18KUAS



Features: (System Features see page 16)

INDOOR UNIT:

- Compact cassette indoor unit delivering superior comfort and energy-efficient performance.
- Indoor unit with **PROCORE™** (High Corrosion Resistant Copper) coils for long-lasting protection against corrosion
- Whisper-quiet operation with sound levels as low as 28dB

Special Operation modes available:

- Economy Mode/ Energy Saving Mode / Powerful Mode / Minimum Heat Mode / Automatic defrosting operation / Auto-restart function / Group control

Enhanced controls platform for seamless, intuitive operation:

- Seamless control using the optional Wireless Remote Controller (sold separately)
- Optional Wi-Fi connectivity enables remote monitoring through the AIRSTAGE Mobile App
- Extended connectivity with support for third-party interface options
- Compatible with BACnet and Modbus protocols for seamless integration with Building Management and Home Automation Systems

For flexible installation:


- Built-In drain pump unit for efficient water removal
- Optional fresh air kit, designed to boost indoor air quality
- Cassette grille (front panel) fits seamlessly into standard grid-style office ceilings (sold separately)

Additional premium features include, but are not limited to:

- Built-in external input and output for interlocking systems with 3rd party devices (Ex: Fire Alarm, Door Switch, Humidifier, Aux. Heat & more)
- Multiple Auxiliary Heat logic options for optimized heating performance
- Service monitoring functionality via compatible accessories (UTY-RVRU & UTY-RNRUZ-series)

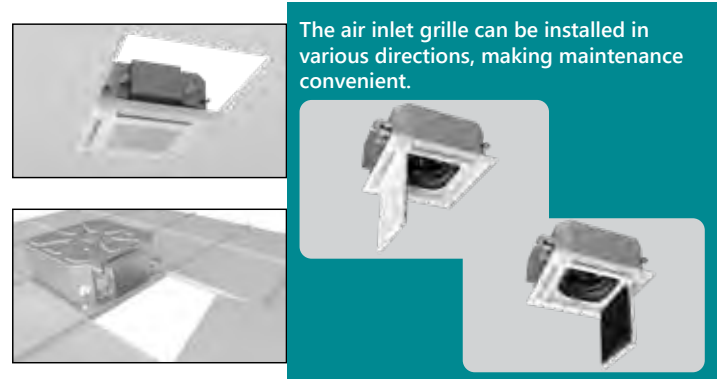
2-Stage EFFICIENT Fan

Air distribution is evenly spread across the heat exchanger by the 2 stage fan which produces two separate airflow streams.



Easy Maintenance

Maintenance is made simple by removing the ceiling panel next to the grille. Working on the cassette unit from an adjoining ceiling tile keeps disruption and construction costs down.



Quiet Operation

Optimization of the laminar wing profile and a 7-blade design enables ultra-quiet operation with sound levels as low as 28 dB



ACUH07KUAS, ACUH09KUAS, ACUH12KUAS, ACUH18KUAS

		ACUH07KUAS	ACUH09KUAS	ACUH12KUAS	ACUH18KUAS
Performance					
Rated Cooling	BTU/h	7,000	9,000	12,000	18,000
Rated Heating	BTU/h	7,000	9,000	12,000	18,000
Fan (Cooling Mode)					
Air Circulation: Hi	CFM (m3/h)	318 (540)	318 (540)	359 (610)	441 (750)
Medium	CFM (m3/h)	288 (490)	288 (490)	312 (530)	341 (580)
Low	CFM (m3/h)	259 (440)	259 (440)	277 (470)	288 (490)
Quiet	CFM (m3/h)	230 (390)	230 (390)	241 (410)	241 (410)
Fan Speed Stages		4+auto	4+auto	4+auto	4+auto
Sound					
Indoor Level (Clg/Htg): Hi	dB(A)	34/34	34/34	37/37	42/44
Medium	dB(A)	32/32	32/32	34/34	37/41
Low	dB(A)	30/30	30/30	31/31	33/37
Quiet	dB(A)	28/28	28/28	29/29	29/30
Electrical					
Voltage/Frequency/Phase		208-230/60/1	208-230/60/1	208-230/60/1	208-230/60/1
Current Rated/Max: Clg	Amps	0.15/0.19	0.15/0.19	0.20/0.25	0.30/0.38
Current Rated/Max: Htg	Amps	0.15/0.19	0.15/0.19	0.20/0.25	0.30/0.38
Input Power	W	18	18	23	39
Size & Weight					
Net Weight	lbs. (kg)	33 (15)	33 (15)	33 (15)	35 (16)
Dimensions: Height	Inch	9-5/8	9-5/8	9-5/8	9-5/8
	mm	245	245	245	245
Width	Inch	22-7/16	22-7/16	22-7/16	22-7/16
	mm	570	570	570	570
Depth	Inch	22-7/16	22-7/16	22-7/16	22-7/16
	mm	570	570	570	570
Refrigerant		R-32	R-32	R-32	R-32
Additional Data					
Air Direction: Vertical		Automatic	Automatic	Automatic	Automatic
Air Filter Type		Washable	Washable	Washable	Washable
Front Grille: UTG-CCGFGA*					
Grille Dim: Height	Inch (mm)	1-15/16 (49)	1-15/16 (49)	1-15/16 (49)	1-15/16 (49)
Width	Inch (mm)	24-7/16 (620)	24-7/16 (620)	24-7/16 (620)	24-7/16 (620)
Depth	Inch (mm)	24-7/16 (620)	24-7/16 (620)	24-7/16 (620)	24-7/16 (620)
Lineset Size	Inch	Gas 3/8 Liq. 1/4	Gas 3/8 Liq. 1/4	Gas 3/8 Liq. 1/4	Gas 1/2 Liq. 1/4

* Compact Cassette Grille UTG-CCGFGA sold separately. Must order one with each compact cassette.

AIRSTAGE Aquila

12, 18, 24,000 BTU/h
Mid Static Ducted Indoor Units

Multi-Zone Indoor

Controller not included. Controls sold separately.



ARUH12KUAS



ARUH18KUAS
ARUH24KUAS

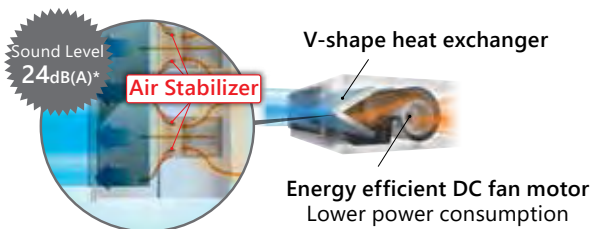
Features: (System Features see page 16)

Function

Fujitsu AIRSTAGE Mid Static Ducted indoor units deliver powerful heating and cooling with exceptional efficiency. Engineered for seamless integration into multi-zone applications, their compact design and strong static pressure enable flexible installation across various spaces. With enhanced airflow control and whisper-quiet operation, these units provide superior comfort while remaining discreetly concealed, offering the ideal balance of performance and efficiency.

Energy Efficient & Quiet Operation

The combination of the V-shaped heat exchanger, air stabilizer, and the energy efficient DC fan motor results in high efficiency and quiet operation.



* 12,18, 24,000 BTU/h models fan speed: Quiet

Feature Highlights

- Wide external static pressure range of up to 0.8 in. WG for adaptable performance. (12/18/24k models)
- Equipped with a built-in refrigerant leak detection sensor.
- Flexible intake configuration with side or bottom options to meet installation requirements.
- Enhanced controls platform for seamless, intuitive operation.
- Built-in drain pump for efficient condensate removal making installation and maintenance easier
- Automatic static pressure detection for optimal airflow and system efficiency.
- ProCore™ (High Corrosion Resistant Copper) coils for long-lasting protection against corrosion
- (Optional) Supports compatibility with the Airzone (third-party communicating zoning system) for optimized zoning control.



ARUH12KUAS, ARUH18KUAS, ARUH24KUAS

		ARUH12KUAS	ARUH18KUAS	ARUH24KUAS
Performance				
Rated Cooling	BTU/h	12,000	18,000	24,000
Rated Heating	BTU/h	12,000	18,000	24,000
Fan (Cooling Mode)				
Air Circulation: Hi	CFM (m3/h)	500 (850)	618 (1,050)	800 (1,360)
Medium	CFM (m3/h)	400 (680)	494 (840)	636 (1,080)
Low	CFM (m3/h)	347 (590)	430 (730)	518 (880)
Quiet	CFM (m3/h)	300 (510)	371 (630)	400 (680)
Fan Speed Stages		4 + Auto	4+auto	4+auto
Sound				
Indoor Level (Clg/Htg): Hi	dB(A)	35/35	34/34	36/36
Medium	dB(A)	30/30	29/29	31/31
Low	dB(A)	27/27	26/26	28/28
Quiet	dB(A)	24/24	24/24	24/24
Electrical				
Voltage/Frequency/Phase		208-230/60/1	208-230/60/1	208-230/60/1
Static Pressure	W.C	0.12 to 0.80	0.12 to 0.80	0.12 to 0.80
Current Rated/Max: Clg	Amps	0.75/0.85	1.34/1.51	1.60/1.81
Current Rated/Max: Htg	Amps	0.75/0.85	1.34/1.51	1.60/1.81
Input Power	W	66	62	110
Size & Weight				
Net Weight	lbs. (kg)	66 (30)	90 (41)	93 (42)
Dimensions: Height	Inch	11 13/16	11 13/16	11 13/16
	mm	300	300	300
Width	Inch	27 9/16	39 3/8	39 3/8
	mm	700	1000	1000
Depth	Inch	27 9/16	27 9/16	27 9/16
	mm	700	700	700
Supply Duct Flange Dimensions: Height	Inch	8-9/16	8-9/16	8-9/16
	mm	217	217	217
Width	Inch	18-3/16	30	30
	mm	462	762	762
Depth	Inch	1	1	1
	mm	25	25	25
Return Duct Dimensions: Height	Inch	10-1/16	10-1/16	10-1/16
	mm	255	255	255
Width	Inch	25-9/16	35-1/4	35-1/4
	mm	650	895	895
Depth	Inch	1	1	1
	mm	25	25	25
Refrigerant		R-32	R-32	R-32
Additional Data				
Air Filter Type		Washable	Washable	Washable
Lineset Size	Inch	Gas 3/8 Liq. 1/4	Gas 1/2 Liq. 1/4	Gas 1/2 Liq. 1/4



AIRSTAGE Aquila

12, 18, 24,000 BTU/h
Multi-Position Air Handling Units

Multi-Zone Indoor

Controller
not included.
Controls sold
separately.

AMUH12KUAS
AMUH18KUAS
AMUH24KUAS



Features: (System Features see page 16)


Function

The AIRSTAGE Multi-Position Air Handling Unit is a high-efficiency central ducted solution, engineered for flexible installation and optimized whole-home comfort. It is ideal for both new construction and retrofit applications, without compromising on space or performance.

Feature Highlights:

- Low-noise design with sound levels as low as 30 dB(A)
- Built-in refrigerant leak detection sensor
- Ideal for installation in zero-clearance applications (e.g. mobile homes, manufactured homes)
- Wide external static pressure (ESP) range: up to 0.8 inWG
- Optional Wi-Fi module enables remote access through the AIRSTAGE Mobile App
- Wireless control available via optional IR receiver and wireless remote (UTY-LBTUM)
- Supports 24Vac third-party thermostat integration via compatible thermostat Interface
- Built-in I/O terminals support integration with third-party devices (e.g. fire alarms, door switches, humidifiers, auxiliary heat, and ERV/HRV systems)
- Optional single and dual stage electric heater kits for additional heat capacity - Up to 16kW
- Low air leakage rate of less than 2%
- BACnet and Modbus protocol compatibility for Building Management and Home Automation systems
- Advanced scheduling and timer options with Weekly Timer / 24-hr Timer / Sleep Function
- Auto backup heat activation (requires Heater Kit or third-party source)
- Compatible with Airzone third-party communicating zoning system

System Features



- Flexible Multi-Position Configuration: upflow, downflow*, horizontal left, and horizontal right. (*Downflow kit required)



AMUH12KUAS, AMUH18KUAS, AMUH24KUAS

		AMUH12KUAS	AMUH18KUAS	AMUH24KUAS			
Performance							
Rated Cooling	BTU/h	12,000	18,000	24,000			
Rated Heating	BTU/h	12,000	18,000	24,000			
Fan (Cooling Mode)							
Air Circulation: Hi	CFM (m3/h)	500 (850)	600 (1,019)	750 (1,275)			
Medium	CFM (m3/h)	400 (680)	494 (840)	636 (1,080)			
Low	CFM (m3/h)	350 (595)	430 (730)	518 (880)			
Quiet	CFM (m3/h)	300 (510)	371 (630)	400 (680)			
Fan Speed Stages		4 + Auto	4+auto	4+auto			
Sound							
Indoor Level (Clg/Htg): Hi	dB(A)	42/41	44/43	42/42			
Medium	dB(A)	38/36	39/39	38/38			
Low	dB(A)	35/33	36/36	34/36			
Quiet	dB(A)	31/30	33/33	28/29			
Electrical							
Voltage/Frequency/Phase		208-230/60/1	208-230/60/1	208-230/60/1			
Static Pressure	W.C	0.12 to 0.80	0.12 to 0.80	0.12 to 0.80			
Current Rated/Max: Clg	Amps	1.12/1.55	1.39/1.92	1.68/2.32			
Current Rated/Max: Htg	Amps	1.12/1.55	1.39/1.92	1.68/2.32			
Input Power	W	168	208	258			
Size & Weight							
Net Weight	lbs. (kg)	101 (45.8)	107 (48.5)	110 (49.9)			
Dimensions: Height	Inch	43	43	43			
	mm	1092	1092	1092			
Width	Inch	17-1/2	17-1/2	17-1/2			
	mm	444	444	444			
Depth	Inch	21	21	21			
	mm	533	533	533			
Refrigerant		R-32	R-32	R-32			
Additional Data							
Lineset Size	Inch	Gas 3/8	Liq. 1/4	Gas 1/2	Liq. 1/4	Gas 1/2	Liq. 1/4



Indoor Unit		
AMUH12KUAS	AMUH18KUAS	AMUH24KUAS

Heater Kit Compatibility:

Heater Kit	Description	AMUH12KUAS	AMUH18KUAS	AMUH24KUAS
UTZ-EU02MSA*	Heater Kit - 2kW, 1 Stage, 208/240V, Single Phase	•		•
UTZ-EU04MSB2*	Heater Kit - 4kW, 2 Stage, 208/240V, Single Phase	•		
UTZ-EU03MSA	Heater Kit - 3kW, 1 Stage, 208/240V, Single Phase, With Breaker		•	
UTZ-EU06MSB2*	Heater Kit - 6kW, 2 Stage, 208/240V, Single Phase		•	
UTZ-EU04MSA	Heater Kit - 4kW, 1 Stage, 208/240V, Single Phase, With Breaker			•
UTZ-EU08MSB2*	Heater Kit - 8kW, 2 Stage, 208/240V, Single Phase			•

* Breaker not included; to be field supplied.
NOTE: Heater Kit must be powered using a dedicated power supply.

Downflow Kit and Filter Kit Compatibility:

Down Flow Kits		AMUH12KUAS	AMUH18KUAS	AMUH24KUAS
UTD-DFMSB1	Downflow Configuration Kit, AMUH-12,18, & 24k	•	•	•
Filter Base Kits		AMUH12KUAS	AMUH18KUAS	AMUH24KUAS
86ET0002	16 x 20 Filter Base, AMUH-12,18, & 24k	•	•	•

AIRSTAGE Aquila

9, 12, 15,000 BTU/h
Floor Mounted Indoor Units

Multi-Zone Indoor



Built in Wi-Fi®

Controller not included. Controls sold separately.

AGUH09KUAS
AGUH12KUAS
AGUH15KUAS




(Coming Q2 2026)

Features: (System Features see page 16)

2-Fan and Wide Airflow

Having both upper and lower airflow quickly warms or cools the entire room. Floor mounted can be set in "Upward Airflow Only" when occupants wish not to have feet warmed or cooled.



Cooling



1. Upon startup, both top and bottom louvers open.
2. As the room temperature nears the setpoint, only the top louver stays open to help prevent cold air from falling.

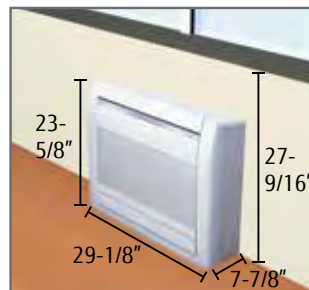
Heating



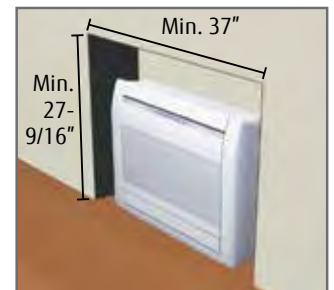
1. Upon startup, both top and bottom louvers open.
2. Closer to setpoint, only the top louver stays open to help prevent cold drafts from windows.

Flexible and Easy Installation

Beneath standard window



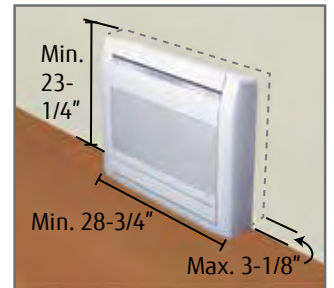
Standard concave installation



Wall



Half concealed*



*Field supplied insulation required



AGUH09KUAS, AGUH12KUAS, AGUH15KUAS

(Coming Q2 2026)

(Coming Q2 2026)

		AGUH09KUAS						AGUH12KUAS						AGUH15KUAS					
Performance																			
Rated Cooling	BTU/h	9,000						12,000						15,000					
Rated Heating	BTU/h	9,000						12,000						15,000					
Fan (Cooling Mode)																			
Air Circulation: Hi	CFM (m3/h)	312 (530)						353 (600)						383 (650)					
Medium	CFM (m3/h)	259 (440)						288 (490)						306 (520)					
Low	CFM (m3/h)	212 (360)						224 (380)						235 (400)					
Quiet	CFM (m3/h)	159 (270)						159 (270)						159 (270)					
Fan Speed Stages		4+auto						4+auto						4+auto					
Sound																			
Indoor Level (Clg/Htg): Hi	dB(A)	39/39						42/42						44/44					
Medium	dB(A)	34/35						36/38						38/39					
Low	dB(A)	28/30						30/32						31/33					
Quiet	dB(A)	22/22						22/22						22/22					
Electrical																			
Voltage/Frequency/Phase		208-230/60/1						208-230/60/1						208-230/60/1					
Current Rated/Max: Clg	Amps	0.35/0.44						0.35/0.44						0.35/0.44					
Current Rated/Max: Htg	Amps	0.35/0.44						0.35/0.44						0.35/0.44					
Input Power	W	16						20						23					
Size & Weight																			
Net Weight	lbs. (kg)	31 (14.0)						31 (14.0)						31 (14.0)					
Dimensions: Height	Inch	23-5/8						23-5/8						23-5/8					
	mm	600						600						600					
Width	Inch	29-1/8						29-1/8						29-1/8					
	mm	740						740						740					
Depth	Inch	7-7/8						7-7/8						7-7/8					
	mm	200						200						200					
Refrigerant		R-32						R-32						R-32					
Additional Data																			
Lineset Size	Inch	Gas 3/8			Liq. 1/4			Gas 3/8			Liq. 1/4			Gas 3/8			Liq. 1/4		



AIRSTAGE Aquila

18, 24, 36, 45,000 BTU/h
Multi-Zone Outdoor Units

Multi-Zone Outdoor



AOUH18KWAS2
AOUH24KWAS3



AOUH36KWAS4


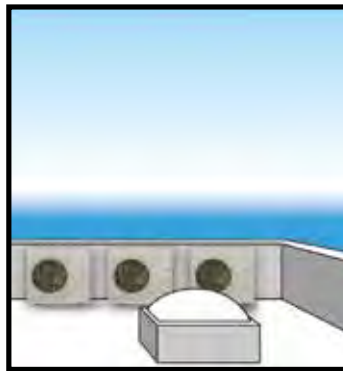
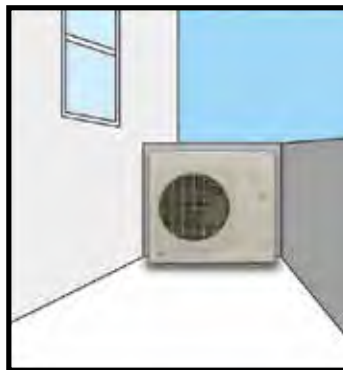


AOUH45KWAS5
AOUH45KWBS5
(Q2 2026)

Contractors can select either an 18, 24, 36 or 45,000 BTU/h outdoor unit combined with wall mounted, slim ducted, compact cassette, mid static ducted, floor mounted and multi position air handling units. Mix-and-match flexibility of evaporator type and capacity allows you to choose the indoor unit that best fits the application, whether it be hidden or showcased. These systems are ideal for residences, nursing homes, doctor's offices, condominiums and apartments - any place where individual cooling or heating is needed.

Compact Size

The compact size of the outdoor units allows for many installation opportunities.



DC Twin Rotary Compressor

A high performance, low noise, large capacity DC twin rotary compressor is used.



Multi-Zone Efficiency, Energy Star Rating(s)

Model	Type	SEER2	HSPF 2 (IV) / HSPF 2 (V)	EER2	COP2	Energy Star Rating*
AOUH18KWAS2	Non Ducted	22	10.5 / 8.7	13.2	4.4	ES, ESCC, ESME
	Ducted	19	9.5 / 8	12.7	3.6	ES, ESCC, ESME
	Mixed	20.5	10 / 8.3	12.9	4	ES, ESCC, ESME
AOUH24KWAS3	Non Ducted	23	10.5 / 8.5	13	4.6	ES, ESCC, ESME
	Ducted	19.5	9.5 / 7.8	12	4	ES, ESCC, ESME
	Mixed	21	10 / 8.1	12.5	4.3	ES, ESCC, ESME
AOUH36KWAS4	Non Ducted	22	10 / 7.6	12	4	ES, ESME
	Ducted	19	9 / 7	11.7	3.5	ES, ESME
	Mixed	20.5	9.5 / 7.3	11.8	3.74	ES, ESME
AOUH45KWAS5	Non Ducted	22	10 / 8	12	4	ES, ESCC, ESME
	Ducted	19	9 / 7.4	11.7	3.6	ES, ESCC, ESME
AOUH45KWBS5	Mixed	20.5	9.5 / 7.7	11.8	3.8	ES, ESCC, ESME

*ES= ESCC= COLD CLIMATE ENERGY STAR ESME= Most Efficient 2025 ENERGY STAR www.energystar.gov

AOUH18KWAS2, AOUH24KWAS3, AOUH36KWAS4, AOUH45KWAS5 (Q2 2026) AOUH45KWBS5

		AOUH18KWAS2	AOUH24KWAS3	AOUH36KWAS4	AOUH45KWAS5 (Q2 2026) AOUH45KWBS5
Performance					
Connectable Indoor Units		2	2 to 3	2 to 4	2 to 5
Connectable Unit Capacity Class	BTU/h	14,000 to 24,000	14,000 to 31,000	25,000 to 46,000	34,000 to 58,000
Rated Capacity Cooling / Heating	BTU/h	18,000 / 22,000	22,000 / 24,000	34,400/36,400	43,000/48000
Cooling Operating Range	°F (°C)	14 to 122 (-10 to 50)	14 to 122 (-10 to 50)	14 to 122 (-10 to 50)	14 to 122 (-10 to 50)
Heating Operating Range	°F (°C)	5 to 75 (-15 to 24)	5 to 75 (-15 to 24)	5 to 75 (-15 to 24)	5 to 75 (-15 to 24)
Electrical					
Rated Input Power Clg/Htg	kW	1.36/1.46	1.69/1.53	2.87/2.67	3.58/3.52
Voltage/Frequency/Phase		208-230/60/1	208-230/60/1	208-230/60/1	208-230/60/1
Maximum Operating Current	Amps	12.0	14.7	20.0	25.0
Minimum Circuit Ampacity	Amps	14.9	18.0	24.9	29.9
Maximum Circuit Breaker	Amps	15	20	25	30
Fan: Type x Quantity		Propeller x 1	Propeller x 1	Propeller x 1	Propeller x 1
Sound Pressure Level Cooling	dB(A)	48	50	54	54
Sound Pressure Level Heating	dB(A)	49	52	56	56
Lineset Requirements					
Minimum Lineset Length Each	ft(m)	16 (5)	16 (5)	16 (5)	16 (5)
Maximum Lineset Length Each	ft(m)	82 (25)	82 (25)	82 (25)	82 (25)
Minimum Lineset Length Total	ft(m)	33 (10)	33 (10)	49 (15)	49 (15)
Maximum Lineset Length Total	ft(m)	164 (50)	164 (50)	230 (70)	262 (80)
Pre-Charge Length Total	ft(m)	98 (30)	98 (30)	164 (50)	164 (50)
Maximum Lineset Height Difference Btwn Outdoor Unit & Furthest Indoor Unit	ft(m)	49 (15)	49 (15)	49 (15)	49 (15)
Maximum Lineset Height Difference Btwn Indoor Units	ft(m)	33 (10)	33 (10)	33 (10)	33 (10)
Lineset Diameter	Inch	Liq.: 1/4 x 2 Gas: 3/8 x 2	Liq.: 1/4 x 3 Gas: 1/2 x 1, 3/8 x 2	Liq.: 1/4 x 4 Gas: 1/2 x 2, 3/8 x 2	Liq.: 1/4 x 5 Gas: 1/2 x 2, 3/8 x 3
Size & Weight					
Net Weight	lbs. (kg)	99 (45)	101 (46)	128 (58)	163 (74)
Dimensions: Height	Inch	28-3/16	28-3/16	34-13/16	39-5/16
	mm	716	716	884	998
Width	Inch	32-5/16	32-5/16	32-5/16	37
	mm	820	820	820	940
Depth	Inch	12-3/8	12-3/8	12-3/8	12-5/8
	mm	315	315	315	320
Refrigerant		R-32	R-32	R-32	R-32

Specs above shown for ductless combinations, please refer to D&T for detailed specifications

Specs above shown for ductless combinations, please refer to D&T for detailed specifications

AIRSTAGE Aquila XLTH

18, 24, 36, 000 BTU/h eXtra Low Temp Heating Multi-Zone Outdoor Units

Multi-Zone Outdoor



When temperatures dip, you want reliable warmth you can count on. Choosing a heat pump designed for your climate helps ensure dependable comfort all season long. With a system built to perform in severe conditions, you and your family can stay cozy no matter what the weather brings.



AOUH18KWAH2
AOUH24KWAH3

XLTH




AOUH36KWAH4
AOUH36KWBH4 (Q2 2026)

XLTH

Ambient Heating Temperature Down to -15°F

Unlike other models that may only operate down to -5°F, XLTH models go even further, featuring a built-in base heater and advanced technology for superior cold-weather performance.

The base of Fujitsu AIRSTAGE XLTH outdoor condensing units.



Base Pan Heater

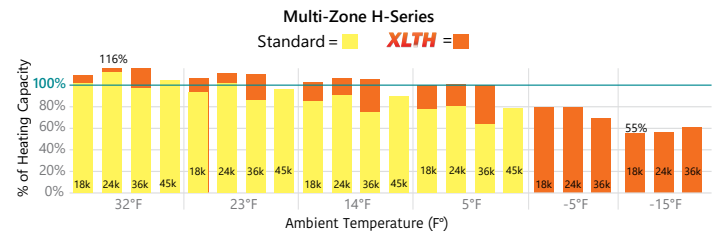
When temperatures reach 36°F, a built-in heater turns on so that any condensation doesn't freeze. Without a heater, freezing condensate can cause noise, damage to the outdoor unit and decrease system performance.

Base Drainage Holes

The contoured base design discharges melted water through many holes located at the bottom of the unit.

Improved Heating Capacity

Heating capacity at low outdoor temperatures is improved by adopting a large heat exchanger and a high capacity compressor.



For representation only, calculated against rated capacity. Refer to the Design and Technical Manual for detailed capacity information.

Multi-Zone Efficiency, Energy Star Rating(s)

Model	Type	SEER2	HSPF 2 (IV) / HSPF 2 (V)	EER2	COP2	Energy Star Rating*
AOUH18KWAH2	Non Ducted	22	11 / 9.3	13.5	4.4	ES, ESCC, ESME
	Ducted	19	10 / 8.5	13	3.8	ES, ESCC, ESME
	Mixed	20.5	10.5 / 8.9	13.2	4.1	ES, ESCC, ESME
AOUH24KWAH3	Non Ducted	23.5	11.5 / 9	13.5	4.7	ES, ESCC, ESME
	Ducted	20.5	10.5 / 8.5	12.5	4.2	ES, ESCC, ESME
	Mixed	22	11 / 8.7	13	4.44	ES, ESCC, ESME
AOUH36KWAH4 AOUH36KWBH4 (Q2 2026)	Non Ducted	22	10 / 8	13	4.3	ES, ESCC, ESME
	Ducted	19	9 / 7.4	12.5	3.88	ES, ESCC, ESME
	Mixed	20.5	9.5 / 7.7	12.7	4.08	ES, ESCC, ESME

*ES = ESCC = ESME =

AOUH18KWAH2, AOUH24KWAH3, AOUH36KWAH4 (Q2 2026) AOUH36KWBH4



		AOUH18KWAH2	AOUH24KWAH3	AOUH36KWAH4 (Q2 2026) AOUH36KWBH4
Performance				
Connectable Indoor Units		2	2 to 3	2 to 4
Connectable Unit Capacity Class	BTU/h	14,000 to 24,000	14,000 to 31,000	25,000 to 46,000
Rated Capacity Cooling / Heating	BTU/h	18,000/22,000	22,000/25,000	35,200/36,400
Cooling Operating Range	°F (°C)	14 to 122 (-10 to 50)	14 to 122 (-10 to 50)	14 to 122 (-10 to 50)
Heating Operating Range	°F (°C)	-15 to 75 (-26 to 24)	-15 to 75 (-26 to 24)	-15 to 75 (-26 to 24)
Electrical				
Rated Input Power Clg/Htg	kW	1.33/1.47	1.63/1.56	2.71/2.48
Voltage/Frequency/Phase		208-230/60/1	208-230/60/1	208-230/60/1
Maximum Operating Current	Amps	15.5	19.2	28.9
Minimum Circuit Ampacity	Amps	19.9	23.6	34.8
Maximum Circuit Breaker	Amps	20	25	35
Fan: Type x Quantity		Propeller x 1	Propeller x 1	Propeller x 1
Sound Pressure Level Clg	dB(A)	47	50	54
Sound Pressure Level Htg	dB(A)	49	52	56
Lineset Requirements				
Minimum Lineset Length Each	ft(m)	16 (5)	16 (5)	16 (5)
Maximum Lineset Length Each	ft(m)	82 (25)	82 (25)	82 (25)
Minimum Lineset Length Total	ft(m)	33 (10)	33 (10)	49 (15)
Maximum Lineset Length Total	ft(m)	164 (50)	230 (70)	230 (70)
Pre-Charge Length Total	ft(m)	98 (30)	98 (30)	164 (50)
Maximum Lineset Height Difference Btwn Outdoor Unit & Furthest Indoor Unit	ft(m)	49 (15)	49 (15)	49 (15)
Maximum Lineset Height Difference Btwn Indoor Units	ft(m)	33 (10)	33 (10)	33 (10)
Lineset Diameter	Inch	Liq.: 1/4 x 2, Gas: 3/8 x 2	Liq.: 1/4 x 3, Gas: 1/2 x 1, 3/8 x 2	Liq.: 1/4 x 4 Gas: 1/2 x 2, 3/8 x 2
Size & Weight				
Net Weight	lbs. (kg)	117 (53)	119 (54)	154 (70)
Dimensions: Height	Inch	34-13/16	34-13/16	39-5/16
	mm	884	884	998
Width	Inch	32-5/16	32-5/16	37
	mm	820	820	940
Depth	Inch	12-3/8	12-3/8	12-5/8
	mm	315	315	320
Refrigerant		R-32	R-32	R-32

Specs above shown for ductless combinations, please refer to D&T for detailed specifications

Allowable Combinations

= Allowed "Connectable Capacity" combinations over 100% **



AOUI18KWA2
XLTH
AOUI18KWAH2

Connect 2 indoor units

AOUI18KWA2 ^{*1} / AOUI18KWAH2 ^{*1}		
Zone 1	Zone 2	Total
7	7	14
7	9	16
7	12	19
7	15	22
9	9	18
9	12	21
9	15	24
12	12	24



AOUI24KWA3
XLTH
AOUI24KWAH3

Connect 2-3 indoor units

AOUI24KWA3 ^{*1} or AOUI24KWAH3 ^{*1}				
Zone 1	Zone 2	Zone 3	Total	
7	7	+	14	
7	9	+	16	
7	12	+	19	
7	15	+	22	
7	18		25	
9	9	+	18	
9	12	+	21	
9	15	+	24	
9	18		27	
12	12	+	24	
12	15		27	
12	18		30	
15	15		30	
7	7	7	21	
7	7	9	23	
7	7	12	26	
7	7	15	29	
7	9	9	25	
7	9	12	28	
7	9	15	31	
7	12	12	31	
9	9	9	27	
9	9	12	30	



AOUI36KWA4
XLTH
AOUI36KWAH4 (Q2 2026)
AOUI36KWBH4
Connect 2-4 indoor units

AOUI36KWA4 ^{*2} or AOUI36KWAH4 ^{*2} / KWBH4 ^{*2}				
Zone 1	Zone 2	Zone 3	Unit 4	Total
7	24	+	+	31
9	24	+		33
12	18	+		30
12	24	+		36
15	18	+		33
15	24	+		39
18	18	+		36
18	24			42
7	7	12	+	26
7	7	15	+	29
7	7	18	+	32
7	7	24	+	38
7	9	9	+	25
7	9	12	+	28
7	9	15	+	31
7	9	18	+	34
7	9	24		40
7	12	12		31
7	12	15	+	34
7	12	18	+	37
7	12	24		43
7	15	15	+	37
7	15	18		40
7	15	24		46
7	18	18		43
9	9	9	+	27
9	9	12	+	30
9	9	15	+	33
9	9	18	+	36
9	9	24		42
9	12	12	+	33
9	12	15	+	36
9	12	18	+	39
9	15	15	+	39
9	15	18		42
9	18	18		45
12	12	12	+	36
12	12	15	+	39
12	12	18		42
12	15	15		42
12	15	18		45
15	15	15		45
7	7	7	7	28
7	7	7	9	30
7	7	7	12	33
7	7	7	15	36
7	7	7	18	39
7	7	7	24	45
7	7	9	9	32
7	7	9	12	35
7	7	9	15	38
7	7	9	18	41
7	7	12	12	38

CHOOSE AN OUTDOOR UNIT:

Select either an 18, 24, 36 or 45,000 BTU/h outdoor unit combined with wall mounted, slim duct, compact cassette or mid static duct indoor units. Mix-and-match flexibility of evaporator type and capacity allows you to choose the indoor unit that best fits the application, whether it be recessed or exposed.

NOTE: These tables are not for system capacity selection. Fujitsu 'Design Simulator' software should be used for AIRSTAGE H-Series equipment selection.

CHOOSE INDOOR UNITS:

Wall Mounted



- ASUH07KPAS
- ASUH09KPAS
- ASUH12KPAS
- ASUH15KPAS
- ASUH18KPAS
- ASUH24KPAS

Slim Ducted



- ADUH07KUAS
- ADUH09KUAS
- ADUH12KUAS
- ADUH18KUAS
- ADUH24KUAS

(Coming Q2 2026)

Floor Mounted



- AGUH09KUAS
- AGUH12KUAS
- AGUH15KUAS

Note: The Floor mount compatibility with 36k XLTH and 45k Standard ODU is strictly limited to AOUI36KWBH4 and AOUI45KWBS (B-Generation)

Compact Cassette



- ACUH07KUAS
- ACUH09KUAS
- ACUH12KUAS
- ACUH18KUAS

Mid Static Ducted



- ARUH12KUAS
- ARUH18KUAS
- ARUH24KUAS

Multi-Position Air Handling Unit



- AMUH12KUAS
- AMUH18KUAS
- AMUH24KUAS

*1: Up to 1 Mid Static Ducted or Multi-Position Air Handling Unit can be connected to the combination.
 *2: Up to 2 Mid Static Ducted or Multi-Position Air Handling Units can be connected to the combination. If Mid Static Ducted or Multi-Position Air Handling Units are included, the total number of connectable units is limited to three.
 *3: Up to 2 Mid Static Ducted or Multi-Position Air Handling Units can be connected to the combination. If the combination includes one Mid Static Ducted or Multi-Position Air Handling Unit, up to four units can be connected in total. If the combination includes two Mid Static Ducted or Multi-Position Air Handling Units, the total number of connectable units is limited to three.
 + Represents available circuit for future expansion when connecting this combination.
 ** Exceeding 100% capacity match will not increase system output capacity.



(cont'd)

AOUH36KWAS4 ² or AOUH36KWAH4 ² / KWBH4 ²				
Zone 1	Zone 2	Zone 3	Unit 4	Total
7	7	12	15	41
7	7	12	18	44
7	7	15	15	44
7	9	9	9	34
7	9	9	12	37
7	9	9	15	40
7	9	9	18	43
7	9	12	12	40
7	9	12	15	43
7	9	12	18	46
7	9	15	15	46
7	12	12	12	43
7	12	12	15	46
9	9	9	9	36
9	9	9	12	39
9	9	9	15	42
9	9	9	18	45
9	9	12	12	42
9	9	12	15	45
9	12	12	12	45



AOUH45KWAS5
(Q2 2026)
AOUH45KWBS5

Connect 2-5
indoor units

AOUH45KWAS5 ³ / KWBS5 ³					
Zone 1	Zone 2	Zone 3	Zone 4	Zone 5	Total
12	24	+	+	+	36
15	24	+	+	+	39
18	18	+	+	+	36
18	24	+	+	+	42
24	24	+	+	+	48
7	7	24	+	+	38
7	9	18	+	+	34
7	9	24	+	+	40
7	12	15	+	+	34
7	12	18	+	+	37
7	12	24	+	+	43
7	15	15	+	+	37
7	15	18	+	+	40
7	15	24	+	+	46
7	18	18	+	+	43
7	18	24	+	+	49
7	24	24	+	+	55
9	9	18	+	+	36
9	9	24	+	+	42
9	12	15	+	+	36
9	12	18	+	+	39
9	12	24	+	+	45
9	15	15	+	+	39
9	15	18	+	+	42
9	15	24	+	+	48
9	18	18	+	+	45
9	18	24	+	+	51
9	24	24	+	+	57
12	12	12	+	+	36
12	12	15	+	+	39
12	12	18	+	+	42
12	12	24	+	+	48
12	15	15	+	+	42
12	15	18	+	+	45
12	15	24	+	+	51
12	18	18	+	+	48
12	18	24	+	+	54
15	15	15	+	+	45
15	15	18	+	+	48
15	15	24	+	+	54
15	18	18	+	+	51
15	18	24	+	+	57

AOUH45KWAS5 ³ / KWBS5 ³ (cont'd)					
Zone 1	Zone 2	Zone 3	Zone 4	Zone 5	Total
18	18	18	18	18	54
7	7	7	15	+	36
7	7	7	18	+	39
7	7	7	24	+	45
7	7	9	12	+	35
7	7	9	15	+	38
7	7	9	18	+	41
7	7	9	24	+	47
7	7	12	12	+	38
7	7	12	15	+	41
7	7	12	18	+	44
7	7	12	24	+	50
7	7	15	15	+	44
7	7	15	18	+	47
7	7	15	24	+	53
7	7	18	18	+	50
7	7	18	24	+	56
7	9	9	9	+	34
7	9	9	12	+	37
7	9	9	15	+	40
7	9	9	18	+	43
7	9	9	24	+	49
7	9	12	12	+	40
7	9	12	15	+	43
7	9	12	18	+	46
7	9	12	24	+	52
7	9	15	15	+	46
7	9	15	18	+	49
7	9	15	24	+	55
7	9	18	18	+	52
7	9	18	24	+	58
7	12	12	12	+	43
7	12	12	15	+	46
7	12	12	18	+	49
7	12	12	24	+	55
7	12	15	15	+	49
7	12	15	18	+	52
7	12	15	24	+	58
7	12	18	18	+	55
9	9	9	9	+	36
9	9	9	12	+	39
9	9	9	15	+	42
9	9	9	18	+	45
9	9	9	24	+	51
9	9	12	12	+	42
9	9	12	15	+	45
9	9	12	18	+	48
9	9	12	24	+	54
9	9	15	15	+	48
9	9	15	18	+	51
9	9	15	24	+	57
9	9	18	18	+	54
9	12	12	12	+	45
9	12	12	15	+	48
9	12	12	18	+	51
9	12	12	24	+	57
9	12	15	15	+	51
9	12	15	18	+	54
9	12	15	24	+	60
9	15	15	18	+	57
12	12	12	12	+	48
12	12	12	15	+	51
12	12	12	18	+	54
12	12	15	15	+	54
12	12	15	18	+	57
12	15	15	15	+	57
7	7	7	7	7	35
7	7	7	7	9	37
7	7	7	7	12	40
7	7	7	7	15	43
7	7	7	7	18	46
7	7	7	7	24	52
7	7	7	9	9	39
7	7	7	9	12	42
7	7	7	9	15	45
7	7	7	9	18	48
7	7	7	9	24	54
7	7	7	12	12	45

AOUH45KWAS5 ³ / KWBS5 ³ (cont'd)					
Zone 1	Zone 2	Zone 3	Zone 4	Zone 5	Total
7	7	7	12	15	48
7	7	7	12	18	51
7	7	7	12	24	57
7	7	7	15	15	51
7	7	7	15	18	54
7	7	7	18	18	57
7	7	9	9	9	41
7	7	9	9	12	44
7	7	9	9	15	47
7	7	9	9	18	50
7	7	9	9	24	56
7	7	9	12	12	47
7	7	9	12	15	50
7	7	9	12	18	53
7	7	9	15	15	53
7	7	9	15	18	56
7	7	12	12	12	50
7	7	12	12	15	53
7	7	12	12	18	56
7	7	12	12	24	62
7	7	12	15	15	56
7	7	12	15	18	59
7	7	12	15	24	65
7	7	12	18	18	60
7	7	12	18	24	66
7	9	9	9	9	45
7	9	9	9	12	48
7	9	9	9	15	51
7	9	9	9	18	54
7	9	9	9	24	60
7	9	9	12	12	49
7	9	9	12	15	52
7	9	9	12	18	55
7	9	9	12	24	61
7	9	9	15	15	54
7	9	9	15	18	57
7	9	9	15	24	63
7	9	9	18	18	60
7	9	9	18	24	66
7	9	12	12	12	51
7	9	12	12	15	54
7	9	12	12	18	57
7	9	12	12	24	63
7	9	12	15	15	57
7	9	12	15	18	60
7	9	12	15	24	66
7	9	12	18	18	63
7	9	12	18	24	69
7	9	15	15	15	60
7	9	15	15	18	63
7	9	15	15	24	69
7	9	15	18	18	66
7	9	15	18	24	72
7	9	18	18	18	69
7	9	18	18	24	75
9	9	9	9	9	45
9	9	9	9	12	48
9	9	9	9	15	51
9	9	9	9	18	54
9	9	9	9	24	60
9	9	9	12	12	49
9	9	9	12	15	52
9	9	9	12	18	55
9	9	9	12	24	61
9	9	9	15	15	54
9	9	9	15	18	57
9	9	9	15	24	63
9	9	9	18	18	60
9	9	9	18	24	66
9	9	12	12	12	51
9	9	12	12	15	54
9	9	12	12	18	57
9	9	12	12	24	63
9	9	12	15	15	57
9	9	12	15	18	60
9	9	12	15	24	66
9	9	12	18	18	63
9	9	12	18	24	69
9	9	15	15	15	60
9	9	15	15	18	63
9	9	15	15	24	69
9	9	15	18	18	66
9	9	15	18	24	72
9	9	18	18	18	69
9	9	18	18	24	75

NOTE: These tables are not for system capacity selection. Fujitsu 'Design Simulator' software should be used for AIRSTAGE H-Series equipment selection.

= Allowed "Connectable Capacity" combinations over 100% **

*1: Up to 1 Mid Static Ducted or Multi-Position Air Handling Unit can be connected to the combination.
 *2: Up to 2 Mid Static Ducted or Multi-Position Air Handling Units can be connected to the combination. If Mid Static Duct or Multi-Position Air Handling Units are included, the total number of connectable units is limited to three.
 *3: Up to 2 Mid Static Ducted or Multi-Position Air Handling Units can be connected to the combination. If the combination includes one Mid Static Ducted or Multi-Position Air Handling Unit, up to four units can be connected in total. If the combination includes two Mid Static Ducted or Multi-Position Air Handling Units, the total number of connectable units is limited to three.
 + Represents available circuit for future expansion when connecting this combination.
 ** Exceeding 100% capacity match will not increase system output capacity.

R-32

ACCESSORY COMPATIBILITY

		SINGLE-ZONE WALL-MOUNT SYSTEMS																COMPACT CASSETTE			FLOOR MOUNTED					
		WALL MOUNTED																								
		09KTAP1	09KZAH1	09KMAS1	09KPAS1	09KNAS1-Full Line	12KTAP1	12KZAH1	12KMAS1	12KPAS1	12KNAS1-Full Line	15KTAP1	15KZAH1	18KZAH1	18KPAS1	24KZAH1	24KPAS1	30KPAS1	36KPAS1	09KUAS1C / 09KUBS1C	12KUAS1C / 12KUBS1C	18KUAS1C	09KUBS1G	12KUBS1G	15KUBS1G	
REMOTE CONTROLS																										
UTY-RVRU	Kagami Controller (Wired Remote)	●2	●1	●1	●1		●2	●1	●1	●1		●2	●1	●1	●1	●1	●1	●1	●1	●	●	●	●3	●3	●3	
UTY-RNRUZ Series	Wired Remote Control	●2	●1	●1	●1		●2	●1	●1	●1		●2	●1	●1	●1	●1	●1	●1	●1	●	●	●	●3	●3	●3	
UTY-RHRYZ-Series	Simple Remote Control 2-Wire	●2	●1	●1	●1		●2	●1	●1	●1		●2	●1	●1	●1	●1	●1	●1	●1	●	●	●	●3	●3	●3	
UTY-RSRYZ-Series	Simple Remote Control 2-Wire	●2	●1	●1	●1		●2	●1	●1	●1		●2	●1	●1	●1	●1	●1	●1	●1	●	●	●	●3	●3	●3	
UTY-LBTUM	IR receiver kit w/ wireless remote controller																									
UTY-LBTUH	IR receiver kit w/ wireless remote controller																									
UTY-LBTUC	IR receiver kit w/ wireless remote controller																									
UTY-LNTU	Wireless Remote Control																			●	●	●				
UTY-LNXUZ1	Wireless Remote Control																						●	●	●	
UTY-XSZXZ1	Remote Sensor																									
WI-FI DEVICES																										
UTY-TFSXH4	Wi-Fi Interface Module (Wall Mount / USB)				●	●				●	●				●		●	●	●							
UTY-TFSXJ4	Wi-Fi Interface Module (Non-Wall Mount / UART)																			●	●	●				
FJ-IR-WIFI-1NA	Wi-Fi Device: IR Wireless Module	●	●	●	●	●	●	●	●	●	●	●	●	●	●	●	●	●	●	●	●	●	●	●	●	
FJ-AC-WIFI-1	Wi-Fi Device: Wired Module	●	●	●	●	●	●	●	●	●	●	●	●	●	●	●	●	●	●	●	●	●	●	●	●	
INTERFACE KITS																										
UTY-XWZX	Dry Contact Wire Kit	●	●	●	●		●	●	●	●		●	●	●	●	●	●	●	●				●	●	●	
UTY-XWZXZ5	Dry Contact Wire Kit	●	●	●	●		●	●	●	●		●	●	●	●	●	●	●	●				●	●	●	
UTY-XWZXZG	External Connect Kit																			●	●	●				
UTY-XWZXZJ	External Connect Kit																									
UTY-TWRXZ2	Communication Kit		●	●	●		●	●	●			●	●	●	●	●	●	●	●							
UTY-TWRXZ3	Communication Kit																						●	●	●	
UTY-TWRXZ4	Communication Kit	●					●				●															
UTY-XWZXZ3	Outdoor Unit Input/ Output Connector																									
UTY-XCSXZ2	External Input and Output PCB		●	●	●		●	●	●			●	●	●	●	●	●	●	●							
UTY-XCSXZ3	External Input and Output PCB	●					●				●															
UTY-XCSX	External Input and Output PCB																			●	●	●				
UTZ-GXRA	External Input and Output PCB Box																									
UTZ-GXEA	External Input and Output PCB Box																			●	●	●				
UTZ-GXNA	External Input and Output PCB Bracket																									
UTY-SHZXC	Human Sensor Kit																									
FRESH AIR INTAKE KITS																										
UTZ-KXGC	High Humidity Insulation Kit																			●	●	●				
UTZ-KXRA	High Humidity Insulation Kit																									
UTR-YDZB	Air Outlet Shutter Plate																			●	●	●				
UTZ-VXAA	Fresh Air Intake Kit																			●	●	●				
UTZ-VXRA	Fresh Air Kit																									
UTR-YDZK	Air Outlet Shutter Plate																									
MISCELLANEOUS																										
FJ-AC-485-1	BACnet Gateway	●	●	●	●		●	●	●	●		●	●	●	●	●	●	●	●	●	●	●	●	●	●	
UTY-VMSX	Modbus Gateway	●	●	●	●		●	●	●	●		●	●	●	●	●	●	●	●	●	●	●	●	●	●	
UTY-TERX	External Switch Controller	●2	●1	●1	●1		●2	●1	●1	●1		●2	●1	●1	●1	●1	●1	●1	●1	●	●	●	●3	●3	●3	
UTY-TTRXZ1*	24V Thermostat Interface	●2	●1	●1	●1		●2	●1	●1	●1		●2	●1	●1	●1	●1	●1	●1	●1	●	●	●	●3	●3	●3	
UTY-VTGX	Network Converter	●2	●1	●1	●1		●2	●1	●1	●1		●2	●1	●1	●1	●1	●1	●1	●1	●	●	●	●3	●3	●3	
UTR-STA	Half Concealed Kit																						●	●	●	
UTD-GXT(A/B/C)-W	Auto Louver Grille Kit																									
UTD-LFN(A/B/C)	Long-life Filter																									

*: This device may not be used with any other type of controls (central controller, wire/wireless RC, WiFi adapter, BMS interface).

1: Requires accessory communication kit #UTY-TWRXZ2.

2: Requires accessory communication kit #UTY-TWRXZ4.

3: Requires accessory communication kit #UTY-TWRXZ3.

4: IR Receiver Kit required.

AIRSTAGE Cloud

Multi-site HVAC Building Management System as a Service



Better solutions for HVAC management and maintenance - The highly versatile AIRSTAGE Cloud platform enables effective and efficient management and maintenance of heating, ventilation, and air conditioning systems as an ongoing service. It can be accessed through a web browser.



Manage HVAC systems for multiple properties

Streamline HVAC management and reduce operating cost

Enable remote monitoring and maintenance

Improve maintainability and serviceability

Cloud-edge infrastructure sharing

Enjoy affordable performance, security and reliability

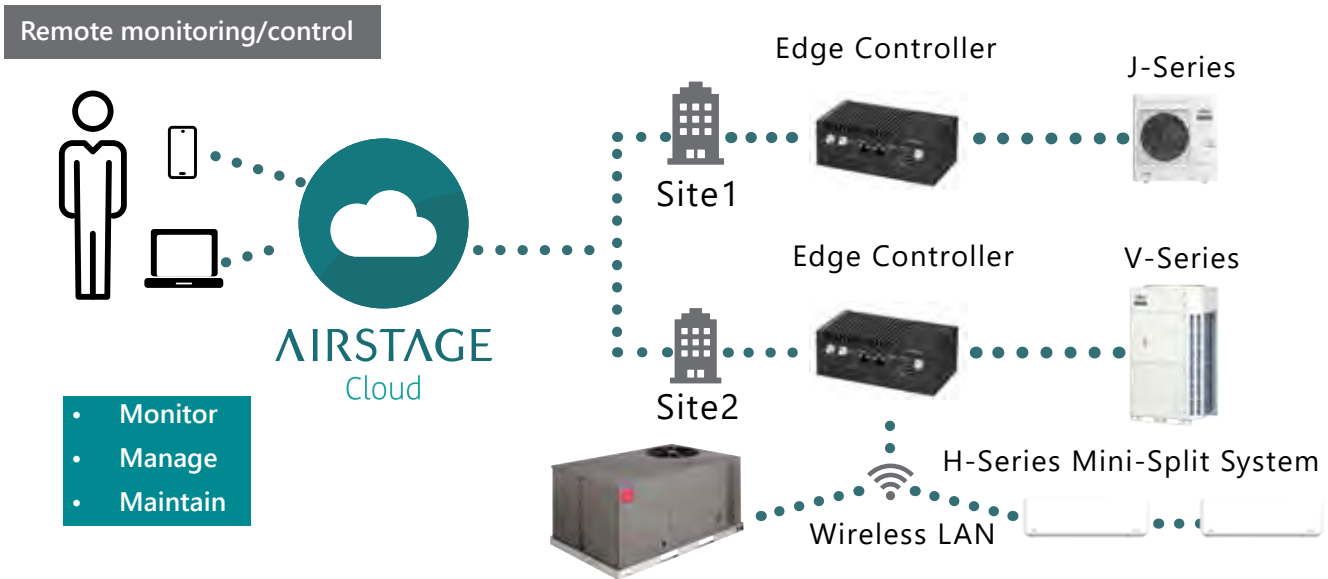
Pre-programmed / self-configuring dashboards and automated device recognition

Minimize custom programming and lower setup and expansion costs

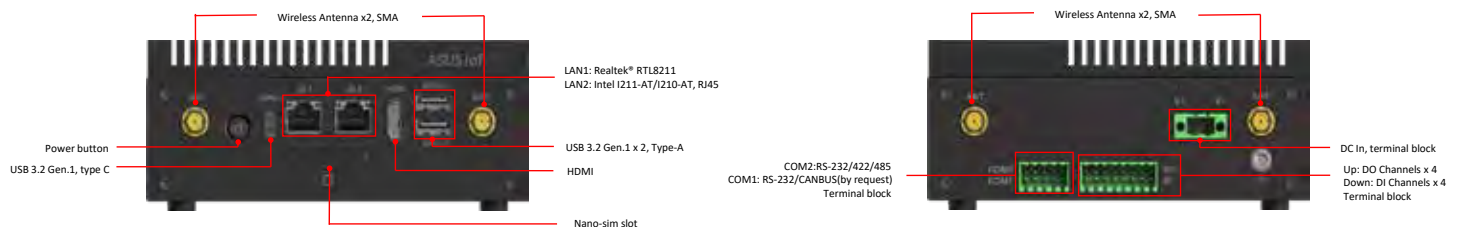
New features will be continuously implemented by over-the-air system updates

System Overview

The AIRSTAGE Cloud delivers greater value in operation and life-cycle management of HVAC systems.



Appearance



Features - Site Manager

- Subscription-based application with tiered options
- Manage HVAC systems for multiple properties - Show location map and information about HVAC systems under management
- Streamline HVAC management and reduce operating cost
- At-a-glance monitoring dashboard - Display an HVAC system's operation status and energy usage for each site, group, and system in a dashboard format
- Manage energy usage - Maintain comfortable room environments efficiently
- Account settings - create profiles for clients, manage users and access, register Edge Controllers
- Notifications - view in-app alerts, manage external SMS and email notifications

Portfolio Dashboard



Site Dashboard



Zone Dashboard



The AIRSTAGE Cloud enables centralized management of HVAC systems operating in multiple properties and plots the property locations on a map.

Screen layout and content subject to change as features are added and improved.

(Coming Q2 2026)

H-Series Service Manager

- Real time monitoring of your split system performance
- Remotely diagnose issues
- Mobile alerts of error codes
- Automated test runs
- Energy management features

For additional specs and more information, please visit airstagecloud.com or scan QR code below



Controls

KAGAMI WIBBOB

Group Control



The new UTY-RVRU Kagami Controller is a touch enabled, intuitive and stylish looking controller, compatible with 2-Wire H-Series indoor units*.

Features

- Sleek, minimalist design that harmonizes with the space
- Large, easy to read, anti-fingerprint touch screen with auto dimming
- Simple, intuitive operation, with only the necessary functions and minimal screen transitions - swipe left/right to select settings, up/down to adjust settings
- Initial setup and function settings via BLE connection to Remo Set app on smart device, or manually on the controller
- Easily transfer settings between controllers, reducing install time
- Custom logo import and display and masking of settings for hotels
- Control and monitoring for commonly used functions, including:
 - On/Off, Operation Mode, Fan Speed, and Air Flow Direction
 - Room temperature display with temperature correction
 - Current time display, adjusts for Daylight Savings
 - Auto-Off and Weekly Timers
 - Custom Auto (dual setpoint) function
- Away / Eco Away setting
- Economy / Energy Saving Fan / Optimum Start operation
- Emergency Heat control
- Filter Status and Reset
- Anti-Freeze operation
- Economy / Energy Saving Fan / Optimum Start operation
- Error display and history
- Refrigerant Cycle Monitor of select sensor values
- Test Run function
- Password and child lock protection
- Multi-language
- Energy Star Compliant
- Meets California 2022 Title 24 requirements
- Retains and displays HVAC contractor contact info for support
- 90-day warranty

Wired Remote (Touch Panel)*
UTY-RNRUZ Series
2-Wire



Group Control

Features a large backlit LCD display and displays the room temperature. Provides full feature access to property managers, building owners, and facility maintenance, as well as providing basic comfort features to users.

Simple Remote Control*
UTY-RSRYZ-Series
2-Wire

Group Control

Backlit 2-wire remote with built in temperature sensor. Offers set point adjustment in 1°F increments. Concentrates on basic functions such as start/stop, fan control, temperature setting and operation mode.



Simple Remote Control*
UTY-RHRYZ-Series
2-Wire

Group Control

Backlit 2-wire remote with built in temperature sensor. Offers set point adjustment in 1°F increments. Concentrates on basic functions such as Start/Stop, fan control, and temperature setting.



Wireless Remote Control
UTY-LNTU
For Compact Cassettes.



Wireless Remote Controller
UTY-LNXUZ1
For Floor Mounted units.



Remote Sensor
UTY-XSZXZ1



Wall mounted room temperature sensor for Slim Ducted, Medium Static ducted, and Multi Position AHU models. Replaces room temperature sensor in the return when installed while still allowing for temperature correction.

IR Receiver Kit
UTY-LBTUM
For Medium Static Ducted, Slim ducted, and Multi Position AHU units. Includes a wireless remote control and receiver.



IR Receiver Kit
UTY-LBTUC
For Large Circular Flow Cassettes. Includes a wireless remote control and receiver.



IR Receiver Kit
UTY-LBTUH
For Ceiling Suspended. Includes a wireless remote control and receiver.



Group Control: With this feature, multiple evaporators can be 'daisy-chained' together on one single remote control. With multiple, single zone systems, Group Control provides the ability of all indoor units to be operated from a single remote control. Group Control may be used on a single, multizone system, however multiple, multizone system indoor units cannot be grouped together. Single and multizone systems cannot be combined for a single Group Control. For additional information, see Engineering Bulletin # 036 and/or 037.

* Wall Mounted units require respective accessory communication kit in order to connect this device to them.


Wi-Fi Devices

See compatibility table, page 13.

Wi-Fi Module

Model: UTY-TFSXH4
UTY-TFSXJ4

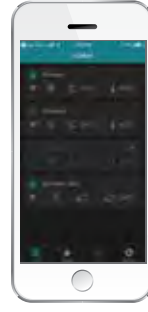
Works with AIRSTAGE
Mobile® App



SAMPLE WI-FI APP SCREEN DISPLAYS



AIRSTAGE
Mobile®



Intesis AC
Cloud Control®

IR Wireless Module

Model: FJ-IR-WIFI-1NA
Works with
Intesis AC
Cloud
Control® app



Wired Module

Model: FJ-AC-WIFI-1
Works with
Intesis AC Cloud
Control® app



Wired Module

Model: FJ-RC-WIFI-1BT
Works with
Intesis AC Cloud Control® app



Additional Controls

Network Converter

UTY-VTGX


The Network Converter is used to control and monitor one or more single-zone AIRSTAGE H-Series indoor units (max of 16 IDU's per converter) through AIRSTAGE VRF Central Controllers or BMS Gateways.



24V Thermostat Interface

UTY-TTRXZ1

Control AIRSTAGE H-Series products using a third party thermostat. Up to 16 indoor units can be connected as a group to one thermostat converter.



Modbus Converter

UTY-VMSX
Control and monitor systems over Modbus RTU.



BACnet Gateway

FJ-AC-485-1
Control and monitor systems over BACnet MSTP



Interface Kits

Human Sensor Kit

UTY-SHZXC

For large circular cassette.



Communication Kit

UTY-TWRXZ-Series

Required to connect Wall Mounted and Floor Mounted Units to Wired Remotes UTY-RVRU, UTY-RNRUZ Series, UTY-RSRYZ Series, UTY-RHRYZ Series, UTY-TTRXZ1 24V Thermostat Interface.



Fresh Air Intake Kits

High Humidity Insulation Kit

UTZ-KXGC

Compatible with Compact Cassette. Additional insulation which may be needed when cassettes are installed in high humidity areas.



Fresh Air Intake Kit

UTZ-VXAA


Fresh air kit for Compact Cassette units. Mixes room air then passes it through a heat exchanger. Allows for a 4-inch flex ducted connection. Requires a field supplied duct booster fan capable of 60 CFM at .2"W.C. or 90 CFM at .4"W.C. For fan static pressure requirements, see installation manual.



Fresh Air Kit

UTZ-VXRA

For Large Cassette units. Mixes room air then passes it through a heat exchanger. Allows for a 4-inch flex duct connection. Allows up to 10% of high airflow volume.



Air Outlet Shutter Plate

UTR-YDZK

Compatible with Large Cassette. Install in a single outlet, to provide a 3-way airflow pattern. Only one supply air outlet can be blocked at a time.



Air Outlet Shutter Plate

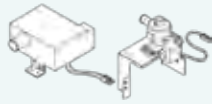
UTR-YDZB

Compatible with Compact Cassette. In a 3-way air flow configuration an Air Outlet Shutter Plate kit is required to block air flow of 1 louver.



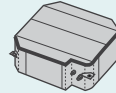
Miscellaneous

Condensate Pump
UTZ-PU1EBB



OEM design plugs into factory harness for ease of installation. Rated for 11.8" of vertical lift. Compatible with Ceiling suspended indoor units ABUH**KUAS.

High Humidity Insulation Kit
UTZ-KXRA



Compatible with Large Cassette. Install when the under-roof humidity is over 80% and the temperature is over 86°F (30°C)

Auto Louver Grille Kit

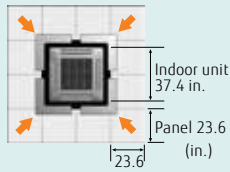


UTD-GXTA-W (for ADUH7/9/12)
UTD-GXTB-W (for ADUH18)
UTD-GXTC-W (for ADUH24)

Auto Louver provides comfortable airflow and blends in with various interiors. Grille can be connected either directly to indoor unit or through the rectangular ducted. Only compatible with ARU models with serial numbers greater than 2000.

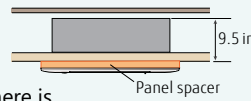
Wide Panel
UTG-AKXA-W

Compatible with Large Cassette. Hides the gap between the ceiling hole and the cassette grille.



Panel Spacer
UTG-BKXA-W

Compatible with Large Cassette. If there is not enough height in the ceiling space, by inserting this spacer between the cassette grille and the ceiling surface, the height of the body goes into the ceiling space becomes 2 in. (50mm) lower.



Long-Life Filter

UTD-LFNC
UTD-LFNB
UTD-LFNA
Long-life filter can be mounted to the indoor unit (medium static ducted models).



Electric Heater Kits

UTZ-EU**MSA* / UTZ-EU**MSB* / UTZ-EU**MMA* / UTZ-EU**MMB*
Compatible with AMUH**KUAS Models. Heating capacity range: 2 kW to 16 kW. Available in single-stage and two-stage configurations.
(Reference Multi-Position AHU documentation for compatibility.)



Wind Baffles, Snow Hoods, Hail Guards

Protect your equipment investment from the ravages of severe weather.



Wind Baffle Compatible Units

Models	Group	Wind baffles
AOUH09KMAS1	G2	UTZ-DUWBG2A
AOUH12KMAS1		
AOUH09KUAS1		
AOUH12KUAS1	G3	UTZ-DUWBG3A
AOUH18KUAS1		
AOUH09KTAP1		
AOUH18KPAS1		
AOUH24KPAS1		
AOUH09KZAH1		
AOUH12KZAH1		
AOUH15KZAH1		

Snow Hood Compatible Units

Models	Group	Snow Hoods
AOUH09KMAS1	G2	UTZ-DUSHG2A
AOUH12KMAS1		
AOUH09KUAS1		
AOUH12KUAS1	G3	UTZ-DUSHG3A
AOUH18KUAS1		
AOUH09KTAP1		
AOUH18KPAS1		
AOUH24KPAS1		
AOUH09KZAH1		
AOUH12KZAH1		
AOUH15KZAH1		

Hail Guard Compatible Units

Models	Group	Hail Guards
AOUH09KMAS1	G2	UTZ-DUHGG2A
AOUH12KMAS1		
AOUH09KUAS1		
AOUH12KUAS1	G3	UTZ-DUHGG3A
AOUH18KUAS1		
AOUH09KTAP1		
AOUH18KPAS1		
AOUH24KPAS1		
AOUH09KZAH1		
AOUH12KZAH1		
AOUH15KZAH1		

To be added:
AOLH09KNAS1
AOLH12KNAS1
AOUH09KNAS1
AOUH12KNAS1
AOUH18KNAS1
AOUH24KNAS1
AOUH09KPAS1
AOUH12KPAS1
AOUH30KPAS1
AOUH36KPAS1
AOUH18KZAH1
AOUH24KZAH1
AOUH12KTAP1
AOUH15KTAP1
AOUH24KUAS1
AOUH30KUAS1
AOUH36KUAS1
AOUH42KUAS1
AOUH48KUAS1
AOUH18KWAS2
AOUH24KWAS3
AOUH36KWAS4
AOUH45KWAS5
AOUH18KWAH2
AOUH24KWAH3
AOUH36KWAH4

To be added:
AOLH09KNAS1
AOLH12KNAS1
AOUH09KNAS1
AOUH12KNAS1
AOUH18KNAS1
AOUH24KNAS1
AOUH09KPAS1
AOUH12KPAS1
AOUH30KPAS1
AOUH36KPAS1
AOUH18KZAH1
AOUH24KZAH1
AOUH12KTAP1
AOUH15KTAP1
AOUH24KUAS1
AOUH30KUAS1
AOUH36KUAS1
AOUH42KUAS1
AOUH48KUAS1
AOUH18KWAS2
AOUH24KWAS3
AOUH36KWAS4
AOUH45KWAS5
AOUH18KWAH2
AOUH24KWAH3
AOUH36KWAH4

To be added:
AOLH09KNAS1
AOLH12KNAS1
AOUH09KNAS1
AOUH12KNAS1
AOUH18KNAS1
AOUH24KNAS1
AOUH09KPAS1
AOUH12KPAS1
AOUH30KPAS1
AOUH36KPAS1
AOUH18KZAH1
AOUH24KZAH1
AOUH12KTAP1
AOUH15KTAP1
AOUH24KUAS1
AOUH30KUAS1
AOUH36KUAS1
AOUH42KUAS1
AOUH48KUAS1
AOUH18KWAS2
AOUH24KWAS3
AOUH36KWAS4
AOUH45KWAS5
AOUH18KWAH2
AOUH24KWAH3
AOUH36KWAH4

Line Set Sizes and Lengths - Single-Zone

*Always refer to D&T for final sizing

Gas x Liquid Size (in)	Single-Zone Systems																					
	Wall Mounted																					
	09KNAS1 - 115V	12KNAS1 - 115V	09KNAS1	12KNAS1	18KNAS1	24KNAS1	09KPAS1	12KPAS1	18KPAS1	24KPAS1	30KPAS1	36KPAS1	09KMAS1	12KMAS1	09KZAH1	12KZAH1	15KZAH1	18KZAH1	24KZAH1	09KTAP1S/B	12KTAP1S/B	15KTAP1S/B
3/8" x 1/4"	●	●	●	●			●	●					●	●	●	●				●	●	●
1/2" x 1/4"					●	●			●	●							●					
5/8" x 3/8"											●	●						●	●			
Total System																						
Max. Combined Pipe Length ft (m)	66 (20)	66 (20)	66 (20)	66 (20)	82 (25)	82 (25)	66 (20)	66 (20)	98 (30)	98 (30)	164 (50)	164 (50)	66 (20)	66 (20)	82 (25)	82 (25)	98 (30)	164 (50)	164 (50)	66 (20)	66 (20)	66 (20)
Max. Pre-charge Lineset length ft (m)	49 (15)	49 (15)	49 (15)	49 (15)	49 (15)	49 (15)	49 (15)	49 (15)	49 (15)	49 (15)	66 (20)	66 (20)	49 (15)	49 (15)	49 (15)	49 (15)	49 (15)	66 (20)	66 (20)	49 (15)	49 (15)	49 (15)
Min. Lineset Length ft (m)	10 (3)	10 (3)	10 (3)	10 (3)	10 (3)	10 (3)	10 (3)	10 (3)	10 (3)	10 (3)	16 (5)	16 (5)	10 (3)	10 (3)	10 (3)	10 (3)	10 (3)	16 (5)	16 (5)	10 (3)	10 (3)	10 (3)

Gas x Liquid Size (in)	Single-Zone Systems																						
	Compact Cassette			Mid Static Ducted											MPAHU								
	09KUASTC / 09KUBSTC	12KUASTC / 12KUBSTC	18KUASTC	12KUASTR / 12KUBSTR	18KUASTR	24KUASTR	30KUASTR	30KUAHTR	36KUASTR	36KUAHTR	42KUASTR	42KUAHTR	48KUASTR	48KUAHTR	12KUASTM / 12KUBSTM	18KUASTM	24KUASTM	30KUASTM	30KUAHTM	36KUASTM	36KUAHTM	48KUASTM	48KUAHTM
3/8" x 1/4"	●	●		●											●								
1/2" x 1/4"			●		●	●			●	●	●	●	●	●		●	●						
5/8" x 3/8"							●	●	●	●	●	●	●	●		●	●	●	●	●	●	●	●
Total System																							
Max. Combined Pipe Length ft (m)	66 (20)	98 (30)	98 (30)	98 (30)	98 (30)	164 (50)	164 (50)	246 (75)	164 (50)	246 (75)	246 (75)	246 (75)	246 (75)	246 (75)	98 (30)	98 (30)	164 (50)	164 (50)	246 (75)	164 (50)	246 (75)	246 (75)	246 (75)
Max. Pre-charge Lineset length ft (m)	49 (15)	66 (20)	66 (20)	66 (20)	66 (20)	66 (20)	66 (20)	98 (30)	66 (20)	98 (30)	98 (30)	98 (30)	98 (30)	98 (30)	66 (20)	66 (20)	66 (20)	66 (20)	66 (20)	98 (30)	66 (20)	98 (30)	98 (30)
Min. Lineset Length ft (m)	16 (5)	16 (5)	16 (5)	16 (5)	16 (5)	16 (5)	16 (5)	16 (5)	16 (5)	16 (5)	16 (5)	16 (5)	16 (5)	16 (5)	16 (5)	16 (5)	16 (5)	16 (5)	16 (5)	16 (5)	16 (5)	16 (5)	16 (5)

Gas x Liquid Size (in)	Single-Zone Systems																		
	Ceiling Suspended						Circular Flow Large Cassette										Floor Mounted		
	18KUASTB	24KUASTB	30KUASTB	30KUAHTB	36KUASTB	36KUAHTB	18KUASTU	24KUASTU	30KUASTU	30KUAHTU	36KUASTU	36KUAHTU	42KUASTU	42KUAHTU	48KUASTU	48KUAHTU	09KUBSTG	12KUBSTG	15KUBSTG
3/8" x 1/4"							●	●									●	●	●
1/2" x 1/4"	●	●					●	●											
5/8" x 3/8"			●	●	●	●			●	●	●	●	●	●	●	●			
Total System																			
Max. Combined Pipe Length ft (m)	98 (30)	164 (50)	164 (50)	246 (75)	164 (50)	246 (75)	98 (30)	164 (50)	164 (50)	246 (75)	164 (50)	246 (75)	246 (75)	246 (75)	246 (75)	246 (75)	65 (20)	98 (30)	98 (30)
Max. Pre-charge Lineset length ft (m)	66 (20)	66 (20)	66 (20)	98 (30)	66 (20)	98 (30)	66 (20)	66 (20)	66 (20)	98 (30)	66 (20)	98 (30)	98 (30)	98 (30)	98 (30)	98 (30)	49 (15)	66 (20)	66 (20)
Min. Lineset Length ft (m)	16 (5)	16 (5)	16 (5)	16 (5)	16 (5)	16 (5)	16 (5)	16 (5)	16 (5)	16 (5)	16 (5)	16 (5)	16 (5)	16 (5)	16 (5)	16 (5)	16 (5)	16 (5)	16 (5)

(Coming Q2 2026)

Line Set Sizes and Lengths - Multi-Zone

*Always refer to D&T for final sizing

Multi / Flex Zone Models - Indoor Units																									
		Wall Mounted					Compact Cassette				Slim Ducted				Mid Static			MPAHU			Floor Mounted				
		ASUH07KPAS	ASUH09KPAS	ASUH12KPAS	ASUH15KPAS	ASUH18KPAS	ASUH24KPAS	ACUH07KUAS	ACUH09KUAS	ACUH12KUAS	ACUH18KUAS	ADUH07KUAS	ADUH09KUAS	ADUH12KUAS	ADUH18KUAS	ADUH24KUAS	ARUH12KUAS	ARUH18KUAS	ARUH24KUAS	AMUH12KUAS	AMUH18KUAS	AMUH24KUAS	AGUH09KUAS	AGUH12KUAS	AGUH15KUAS
Gas x Liquid Size (in)		●	●	●	●		●	●	●		●	●	●			●			●			●	●	●	
3/8" x 1/4"						●				●															
1/2" x 1/4"														●	●					●	●				
5/8" x 1/4"																									
Each Indoor Unit		Minimum and maximum pipe lengths for multi-zone units are found on page 63 and page 65.																				(Coming Q2 2026)			

Multi / Flex Zone Models - Outdoor Units

		AOUH18KWAS2 *1	AOUH18KWAH2 *1	AOUH24KWAS3 *1	AOUH24KWAH3 *1	AOUH36KWAS4 *2	AOUH36KWAH4/ AOUH36KWBH4 *2	AOUH45KWAS5/ AOUH45KWBH5 *3
Total System								
Max. Lineset Length ft (m) (Total)		164 (50)	164 (50)	164 (50)	230 (70)	230 (70)	230 (70)	262 (80)
Pre-Charge Length ft (m) (Total)		98 (30)	98 (30)	98 (30)	98 (30)	164 (50)	164 (50)	164 (50)
Min. Lineset Length ft (m) (Total)		33 (10)	33 (10)	33 (10)	33 (10)	49 (15)	49 (15)	49 (15)

NOTE:

- *1 : Up to 1 Mid Static Ducted or Multi-Position Air Handling Unit can be connected to the combination.
- *2 : Up to 2 Mid Static Ducted or Multi-Position Air Handling Units can be connected to the combination. If Mid Static Ducted or Multi-Position Air Handling Units are included, the total number of connectable units is limited to 3.
- *3 : Up to 2 Mid Static Ducted or Multi-Position Air Handling Units can be connected to the combination. If the combination includes 1 Mid Static Ducted or Multi-Position Air Handling Unit, up to 4 units can be connected in total. If the combination includes 2 Mid Static Ducted or Multi-Position Air Handling Units, the total number of connectable units is limited to 3.



Fujitsu AIRSTAGE R-32 Model Nomenclature

A O U H 24 K W A H 3

Type: *Refer to HQ nomenclature
A = Heat pump for N America

Model Type:
 O = Outdoor(Single/Multi)
 S = Wall Mounted
 B = Ceiling Suspended
 G = Floor Mounted
 D = Slim Ducted
 R = Mid Static Ducted
 M = Multi Position Air Handling Unit
 C = Compact Cassette
 U = Large Cassette

Power Supply (including brand name):
 U = FUJITSU/60Hz/208-230V/N America
 L = FUJITSU/60Hz/115V/America

System Generation: *Refer to HQ nomenclature
A-Z (Currently "H")

Capacity: *Refer to HQ nomenclature
 07 = 7,000 BTU/h
 09 = 9,000 BTU/h (3/4ton)
 12 = 12,000 BTU/h (1ton)
 15 = 15,000 BTU/h (1.25ton)
 18 = 18,000 BTU/h (1.5ton)
 24 = 24,000 BTU/h (2ton)
 30 = 30,000 BTU/h (2.5ton)
 36 = 36,000 BTU/h (3ton)
 42 = 42,000 BTU/h (3.5ton)
 48 = 48,000 BTU/h (4ton)

of Heads (Only for ODUs, IDUs skip this digit)
 1 = Single zone
 2 = 2 heads
 3 = 3 heads (Max. 3 Heads Multi Zone XLTH ODU)
 4 = 4 heads
 5 = 5 heads

Features:
 Outdoor:
 S = Standard
 H = XLTH
 P = XLTH +
 Indoor:
 S = Standard
 B = Black

Series (Version):
 A-Z

Tier:
 T = Top Tier for RAC
 Z = High Tier for RAC
 M = Mid tier for RAC
 P = Standard Tier + for RAC
 N = Entry Tier for RAC
 U = Mid Tier for Universal PAC
 W= Multi-Zone

Function:
 K = R-32/Inverter/Cooling and Heating(H/P)



Things To Know Before You Buy a Fujitsu AIRSTAGE H-Series System

Complete System Warranty

Standard warranties vary depending on model:



7 Year Compressor / 5 Year Parts warranty.

Extended warranties include:



10 Year Compressor/Parts warranty for AIRSTAGE H-Series systems that have been installed by a licensed contractor and the online Product Registration* has been submitted.



12 Year Compressor/Parts warranty for AIRSTAGE H-Series systems that have been installed by an Elite Contractor and the online Product Registration* has been submitted.

Systems must be registered within 60 days of installation for extended warranty.

* Residents of California and Quebec are not required to register the System in order to obtain all of the rights and remedies applicable to this Warranty. Beginning July 1, 2023, Warranty is transferable from original owner to new owner in the State of Florida for residentially installed systems that are registered online.

For full details, see AIRSTAGE H-Series Warranty Statement.

Trademarks

Fujitsu and AIRSTAGE are licensed trademarks owned by Fujitsu Limited and GENERAL Limited, respectively.

AIRSTAGE Mobile® is a worldwide trademark of GENERAL Limited.

ENERGY STAR® is a registered trademark of the EPA and DOE.

©2026 GENERAL HVAC Solutions America, Inc. All rights reserved.

Non-Internet Retail Policy

Internet sales are strictly prohibited and unauthorized. Any HVAC systems purchased on the Internet, from an online retailer or any similar e-tailing website, OR where the original factory serial numbers have been removed, defaced, or replaced in any way WILL NOT BE COVERED BY WARRANTY.

Note

- Condensing units come pre-charged from factory. Additional refrigerant may be required, be sure to check installation manual for more details.
- Cooling capacity is based on the following conditions:
Indoor temperature: 80°F DB/67°F WB (26.7°C DB/19.4°C WB)
Outdoor temperature: 95°F DB/75°F WB (35°C DB/23.9°C WB)
- Heating capacity is based on the following conditions:
Indoor temperature: 70 °FDB (21.11 °CDB) / 60 °FWB (15.56 °CWB)
Outdoor temperature: 47°F DB/43°F WB (8.3°C DB/6.1°C WB)

Things To Know Before You Install a Fujitsu AIRSTAGE H-Series System

Warning

Always use a licensed installer or contractor to install this product. Do not try to install the product yourself. Improper installation can result in water or refrigerant leakage, electrical shock, fire or explosion. Use only parts and accessories supplied or specified by our documentation. Ask a licensed contractor to install parts and accessories. Use of unauthorized or improper installation of parts and accessories can result in injury or property damage. Read the owner's operation manual carefully before using this product. The owner's operation manual provides important safety instructions and warnings which should be followed closely. For any questions or concerns, please contact GENERAL HVAC Solutions America, Inc. Proper sizing and installation of equipment is critical to achieve optimal performance. Split system air conditioners and heat pumps must be matched with appropriate coil components to meet ENERGY STAR criteria. Ask your contractor for details or visit www.energystar.gov.

Heat Pump Disclaimer

In most climates a heat pump will handle all of your heating needs. However, this system sometimes requires some other additional source of heat to satisfy heating requirements in the coldest environments. All Fujitsu AIRSTAGE heat pumps use inverter technology and as such offer a wider operating range and more heat capacity than a standard heat pump but will not provide adequate heating if improperly sized or operated outside of its operating range. Specifications vary by model; please consult your contractor before choosing a heat pump as your only source of heat.

Systems will maintain temperature up to +/-4 degrees relative to set temperature. To increase energy efficiency on multi-zone systems, you should turn off the evaporators when heating or cooling is not needed.

Disclaimer

Products are subject to continuous improvements. We reserve the right to modify product design, specifications and information in this brochure without notice and without incurring any obligations.

Certifications

ISO

ISO14001 is the standard defined by the International Organization for Standardization (ISO) related to environmental management systems. Fujitsu General America, Inc. has been acknowledged by an internationally accredited compliance organization as having an appropriate program of environmental protection procedures and activities to meet the requirements of ISO14001. The air conditioners manufactured by Fujitsu have received ISO9001 series certification for quality assurance.



- ISO9001
- ISO14001

AHRI Energy Guide® Program (U.S.)

To view AHRI numbers or Energy Guide labels, please go to www.ahridirectory.org.



UL

AIRSTAGE H-Series products are all certified to UL Standard 60335-2-40 4th edition, Household and Similar Electrical Appliances - Safety - Part 2-40: Particular Requirements for Electrical Heat Pumps, Air-Conditioners and Dehumidifiers. This standard prescribes product safety requirements for systems that use mildly flammable A2L refrigerants.

ASTM

Our outdoor units shall withstand 1,000 hours of salt spray tested per procedure ASTM B117.

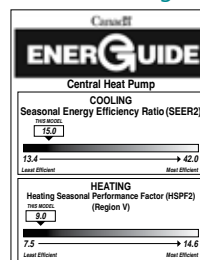
RoHS COMPLIANT

We participate in the RoHS Directive, which is the Restriction of Hazardous Substances in electrical and electronic equipment. It is an EU directive intended protect the environment by forcing manufacturers to eliminate or severely curtail the use of : lead, cadmium, mercury, hexavalent chromium, polybrominated biphenyls (PBB) and polybrominated diphenyl ethers (PBDE), bis(2-ethylhexyl) phthalate (DEHP), butyl benzyl phthalate (BBP), dibutyl phthalate (DBP) and diisobutyl phthalate (DIBP) in all products from automobiles to consumer electronics.



HRAI EnerGuide® Program (Canada)

Sample:



For over 60 years,
making the hottest places cool and the coolest places...
more comfortable.

AIRSTAGE H-Series Mini-Splits Are For You if:

- If you want to reduce your utility bills by up to 30%
- Central air quotes give you sticker shock
- Want to reclaim attic and closet space occupied by ductwork
- You have warm or cold spots in your home or business
- Your window air conditioner's noise prevents you from hearing the television

Distributed by:



Part #FG2028 Rev. 3/2026

© GENERAL HVAC Solutions America, Inc. - 2026

GHSA distributes Fujitsu and AIRSTAGE branded products made by its group companies.

The Fujitsu trademark's registered owner in the USA and Canada is Fujitsu Limited of Japan.

GENERAL HVAC Solutions America, Inc.
fujitsugeneral.com